

T W Slade

Funnel

No. 75065

Patented Mar. 3 1868

Fig. 1.

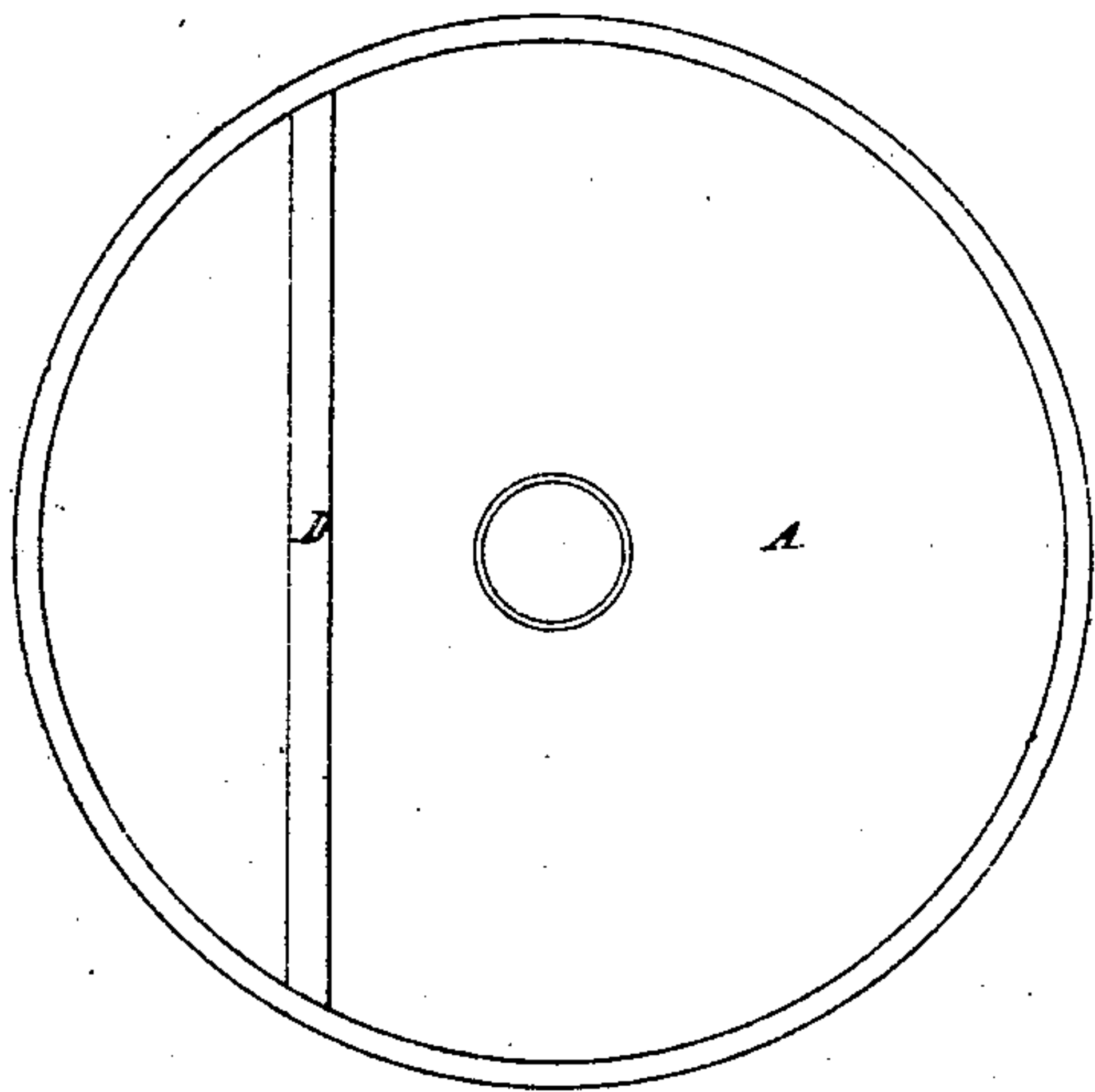


Fig. 4

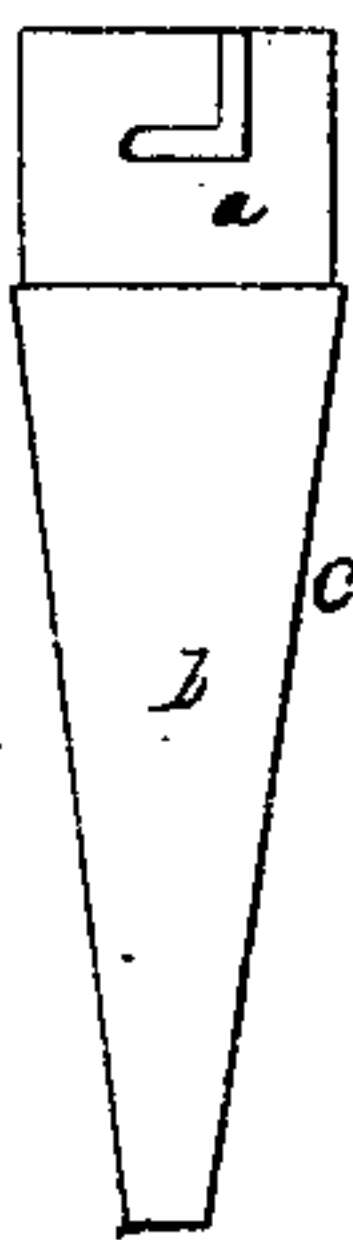


Fig. 5.

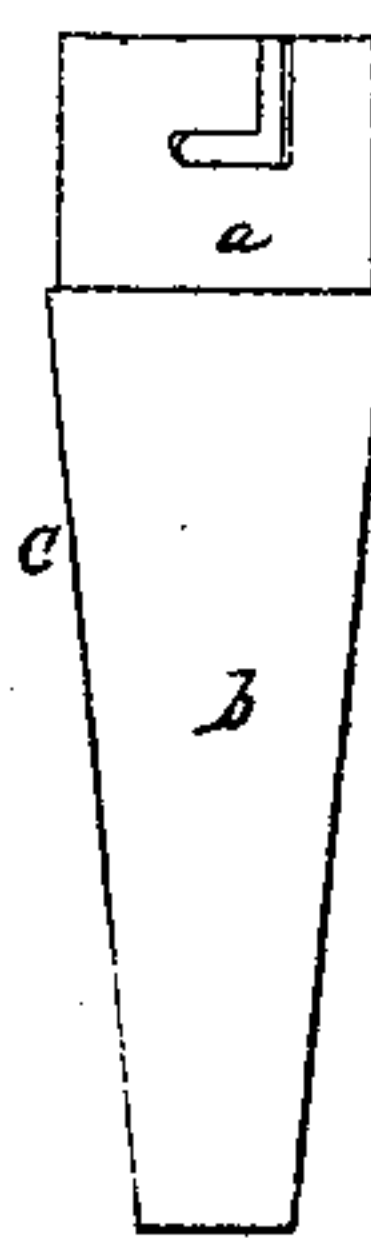


Fig. 2.

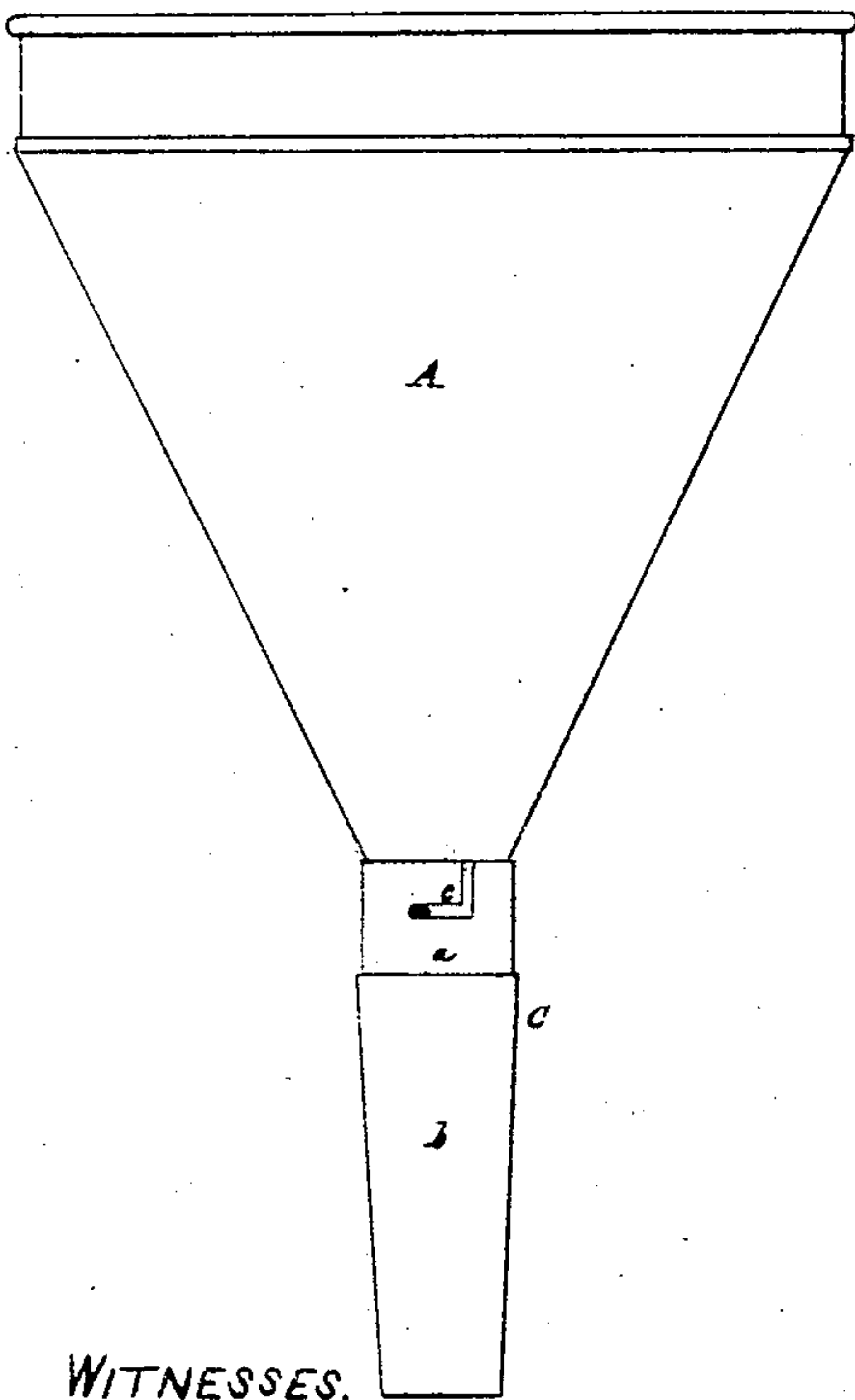
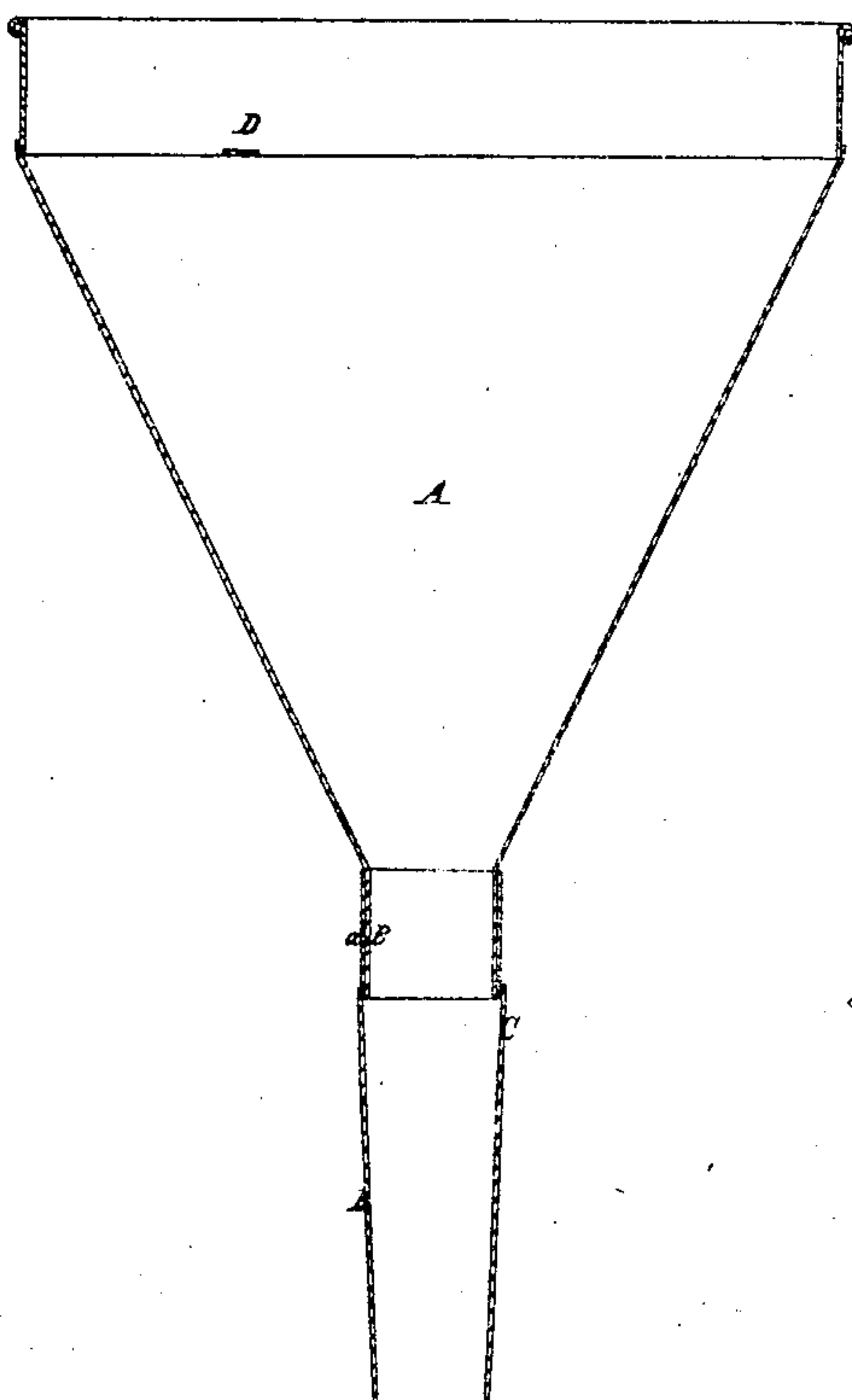


Fig. 3.



WITNESSES.

S. N. Piper.
Jas. V. Mullen

T. W. Slade

by his attorney.

R. W. Hady

United States Patent Office.

THOMAS W. SLADE, OF MANCHESTER, MASSACHUSETTS.

Letters Patent No. 75,065, dated March 3, 1868.

IMPROVEMENT IN FUNNELS.

The Schedule referred to in these Letters Patent and making part of the same.

TO ALL PERSONS TO WHOM THESE PRESENTS MAY COME:

Be it known that I, THOMAS W. SLADE, of Manchester, in the county of Essex, and State of Massachusetts, have invented a new and useful Improvement in Liquor-Tunnels; and I do hereby declare the same to be fully described in the following specification, and represented in the accompanying drawings, making a part thereof.

Of such drawings—

Figure 1 is a top view,

Figure 2 a front elevation, and

Figure 3 a longitudinal section of a liquor-tunnel provided with my invention.

Figures 4 and 5 are views of ajutages of different sizes, adapted for use with such tunnel-mouth and ajutage-holder.

The purpose of my invention is to adapt a tunnel for use with vessels whose bung-holes or receiving-orifices may differ in size.

In the drawings, A denotes the conical mouth-piece or body of the tunnel, as connected at its inferior end to one end of a short tube, B, which I term the "ajutage-holder," it constituting a neck for receiving the ajutage C. This ajutage is composed of a cylindrical tube, *a*, and a conical tube or frustum, *b*, the tube *a* being to encompass and fit upon the neck B, it being held thereto by means of a "bayonet-connection" or catch, shown at *c*. It is intended to have to one mouth-piece, A, a series of the ajutages, whose conical tubes vary in tapers or diameters at their inferior ends, two of such being shown in figs. 4 and 5. By such means the tunnel may be adjusted to bung-holes or openings of different sizes. Across the mouth of the tunnel, and a short distance within the same, is a bar, D, which serves not only as a rest for the support of the nose of a can while liquid may be discharged therefrom into the tunnel, but as a handle to lift the tunnel from the bung-hole of a barrel.

I am aware that a tunnel has been provided with a series of frusto-conical discharge-pipes of different sizes to fit upon its inner discharge-pipe, and therefore I make no claim thereto.

What I claim, is—

The tunnel, as made, with the body and ajutage in separate parts, and provided with a bayonet-connection to hold them in connection, as set forth.

I also claim the arrangement and combination of the cross-bar or rest D with a liquor-tunnel composed of a conical mouth-piece and an ajutage or discharge-nozzle.

THOMAS W. SLADE.

Witnesses:

R. H. EDDY,

SAMUEL N. PIPER.