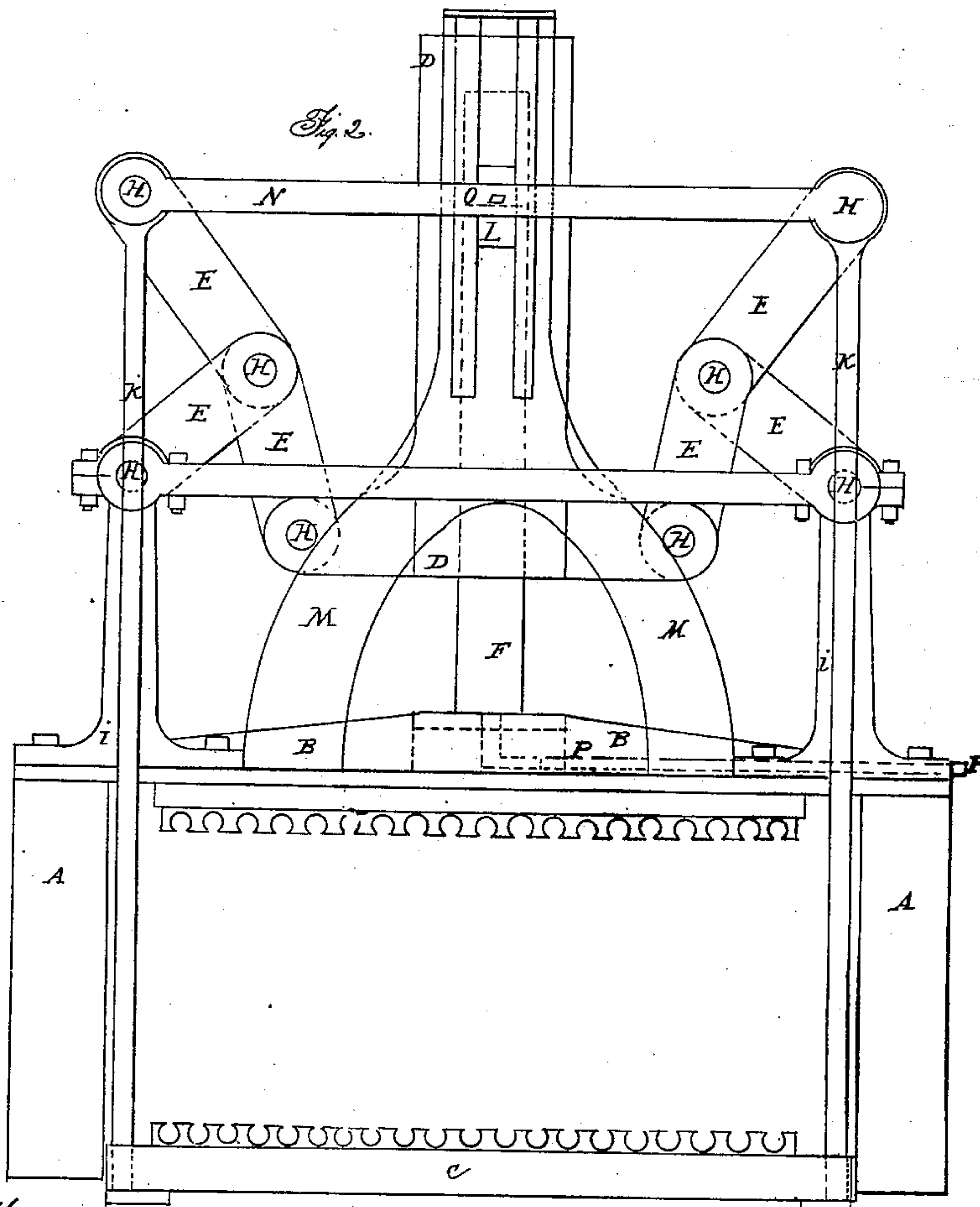
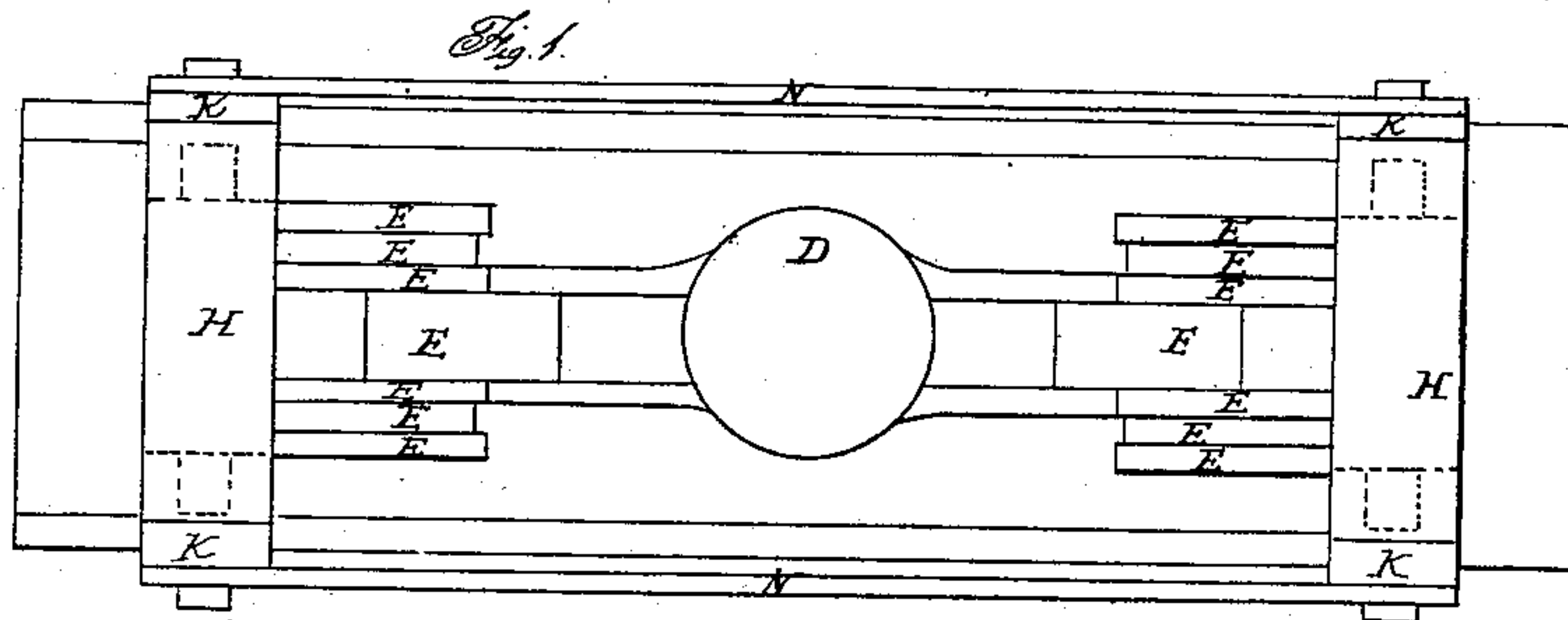


No. 75,015.

PATENTED MAR. 3, 1868.

C. W. HOLBROOK.
HYDRAULIC PRESS.

2 SHEETS—SHEET 1.



Witness
William Lloyd
Geo. C. Lloyd

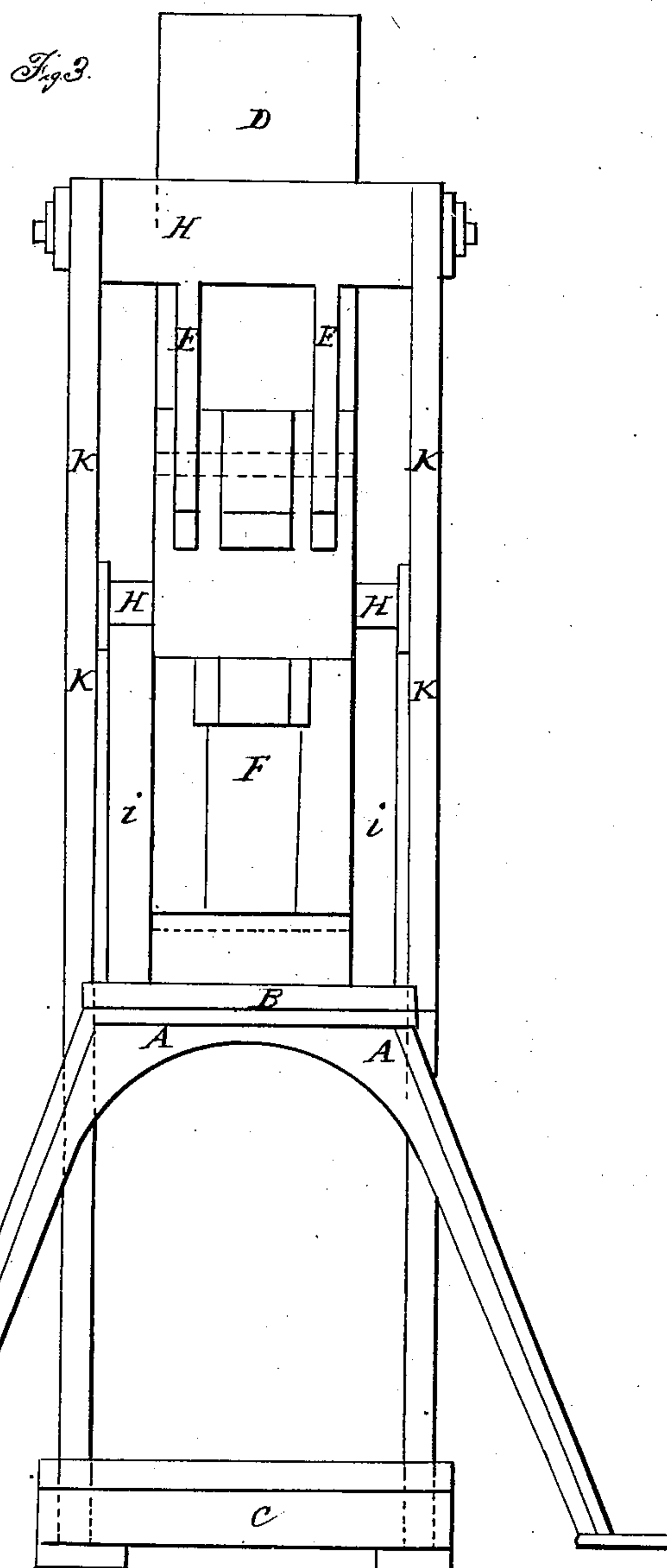
Inventor
Chas. W. Holbrook

No. 75,015.

PATENTED MAR. 3, 1868.

C. W. HOLBROOK.
HYDRAULIC PRESS.

2 SHEETS—SHEET 2.



Witnesses
William Ford
Geo. Chas. Lloyd

Inventor
Chas W Holbrook

United States Patent Office.

CHARLES W. HOLBROOK, OF NEW YORK, N. Y., ASSIGNOR TO HIMSELF,
WILLIAM BOARDMAN, AND CHARLES G. BAYLER, OF SAME PLACE.

Letters Patent No. 75,015, dated March 3, 1868.

IMPROVEMENT IN HYDRAULIC PRESSES.

The Schedule referred to in these Letters Patent and making part of the same.

TO ALL WHOM IT MAY CONCERN:

Be it known that I, CHARLES W. HOLBROOK, of the city, county, and State of New York, have invented a new and useful Improvement in Presses; and I do hereby declare the following to be a full and exact description of the same, reference being had to the accompanying drawing, and to the letters of reference marked thereon.

The nature of my invention consists in the arrangement of a series of toggle-joints, operated by and in combination with a hydraulic press.

To enable others skilled in the art to make and use my invention, I will proceed to describe its construction and operation.

Figure 1 is a plan view.

Figure 2, a front or side elevation.

Figure 3, end elevation.

The same letters represent corresponding parts in the different figures.

A A A A represent the main standards or supports of the press, B B the top of the press, and C C the bottom platen of the same. D D, the cylinder. E E E, the toggle-arms, working upon the joints or pins H H. I I, the standards, to hold the toggle-shafts. K K K K, four lifting-rods, connecting the top toggle-shafts to the bottom platen. The standards M M serve as guides, and to support the cylinder of the press, and (by means of the slides 4, working in grooves in their outer sides, and attached to the bars n n) also serve as guides and supports to the top toggle-shafts and the lifting-rods K K K K.

Having thus described my invention, what I claim, and desire to secure by Letters Patent, is—

The combination and arrangement of the movable platen C C, rods K K K K, toggle-joints H H H, and arms E E E with the central cylinder-motor, all substantially as described.

CHAS. W. HOLBROOK.

Witnesses:

WILLIAM GIROD,

GEO. C. LLOYD,