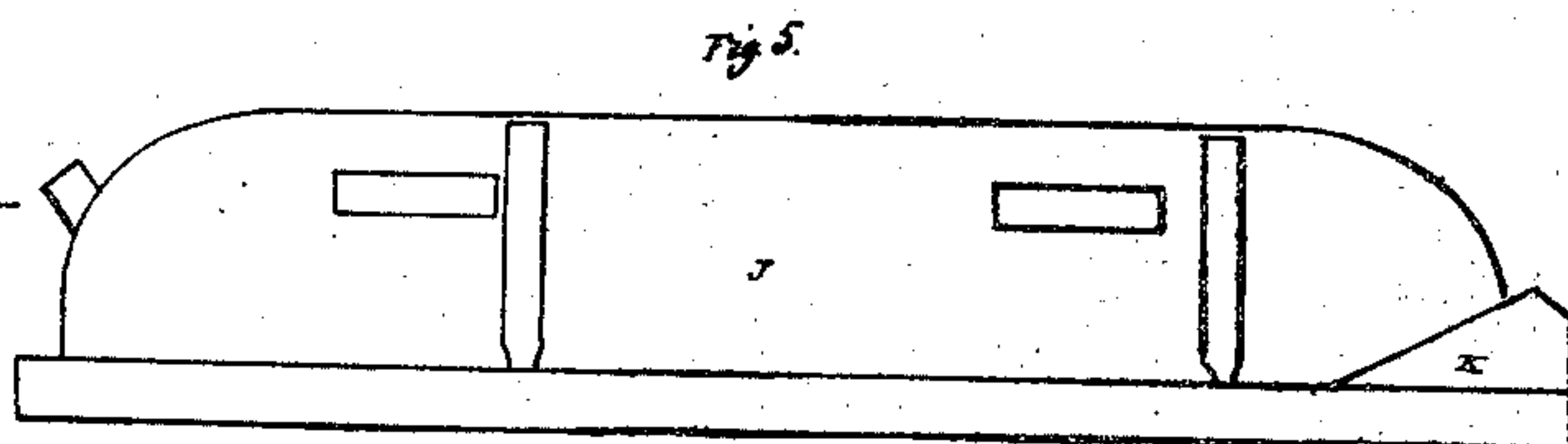
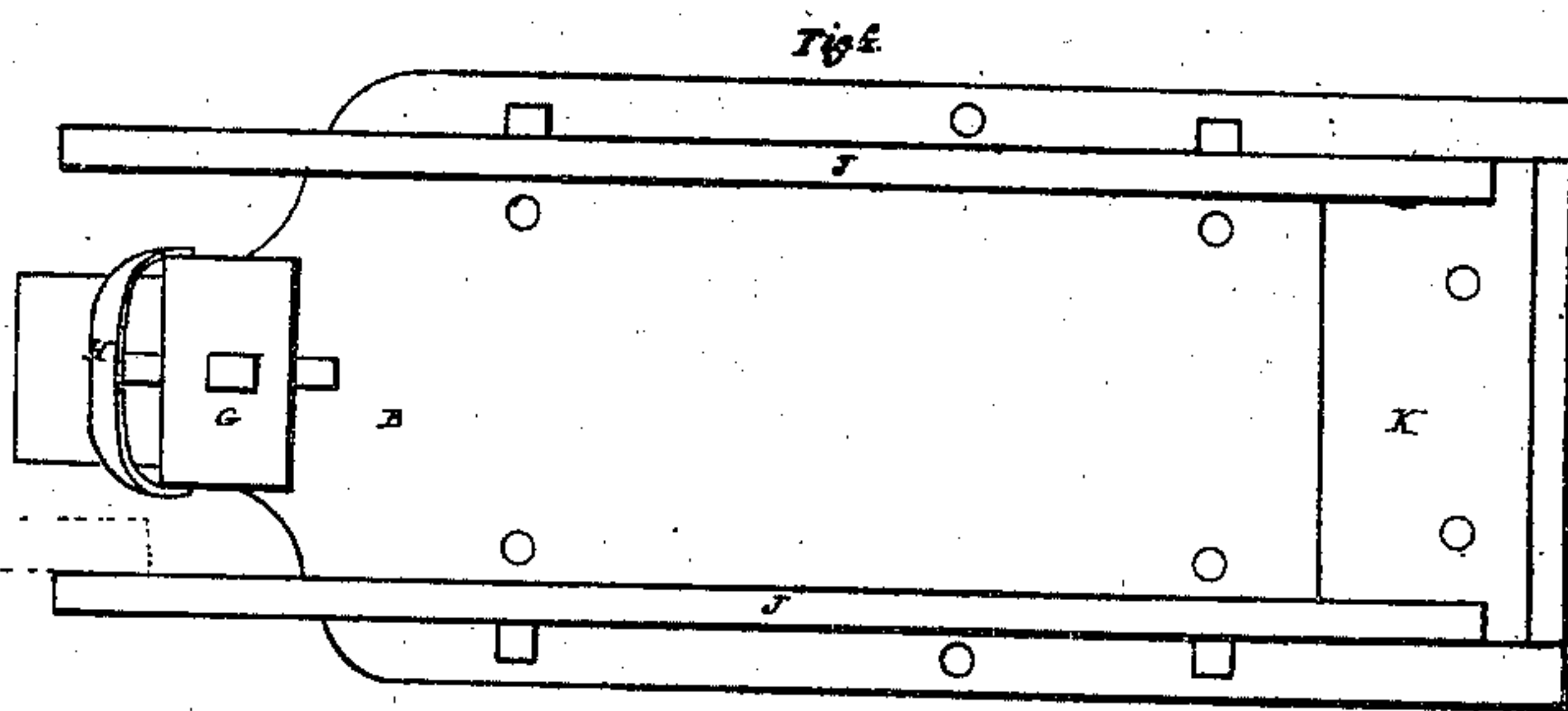
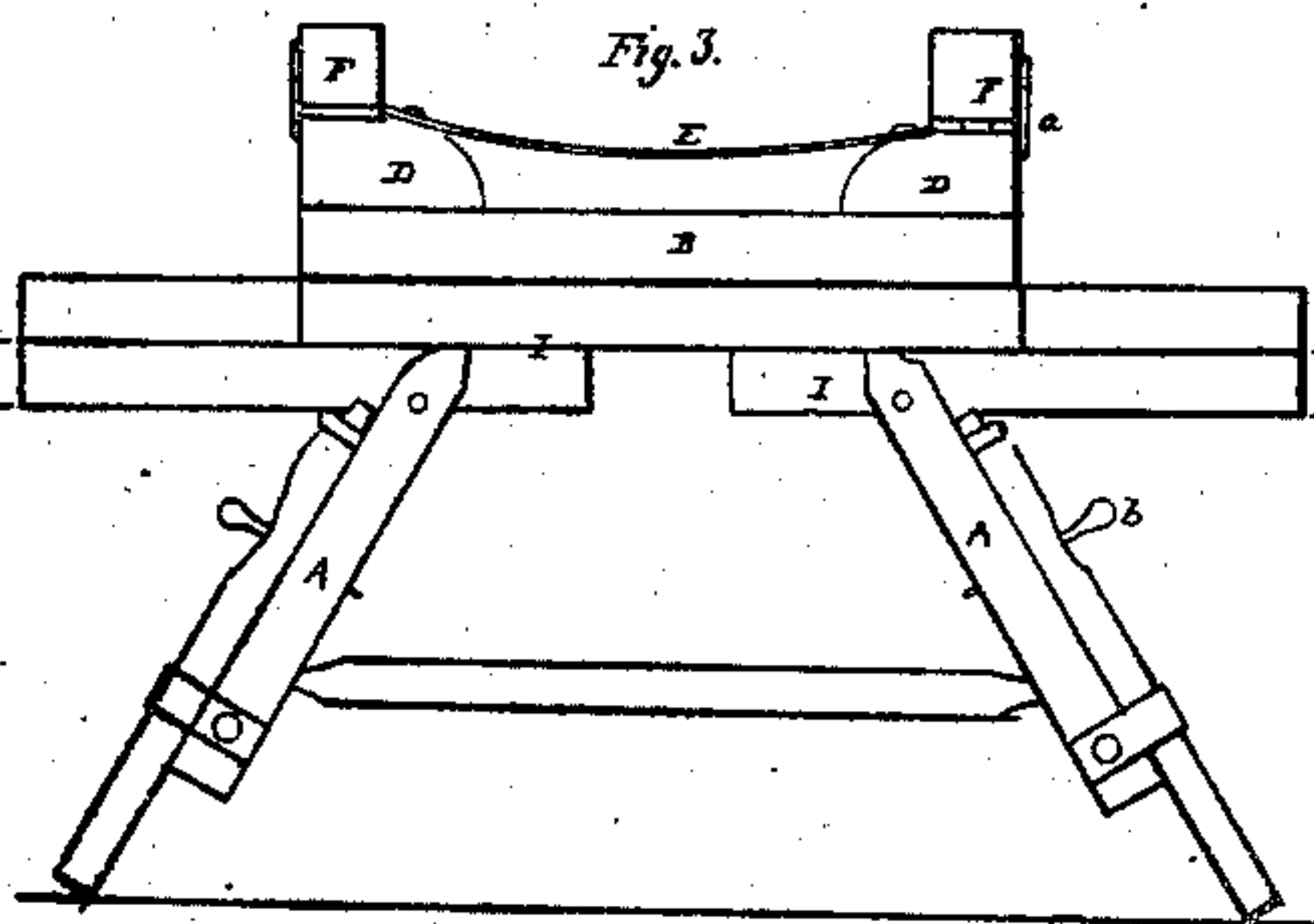
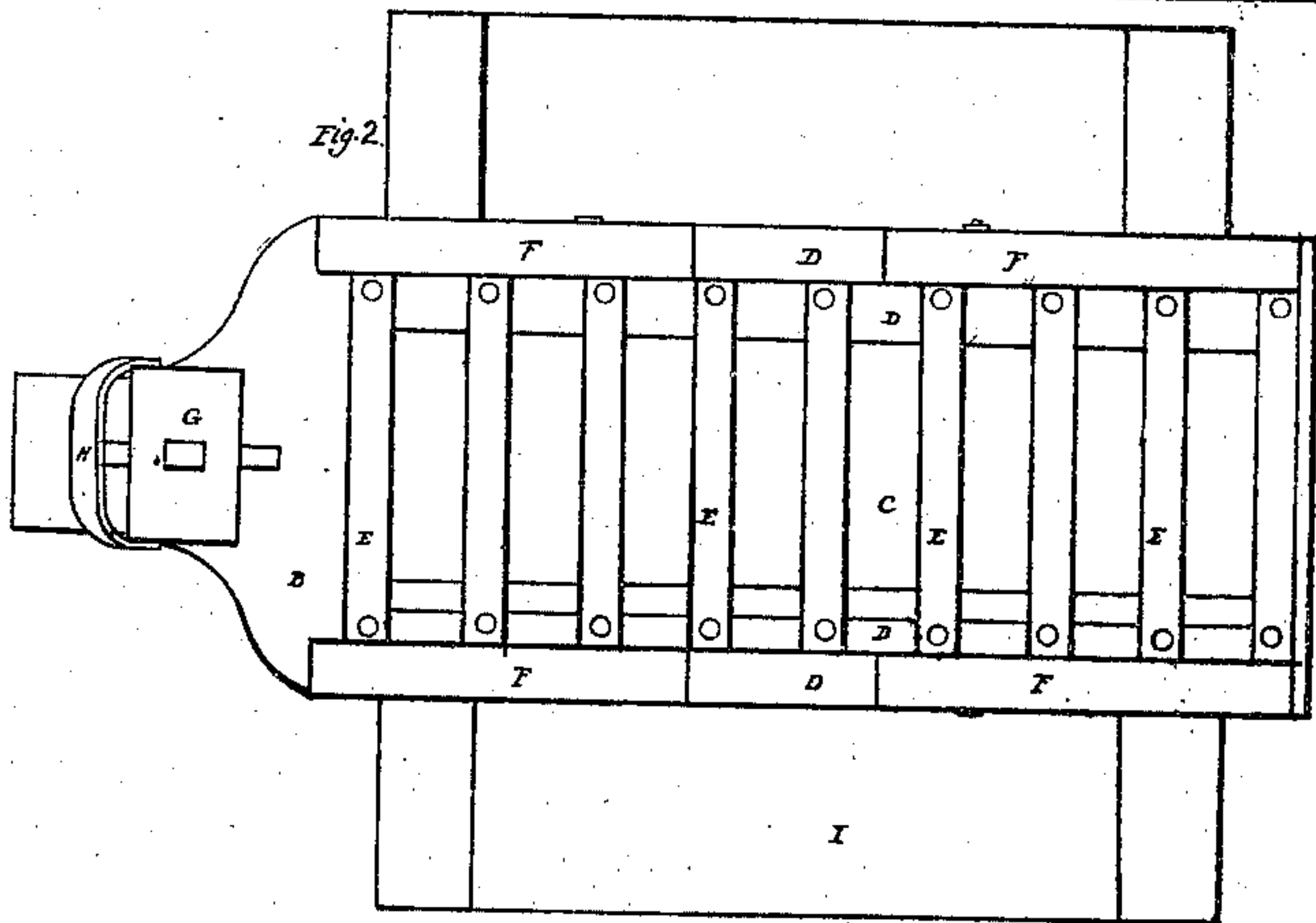
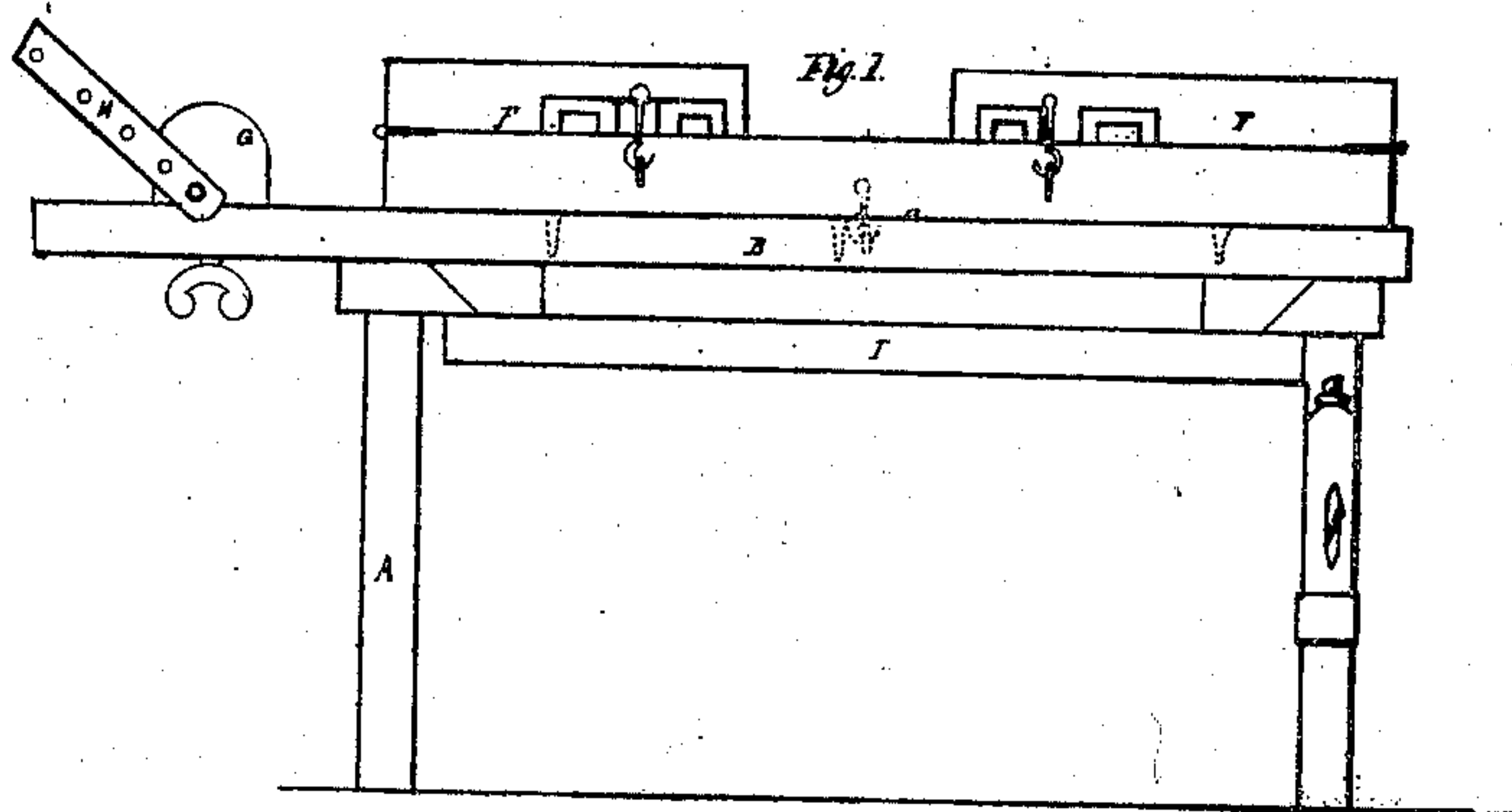


G. Fenton.

Sheep-Shearing & Tagging Table.

N<sup>o</sup> 74808

Patented Feb. 26, 1868.



Witnesses:

J. H. Burridge  
C. E. Wadley

Inventor:

Green Fenton

# United States Patent Office.

GREEN FENTON, OF STREETSBORO, OHIO.

*Letters Patent No. 74,808, dated February 25, 1868.*

## IMPROVEMENT IN SHEEP-SHEARING AND TAGGING-TABLE.

*The Schedule referred to in these Letters Patent and making part of the same.*

### TO ALL WHOM IT MAY CONCERN:

Be it known that I, GREEN FENTON, of Streetsboro, in the county of Portage, and State of Ohio, have invented certain new and useful Improvements in Sheep-Shearing and Tagging Table; and I do hereby declare that the following is a full and complete description of the construction of the same, reference being had to the accompanying drawings, making a part of this specification, in which—

Figure 1 is a side view of the table.

Figure 2 is a view of the top.

Figure 3 is an end view.

Figure 4 is a view of the top with sides.

Figure 5 is a detached section.

Like letters of reference refer to like parts in the several views.

This table consists of the legs, A', fig. 1, supporting the top, B, to which is secured, by dowel-pins, the seat or bottom, C, fig. 2, consisting of the sides D, connected to each other by the straps E. To the extreme ends of the sides D are hinged the yokes F, the purpose of which will hereafter be shown. G is an adjustable neck-block, and H a strap by which the sheep is secured. Below the top of the table is a sliding supplementary top, I, which may be pushed backward and forward under the table, from side to side, and thus increase the width of the table on one side, or on both sides, as shown in the drawing.

The practical use of the apparatus, in this condition, is as follows: The sheep is laid upon the straps F, on its side, which being loose, readily yield to the shape of the animal's body. The two side feet are secured in the yokes, which are turned back for their admission, and then secured to the sides by the hooks *a*. The neck of the creature is laid across the block G, and thereto secured by the strap H. The animal, in this condition, is unable to move but little, and at the same time is not placed in any unnatural or strained posture, so as to produce pain and uneasiness. The fleece being shorn from the upper side, the animal is then turned over upon its other side, and the two opposite feet secured in the stocks, as were those above mentioned, and the process of shearing continued until completed. The fleece, as it is being removed, is turned over on to the side-tables I, from which it is removed to the wool-tier, and thus the whole work of shearing and tying is performed by the operator above the floor, so that the work of shearing is more easily performed, as it is not necessary to stoop or bend greatly over the work.

For the purpose of tagging, dressing the feet, &c., the bottom or slat C is removed, and the sides J, fig. 5, are placed in position, as shown in fig. 4. A pillow, K, is also fixed to the rear end of the table, which, in this condition, presents a kind of box or trough, open at each end, and in which the sheep is laid upon its back, and its neck secured to the block G, as in the former instance. For greater convenience, the hind legs of the table are extended, thereby raising up the rear end to a more convenient height, by removing the pins *b*, and then drawing out the lower section of the legs to the required distance, and reinserting the pin in appropriate holes. A sheep placed in the box, and secured by the strap, as mentioned, is perfectly under the control of the operator, as it can neither escape from the box, nor struggle so as to prevent proper handling. The animal's feet being above the sides of the box, and lying upon its back, it is quite helpless, and at the same time is not confined in any strained, cramped position, painful or uncomfortable; hence the sheep can be thoroughly handled without injury.

What I claim as my improvement, and desire to secure by Letters Patent, is—

1. The bottom, C, consisting of the sides D, yokes F, and straps E, as arranged, in combination with the table B, and adjustable neck-block G, for the purpose set forth.
2. The sliding supplementary top I, sides J, pillow K, and extension-legs A, all constructed and arranged in the manner and for the purpose specified.

GREEN FENTON.

Witnesses:

W. H. BURRIDGE,

J. HOLMES.