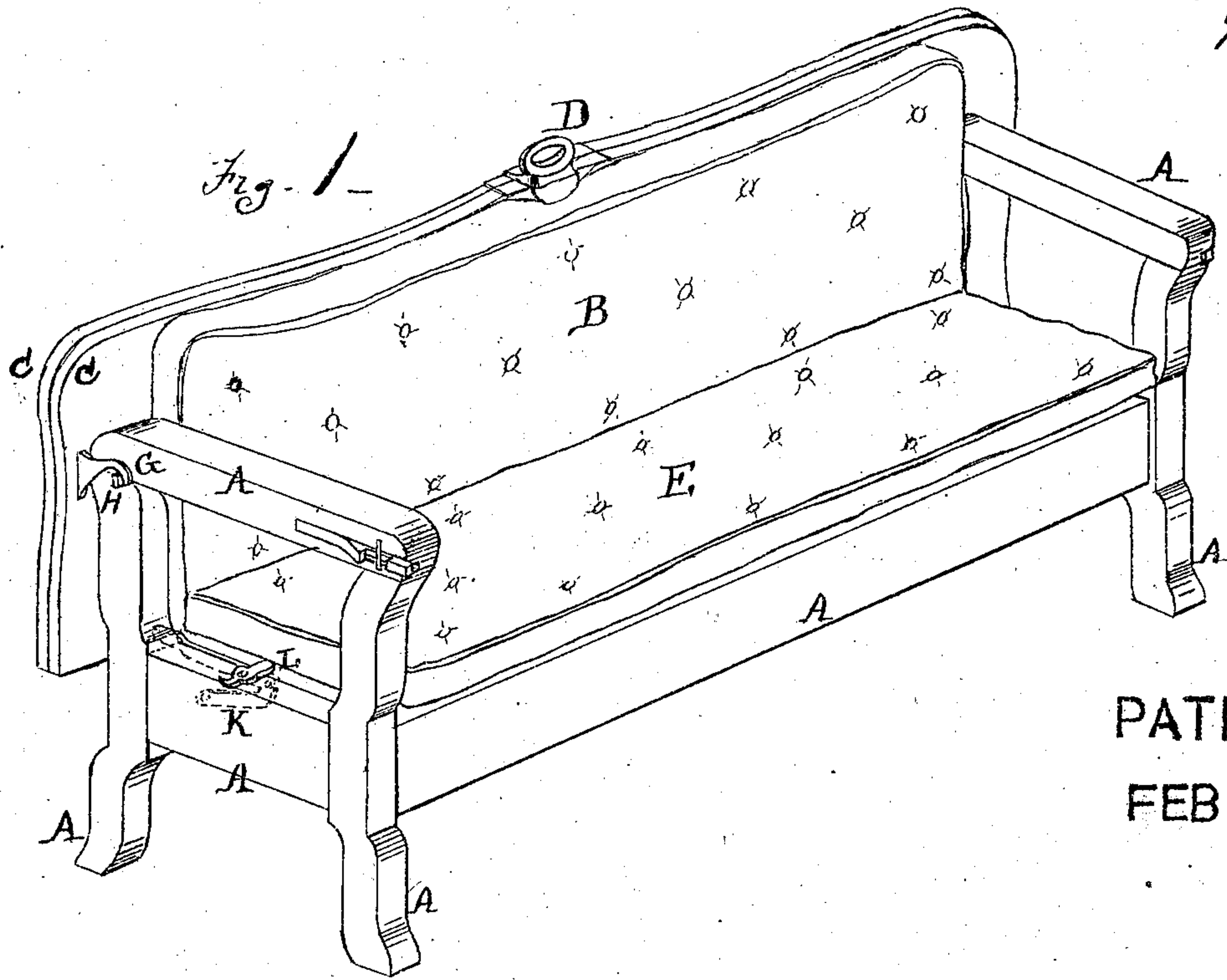
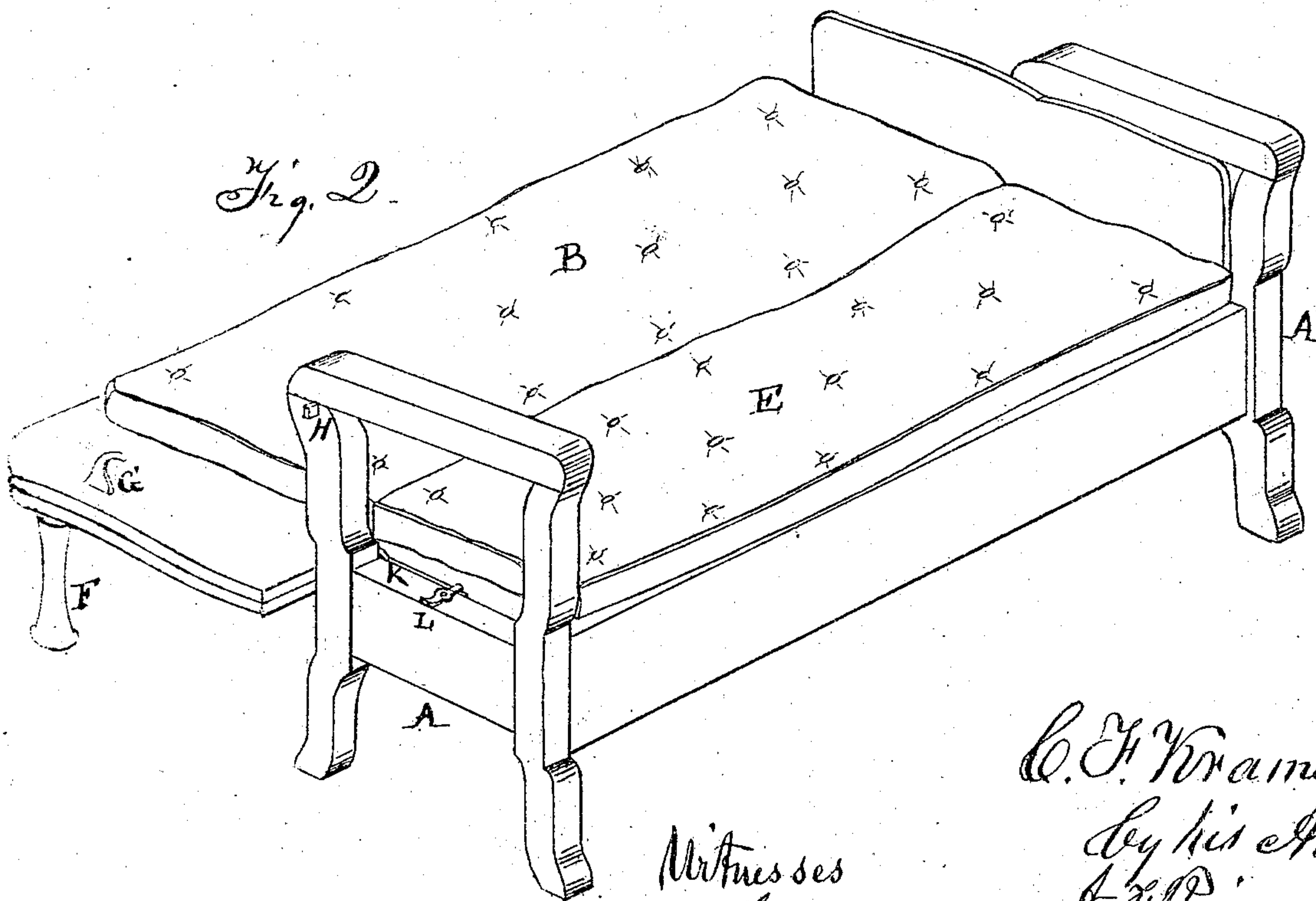


# Improved Settee Bed and Table combined

C. F. Kramer  
Inventor



PATENTED  
FEB 18 1868



Witnesses

J. W. Mayhew  
Jas. L. Puckett

C. F. Kramer  
by his Atty  
J. H. Peigarth

Sheet 2.

# Improved Settee, Bed and Table combined

C. F. Kramer  
Inventor

PATENTED  
Feb 18<sup>th</sup> 1868

Fig. 3.

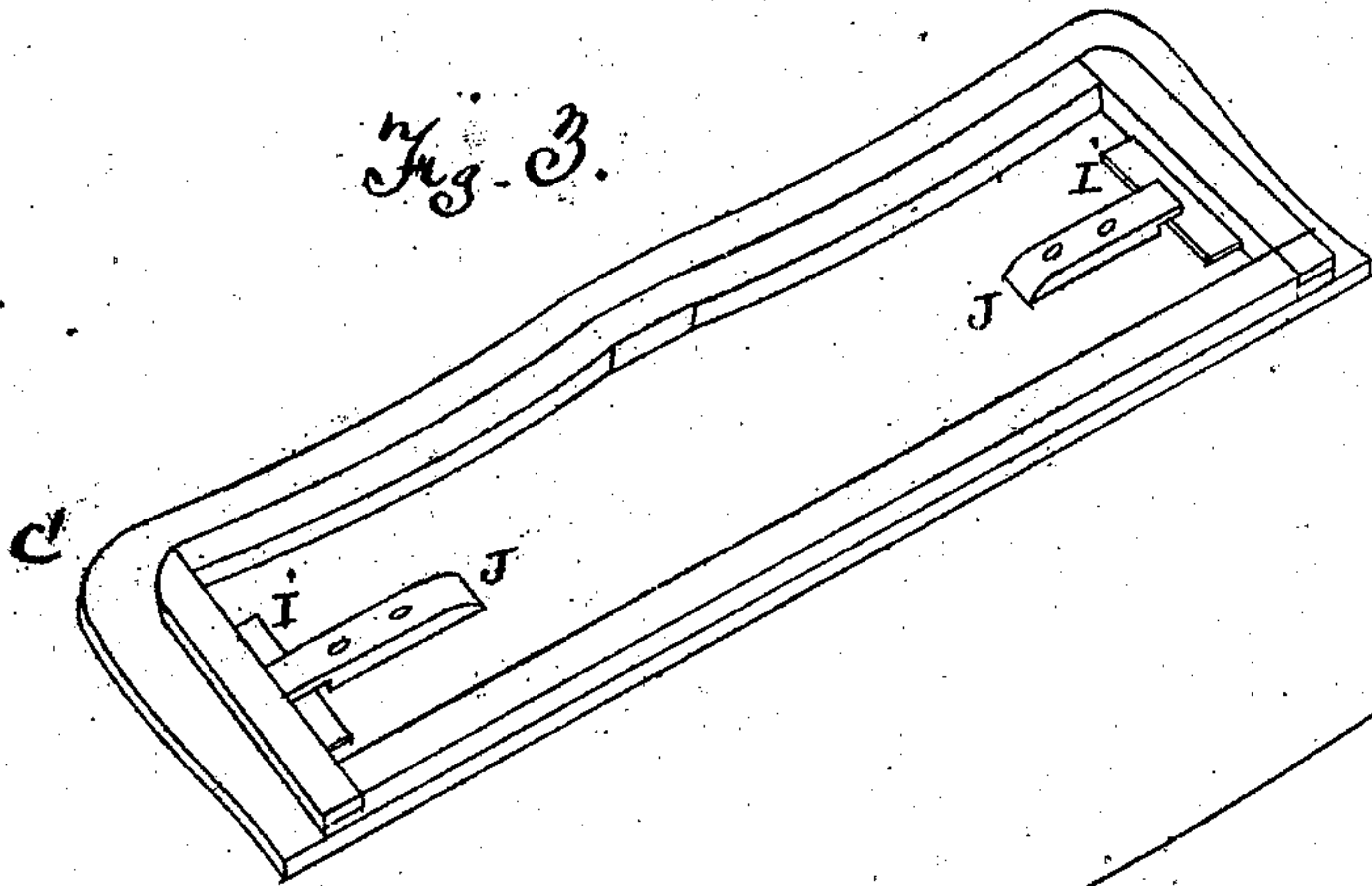


Fig. 4.

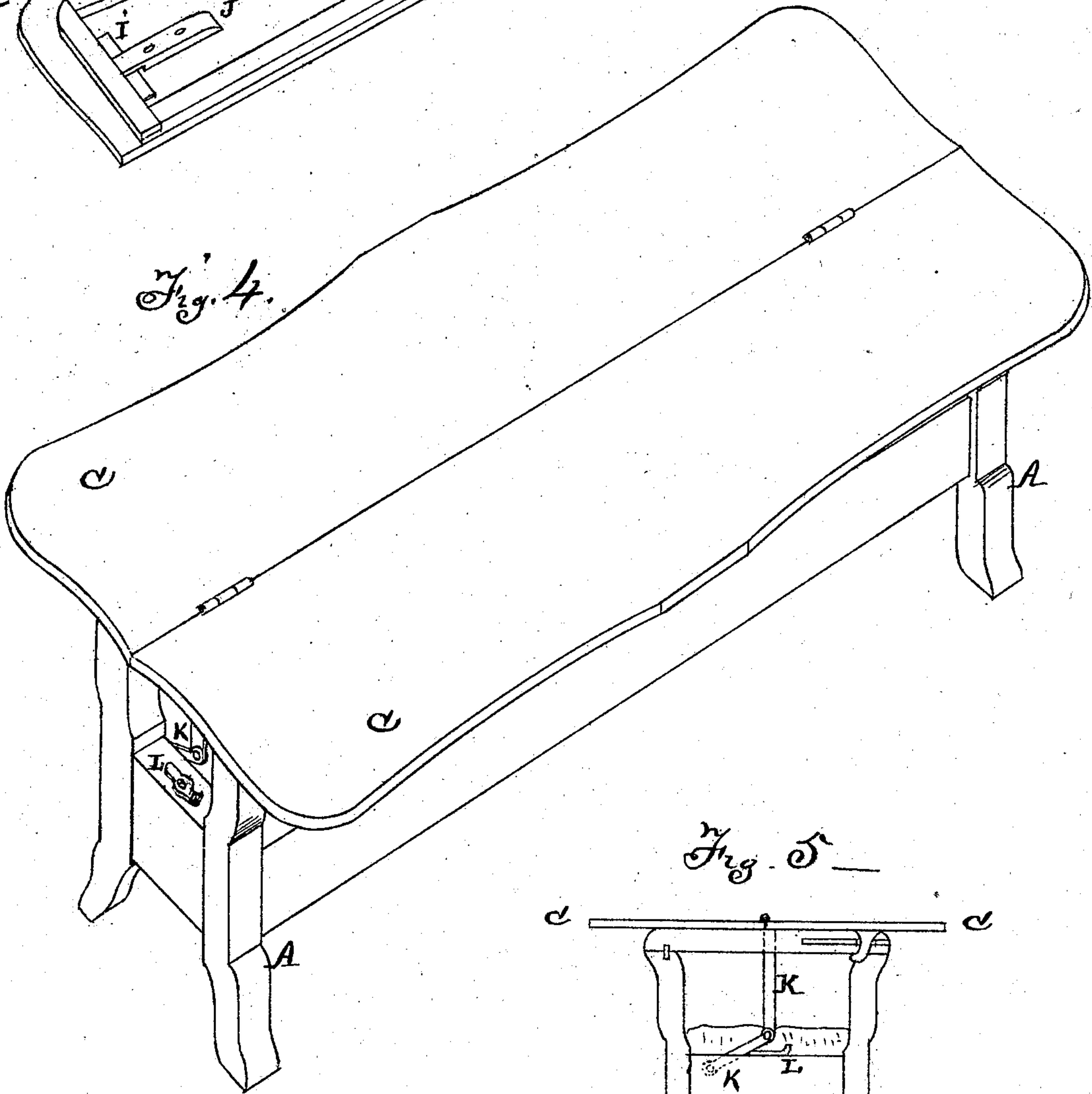
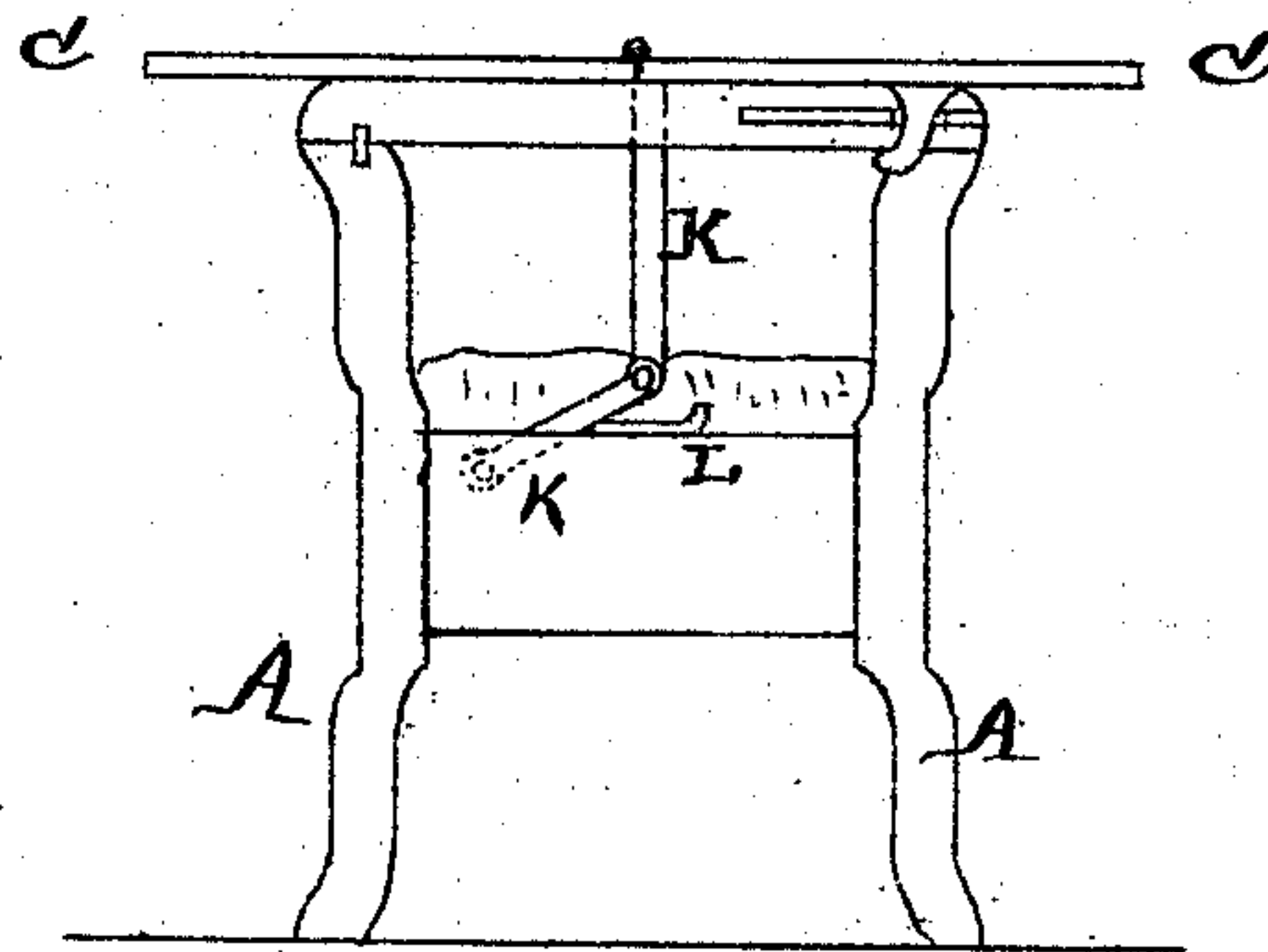


Fig. 5.



Witnesses

C. D. Mayhew  
Jas. A. Guch

C. F. Kramer

by his Atty

J. T. Peigart



# United States Patent Office.

CHARLES F. KRAMER, OF MONDOVIA, WISCONSIN.

*Letters Patent No. 74,551, dated February 18, 1868.*

## IMPROVED SETTEE, BED, AND TABLE.

*The Schedule referred to in these Letters Patent and making part of the same.*

### TO ALL WHOM IT MAY CONCERN:

Be it known that I, CHARLES F. KRAMER, of Mondovia, Buffalo county, State of Wisconsin, have invented a new and useful Improved Settee, Adjustable Bed, and Table combined; and I do hereby declare the following to be an exact description thereof, reference being had to the accompanying drawings, and to the letters of reference marked thereon, making a part of this specification, in which—

Figure 1 represents a perspective view of the settee.

Figure 2, a perspective view of the bed.

Figure 3 shows how the cushion of the back slides on the back, so as to keep the two cushions close together when used as a bed.

Figure 4 is a perspective view of the table.

Figure 5, an end view of the table.

The nature of my invention consists in the construction and arrangement of the settee, bed, and table, when adjusted, combined, and operated by the pivoted side levers and side catches.

A represents the frame, feet, and arms of the settee, (as at fig. 1,) with its back cushion B resting against the two hinged back-boards C C, held together at top by any kind of an ornamental clip at D. E, the cushioned seat, forming the one-half of the bed; and the cushions D and E forming a comfortable bed when the back, C, is down, (as at fig. 2.) A foot, F, is slipped under to allow the back, C, to rest on, one at each corner, as a support when changed into a bed. G is a hook or catch, that hooks on the projecting pin H, at each side of arm A, to hold up and support the back in its proper position as a settee, (seen at fig. 1.) The back of cushion B has two metallic cross-strips I, that (at fig. 3) slide in two guides J J, so that the cushion B may be moved and adjusted to the cushion-seat E when used as a bed, or the cushion B may be slipped off entirely when the back-boards C C are raised to form a table. Fig. 4 shows the back-boards C C hinged in the centre, and resting on the arms A A, forming a table. A jointed lever, K K, at each end of the boards C C, is connected by a hinge or pivot, at the hinged centre of the boards C C, and also to the sides of the seat A at each end, and held to the sides by turn-buckles L L, when the lever is in a horizontal position, to prevent the back of the settee from falling down or back, while the catch or hook G supports it, and when the back is raised the turn-buckle L is released from the purchase on the jointed lever K, and the lever is opened (as at fig. 5,) and the boards are held down to the arms A, and form the lid of the table.

What I claim as my invention, and desire to secure by Letters Patent, is—

The construction and arrangement of the settee, bed, and table, when combined and adjusted by the pivoted side levers K K, and side catches G and L, as herein described, and for the purposes set forth.

CHAS. F. KRAMER.

Witnesses:

J. FRANKLIN REIGART,  
EDM. F. BROWN.