

73344

Saw Set & Clamp.

Christian Kendig.

PATENTED

JAN 14 1868

Fig. 1.

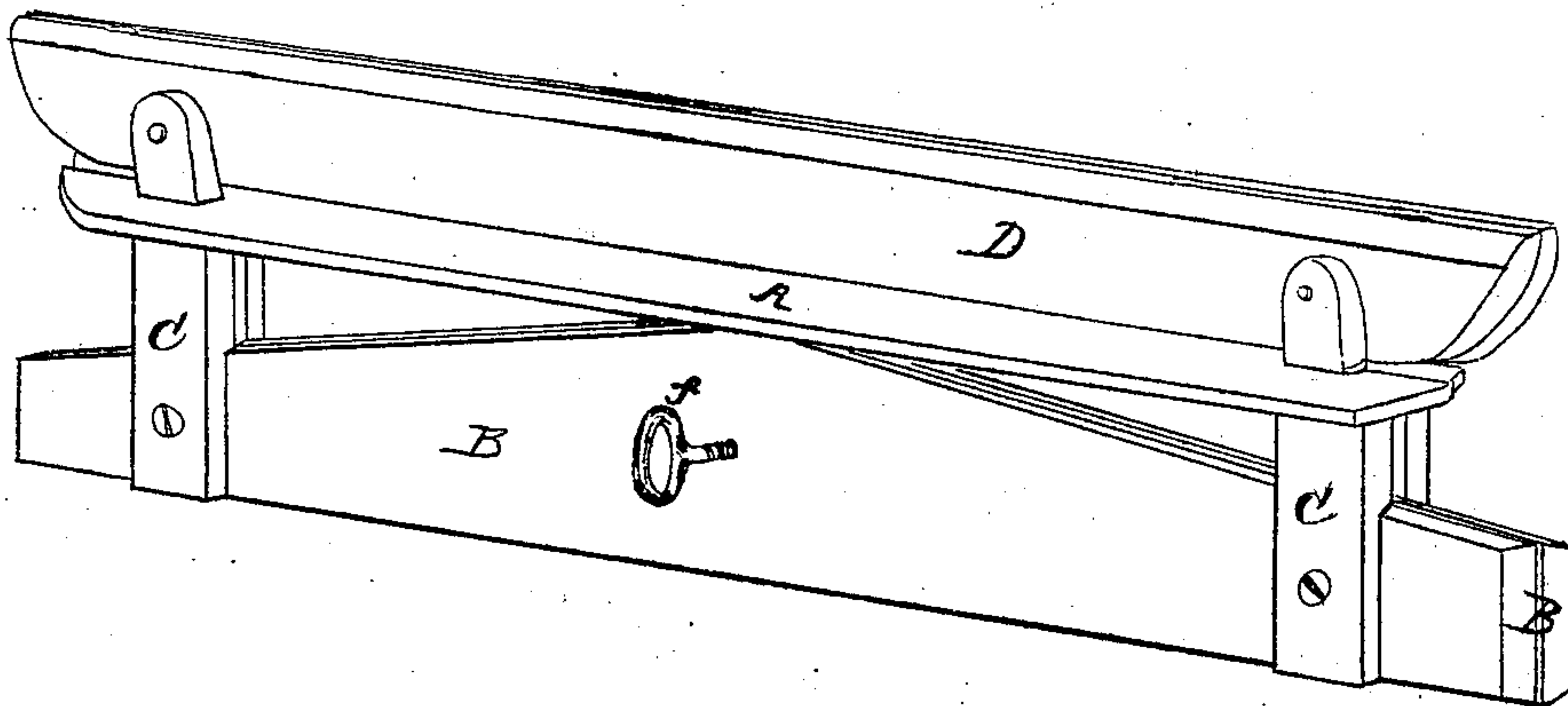


Fig. 3.

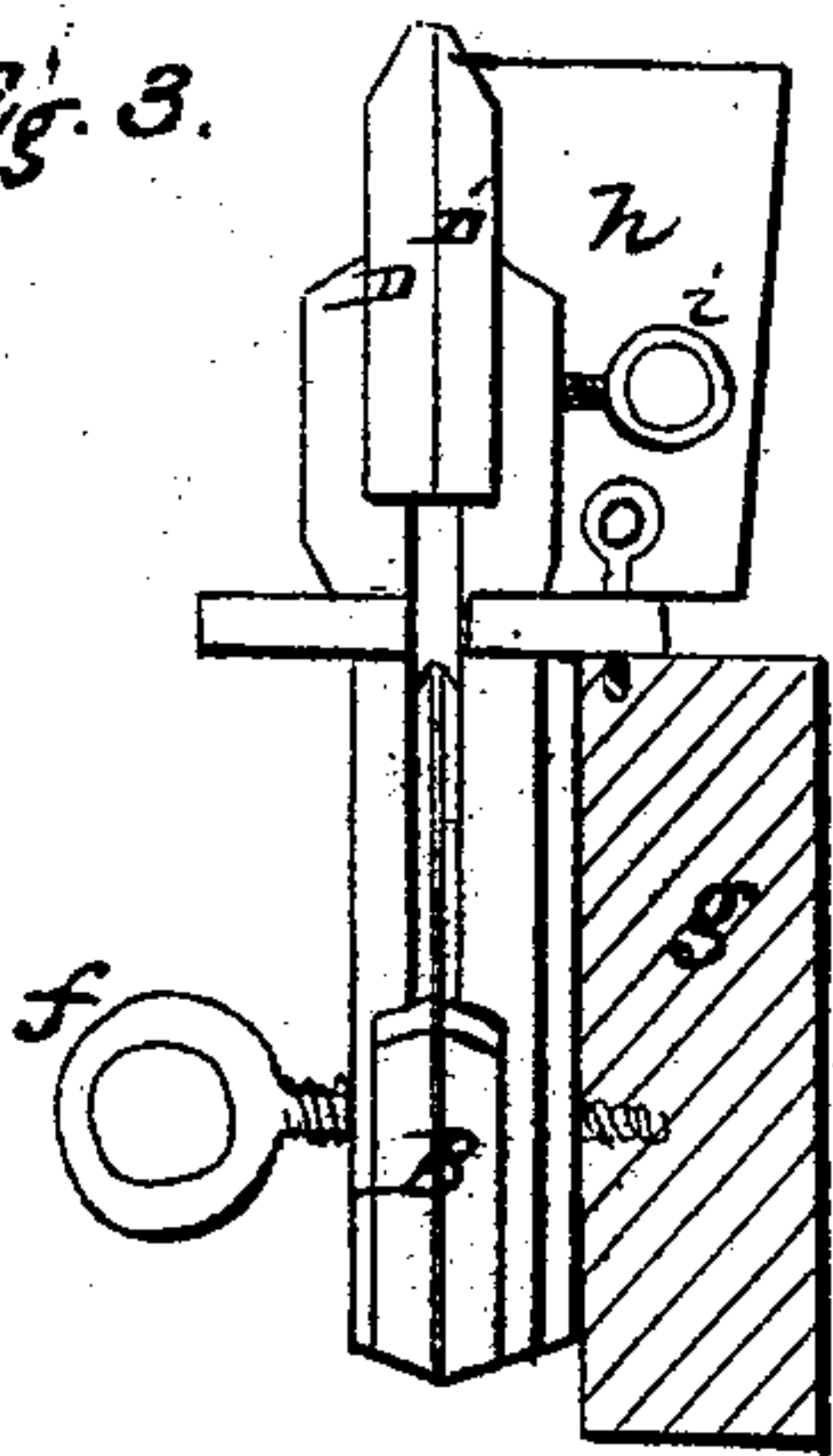
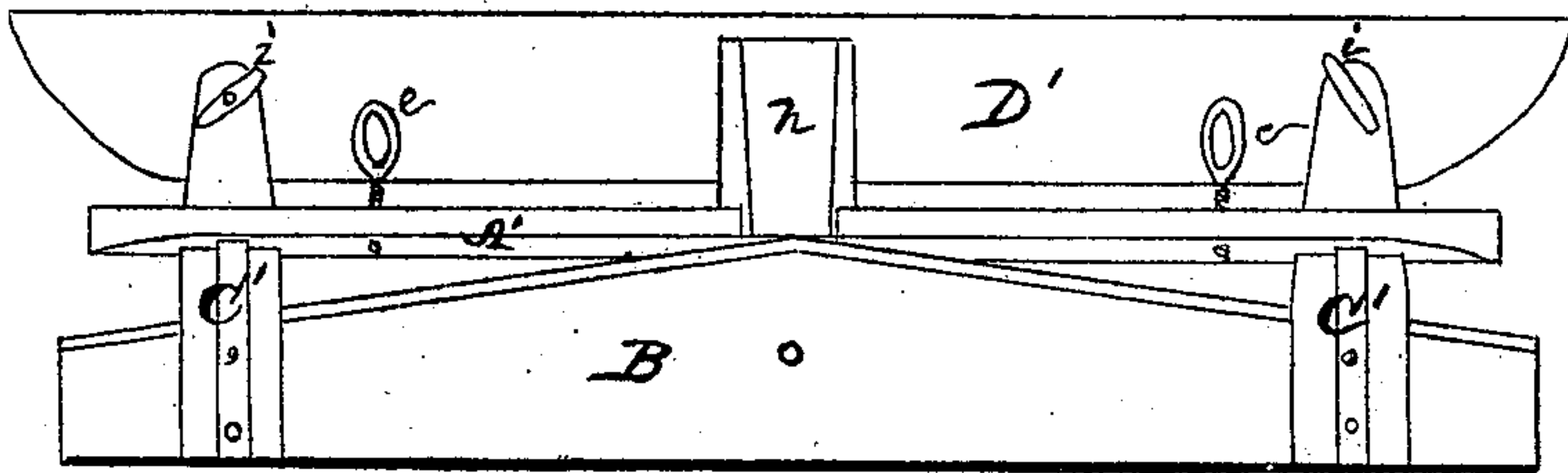


Fig. 2.



Witnesses
John Wilson
J. D. Robinson

Christian Kendig
By C. W. Wilson
Attorney

United States Patent Office.

CHRISTIAN KENDIG, OF SAFE HARBOR, PENNSYLVANIA.

Letters Patent No. 73,344, dated January 14, 1868; antedated January 2, 1863.

IMPROVEMENT IN CLAMPS FOR FILING SAWS.

The Schedule referred to in these Letters Patent and making part of the same.

TO WHOM IT MAY CONCERN:

Be it known that I, CHRISTIAN KENDIG, of Safe Harbor, Lancaster county, State of Pennsylvania, have invented new and useful Improvements in "Saw-Clamps;" and I do hereby declare the following to be a full and exact description of the same, reference being had to the drawings that accompany and form a part of these specifications, in which—

Figure 1 is a view in perspective of the machine.

Figure 2, view of the clamp to hold the saw while being filed.

Figure 3, end elevation of clamp.

Letters A A', two bed-pieces; letter B, face-block; letters C and C', pieces connecting A and A' with B, and supporting the clamps D and D'; letters D D', the clamp for holding the saw; letters *e e*, two small screws for fastening the machine to the bench or window-sill; letter *f*, screw passing horizontally through the face-block B, and assists in fastening the machine, as indicated in fig. 3; letter *g*, a portion of that to which the machine is fastened; letters *i i*, two small screws to close or open the clamps C C'; letters *c c*, projecting strips on the pieces C C'.

The object of my invention is to provide clamps for holding a saw while the teeth are being filed, that requires no vise to hold it, one that can be easily attached to the side of a bench or window-sill, thus affording opportunity for the vise to be used in the mean time for other purposes, the ordinary method now being to use the vise for holding the clamps while in use.

Fig. 2 shows the back side, in order to exhibit the various screws that are used to fasten the machine to the bench and those that are to regulate the clamp D. The projecting strips *c c* are to remove the clamp far enough from the bench, or that to which it is attached, to allow saws to be filed without removing them from their frames.

What I claim, and desire to secure by Letters Patent, is—

The bed-pieces A and A', when provided with the screws *e e*, the face-block B, provided with the screw *f*, the jaws C C', and the clamps D D', arranged substantially as described and set forth.

CHRISTIAN KENDIG.

Witnesses:

A. M. BACON,

D. C. COLBY.