

V. W. Blanchard.

Baggage Check.

No 72,965.

Patented Jan 7 1868.

Fig 1

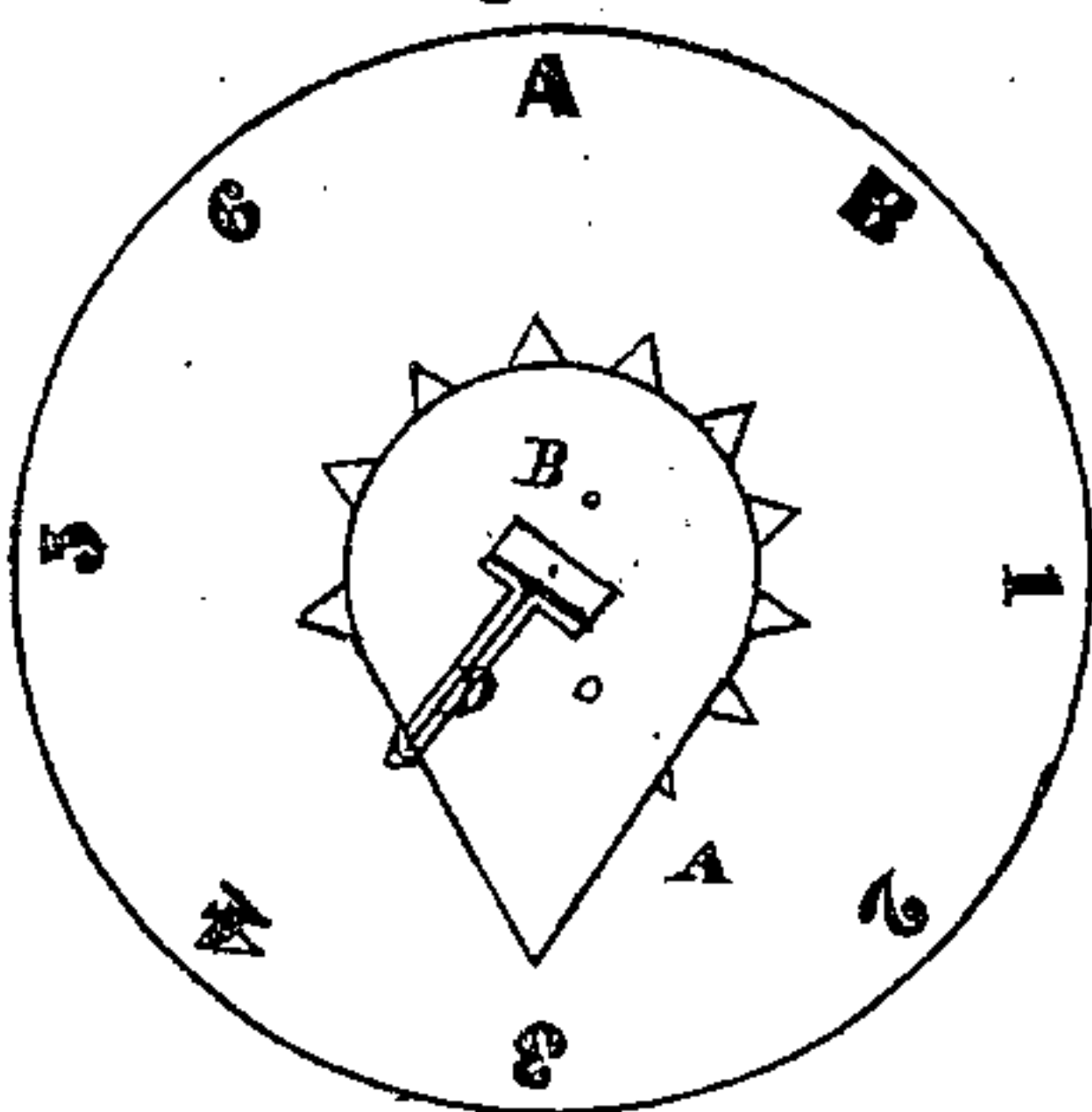


Fig 2

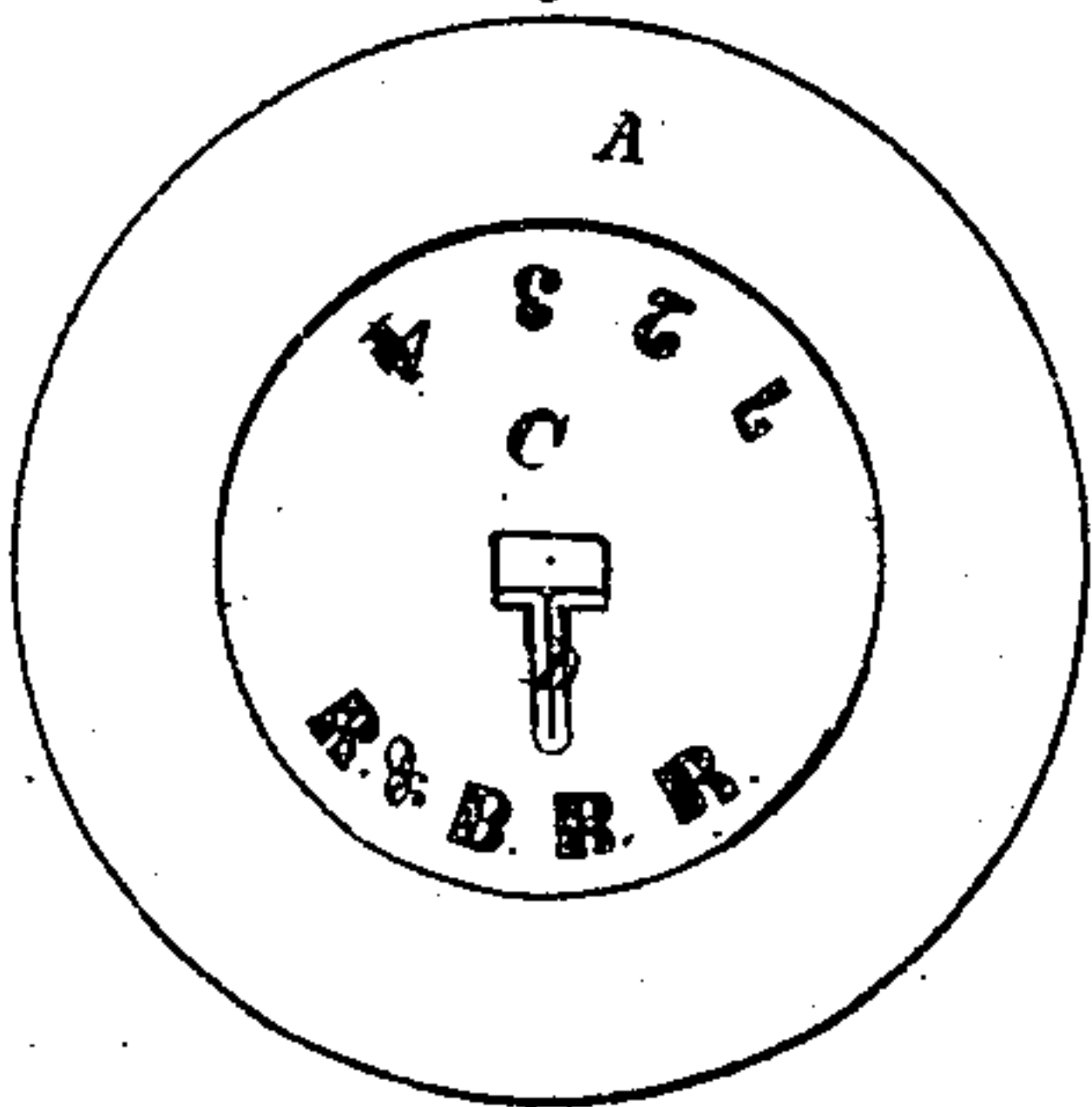


Fig 3

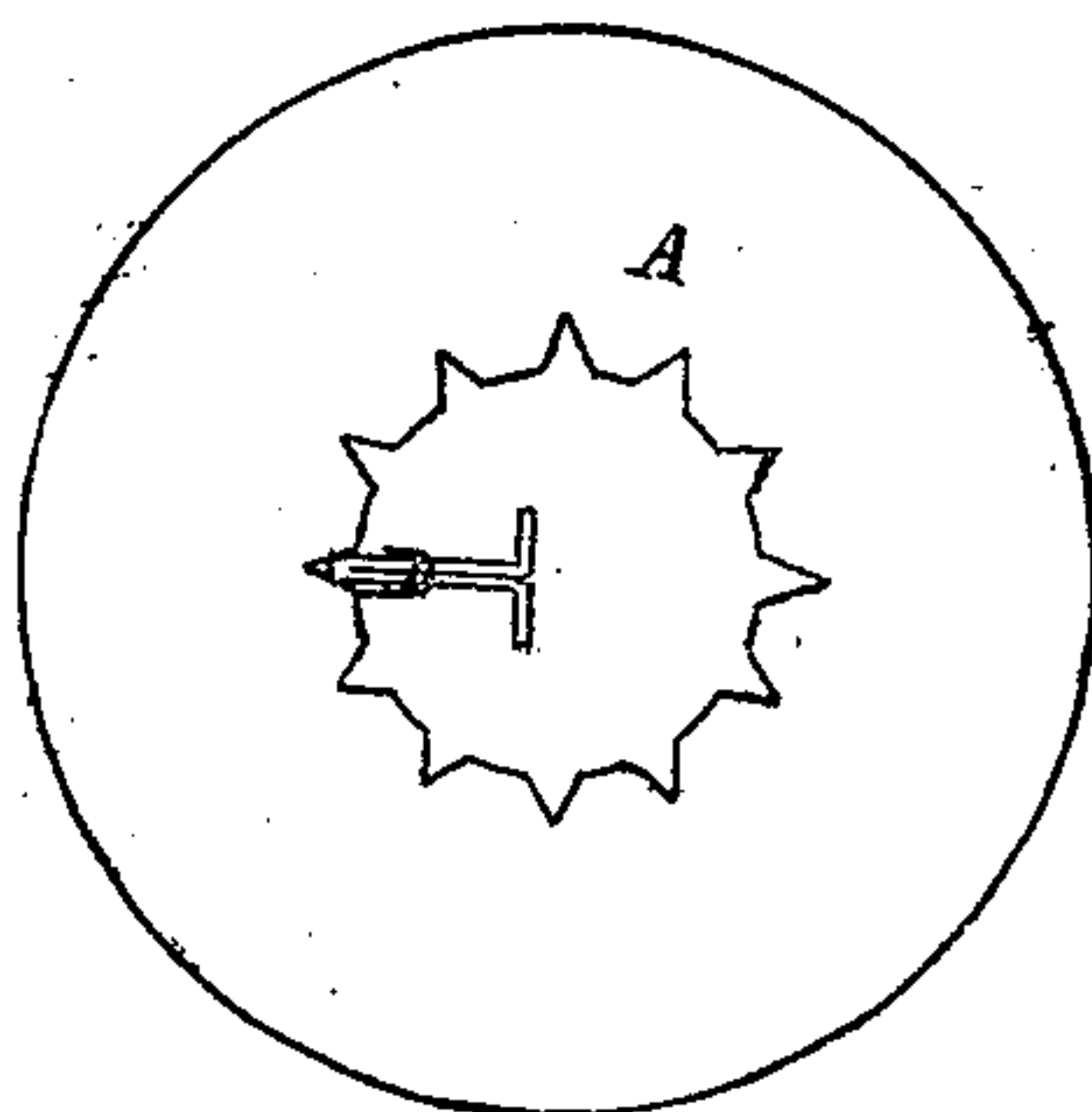
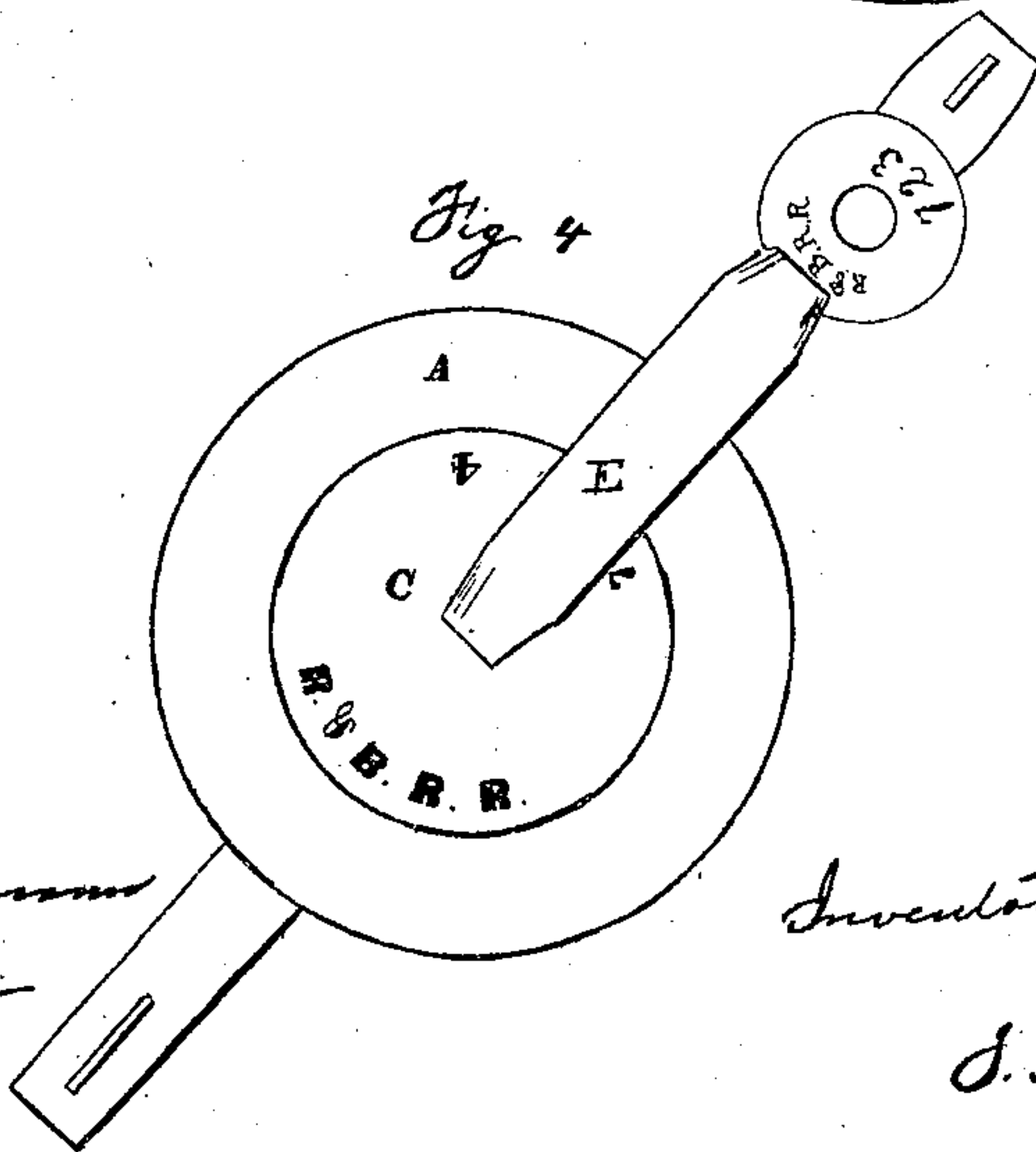


Fig 4



*Witnesses { J. Schumann
Robbison*

*Inventor { Virgil W. Blanchard
Per
J. H. Alexander & Co.
att.*

United States Patent Office.

VIRGIL W. BLANCHARD, OF BRIDPORT, VERMONT.

Letters Patent No. 72,965, dated January 7, 1868; antedated January 2, 1868.

BAGGAGE-CHECK.

The Schedule referred to in these Letters Patent and making part of the same.

TO ALL WHOM IT MAY CONCERN:

Be it known that I, VIRGIL W. BLANCHARD, of Bridport, State of Vermont, have invented certain new and useful Improvements in Baggage-Checks; and I declare the following to be a full, true, and exact description of the same, reference being had to the accompanying drawings, and to letters of reference marked thereon.

Figure 1 represents a plan view of the face of my check, showing the pointer.

Figure 2 represents a like view of the opposite side.

Figure 3 represents a view of the middle disk or plate, showing the opening in its centre.

Figure 4 represents a view of my check with a strap passing through its centre.

This check is composed of three separate and distinct plates, A B C, each of which is dependent upon the others. Letter A, fig. 3, represents a circular disk or plate, which revolves between the other two, B and C. Upon the surface of this plate, near its periphery, there is stamped a number of names, figures, or symbols, to indicate the different stations along the route. In the centre of this plate there is a circular opening, having a number of recesses or notches cut in its periphery, in such manner that each notch shall correspond with one of the names, symbols, or figures stamped upon the surface of the plate.

Letter B represents the pointer or marker, which is used to indicate the station or stopping-place at which the baggage is to be left, by having its point turned towards the proper name or figure upon the surface of the plate A. This plate has an elongated opening in its face, to allow the strap E to pass through.

Letter C represents a circular plate, as shown in figs. 2 and 4, and is placed upon the opposite side of the disk A from the plate B. Upon the surface of this plate, near its periphery, is stamped the name of the railroad to which this check belongs, and a number, which should correspond with that upon the small brass check which is given to the passenger. This plate has also an opening in its face, to allow the strap to pass through.

Letter D represents a bolt or dog, which plays in the opening in the disk A, between the plate C and the pointer B, and is used to catch in the recesses in the opening, to prevent the plate from turning. After the pointer has been once set, the bolt catches in one of the notches, and, to prevent the bolt from slipping back, the strap E is passed through the openings in the plates, thus preventing the pointer from becoming deranged and pointing to the wrong place.

Letter E represents a common strap, by which the check is fastened to the baggage. When it is necessary to change the pointer from one place to another, this strap should be drawn entirely out of the hole, when the bolt will fall back, by its own weight, into the opening, and thus entirely free the plate from its control, when the desired change can be made.

Having thus described my invention, what I claim, and desire to secure by Letters Patent, is—

1. I claim the circular plate A, with the names of the stations of any particular railroad stamped upon its surface, near its periphery, with notches or recesses, cut in the periphery of a circular opening in the central portion of said plate, said notches or recesses corresponding with the names, figures, letters, or other symbols stamped upon the surface of the plate, near its periphery, in combination with the bolt or dog D, for the purpose of fixing the pointer B at any particular name, station, or symbol, on the outside of the plate.

2. I claim a plate, bearing the number of the check, attached to the plate bearing the pointer, the circular plate having the names of the stations of any particular road stamped upon its surface, near its periphery, revolving between them, when not locked by the bolt or dog, for the purpose specified.

3. I claim a bolt or dog, playing freely in a recess between the plate bearing the pointer and the one bearing the number of the check, in combination with the notches or recesses cut in the periphery of the circular opening in the central part of the circular plate, for the purpose of fixing the pointer at any particular name, number, or symbol.

4. I claim a bolt or dog in combination with a slit or opening cut in the plate bearing the pointer, and the one bearing the number of the check, so arranged, with a strap connecting the check to the baggage or freight, that when the strap is withdrawn from the said slit or opening, the weight of bolt or dog will cause it to fall into said opening or slit, relieving the circular plate, so that the pointer may be turned to any particular name, station, or symbol, when the pointer may be locked in its place, by passing the strap through the opening or slit, and attaching it to a piece of baggage or freight in the usual way.

In testimony whereof, I affix my signature in presence of two witnesses.

VIRGIL W. BLANCHARD.

Witnesses:

N. S. BENNETT,

WM. T. KING.