

G.L. Jaeger's

Imp^d Adjustable Cutting Tool.

72400 *Fig: 1.*

PATENTED
DEC 17 1867

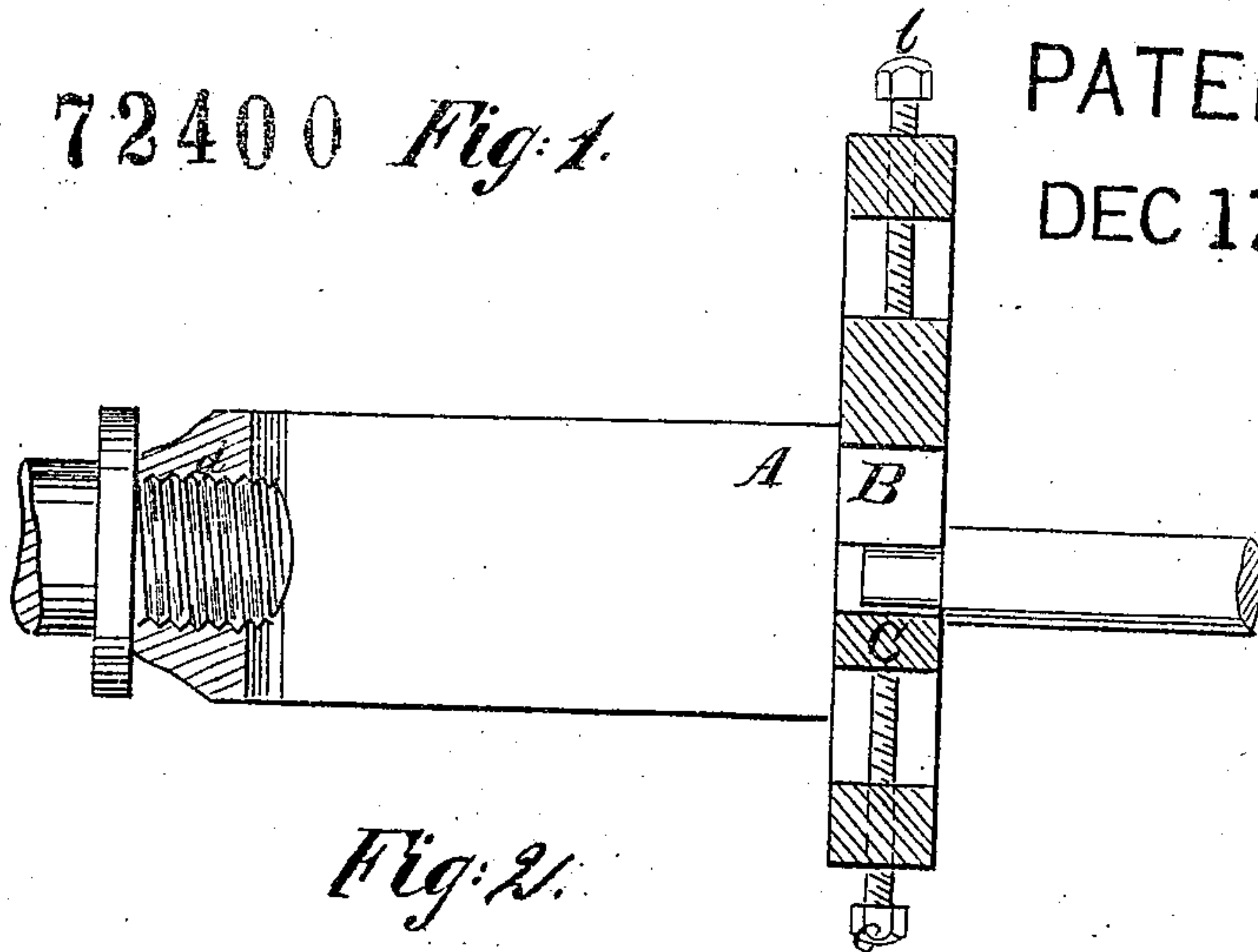


Fig: 2.

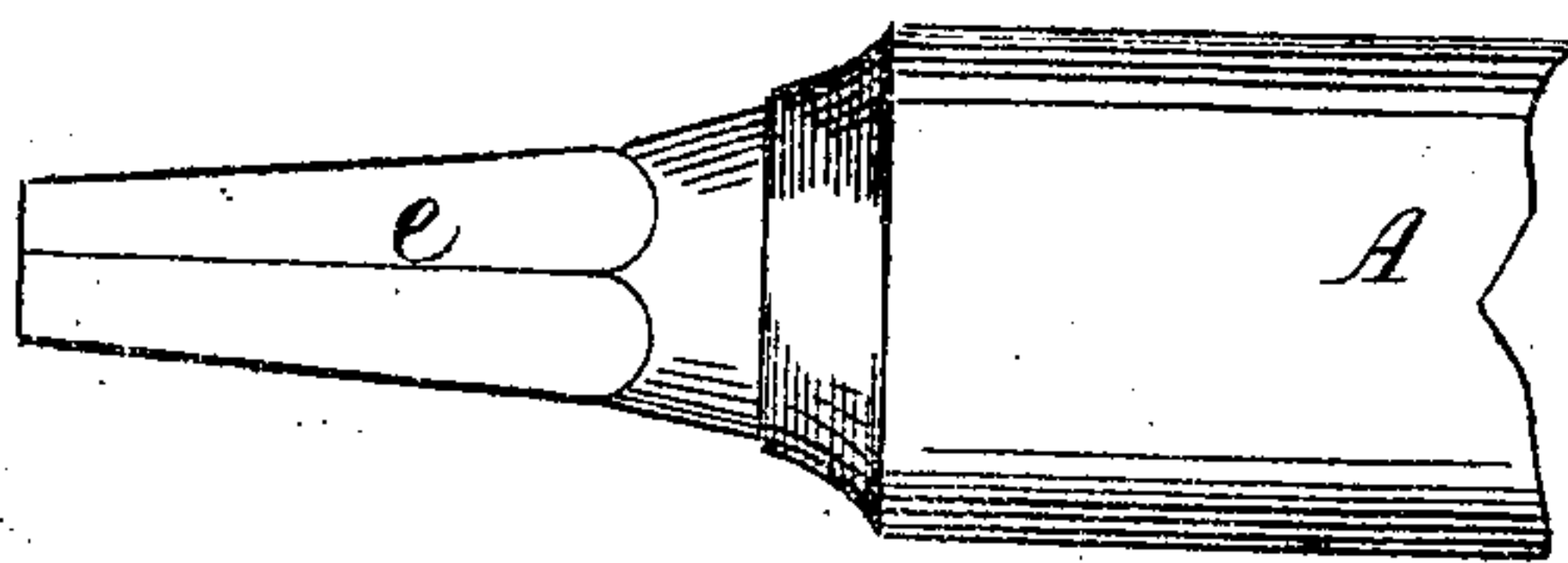
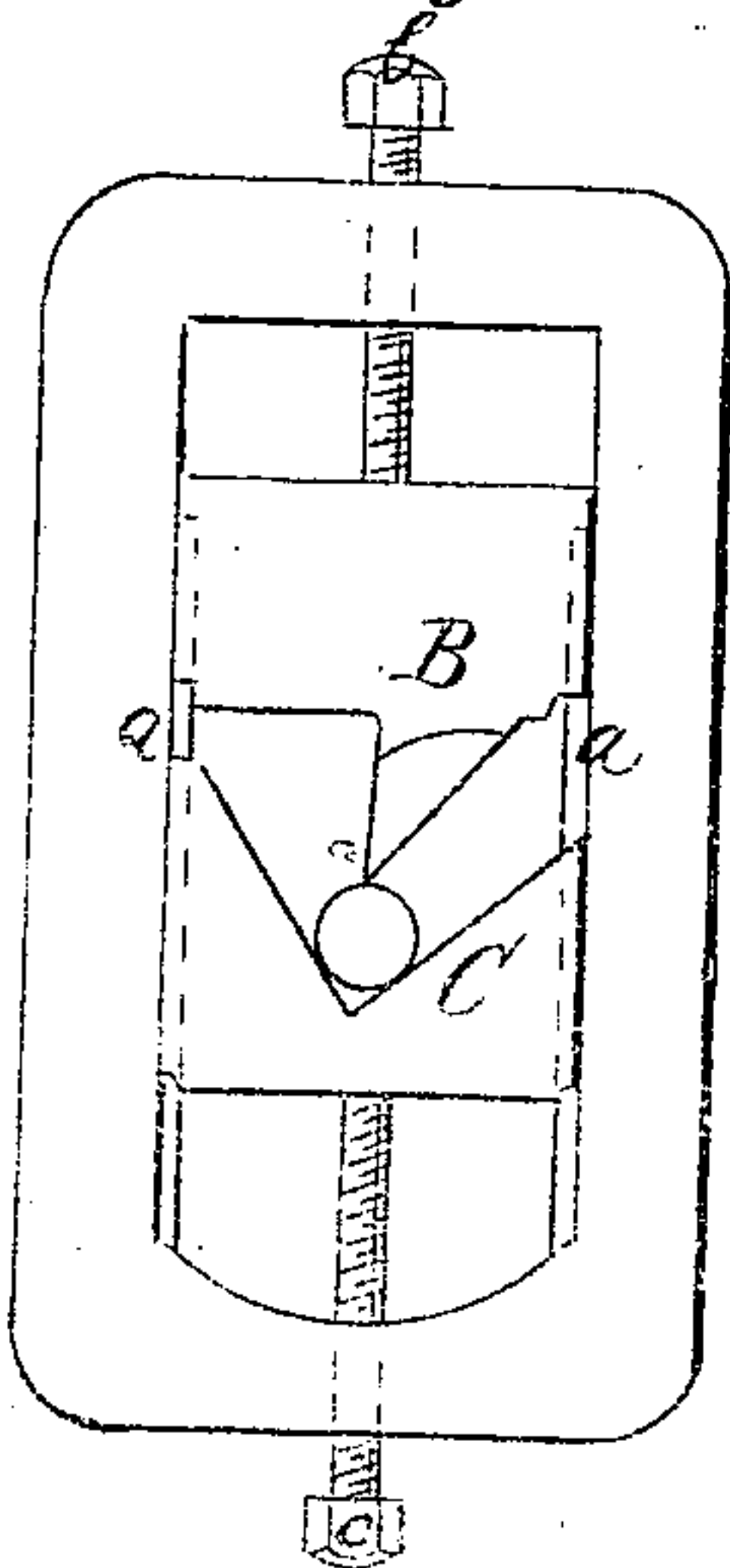


Fig: 3.



Witnesses:

*Gustav Berg
Geo. B. Southard*

Inventor:

*G. L. Jaeger
per
Van Santvoord & Co.
Attys*

United States Patent Office.

GUSTAV L. JAEGER, OF NEW YORK, N. Y.

Letters Patent No. 72,400, dated December 17, 1867.

IMPROVED CUTTING-TOOL.

The Schedule referred to in these Letters Patent and making part of the same.

TO ALL WHOM IT MAY CONCERN:

Be it known that I, GUSTAV L. JAEGER, of 178 Fulton street, New York, in the county of New York, and in the State of New York, have invented a new and improved Adjustable Cutting-Tool; and I do hereby declare that the following is a full, clear, and exact description thereof, which will enable those skilled in the art to make and use the same, reference being had to the accompanying drawing, forming part of this specification, in which drawing—

Figure 1 represents a longitudinal central section of this invention.

Figure 2 is a partial side elevation of the same.

Figure 3 is a front view of the same.

Similar letters indicate corresponding parts.

This invention relates to a tool with an adjustable tooth and bearing, secured in a stock, which is so arranged that it can be secured to the end of the spindle of a turning-lathe, or in an ordinary breast-brace. By adjusting the tooth and bearing in the stock, pieces of metal wire or other pieces of metal can be turned down at their ends to any desired size, with the greatest ease and accuracy.

A represents a tool-stock, which is provided with guides, *a*, to receive the tooth B and the bearing C. The tooth B is adjustable by the set-screw *b*, and the bearing C may also be made adjustable by a set-screw, *c*, or in some cases, where the tool is to be used for work of uniform character, said bearing may be rigidly connected to the stock. The stock A is provided with a socket, *d*, by means of which it can be secured to the spindle of a turning-lathe, as shown in fig. 1 of the drawing, or which serves to receive a square shank, *e*, as shown in fig. 2, said square shank being made of such a shape that it can be conveniently introduced into an ordinary breast-brace. After said stock has been secured to the lathe-spindle, or in the breast-brace, the tooth B is adjusted according to the thickness to which the wires or other pieces are to be turned down, and by pressing said wires or other pieces against the tooth, or by pressing the tooth against the work, the desired effect is produced. The ends of wires or other pieces of metal can thus be turned down with the greatest ease and uniformity, and the tooth can be easily taken out and sharpened whenever it may become dull. If desired, the tooth may be made of such a shape that it will produce a round instead of a square shoulder.

What I claim as new, and desire to secure by Letters Patent, is—

The combination of the slotted and shanked stock A, guide-frame with cutter, B, bearing C, and screws *b* *c*, all arranged substantially as set forth.

GUSTAV L. JAEGER.

Witnesses:

W. HAUFF,
GUSTAV BERG.