

PATENTED

DEC 17 1867

George Widdicomb's Spring Bed Bottom

72350

Fig. 1.




Fig. 2.

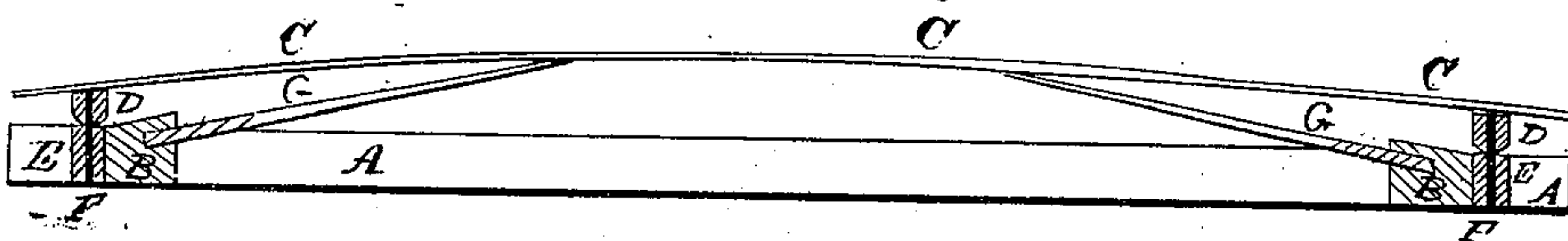
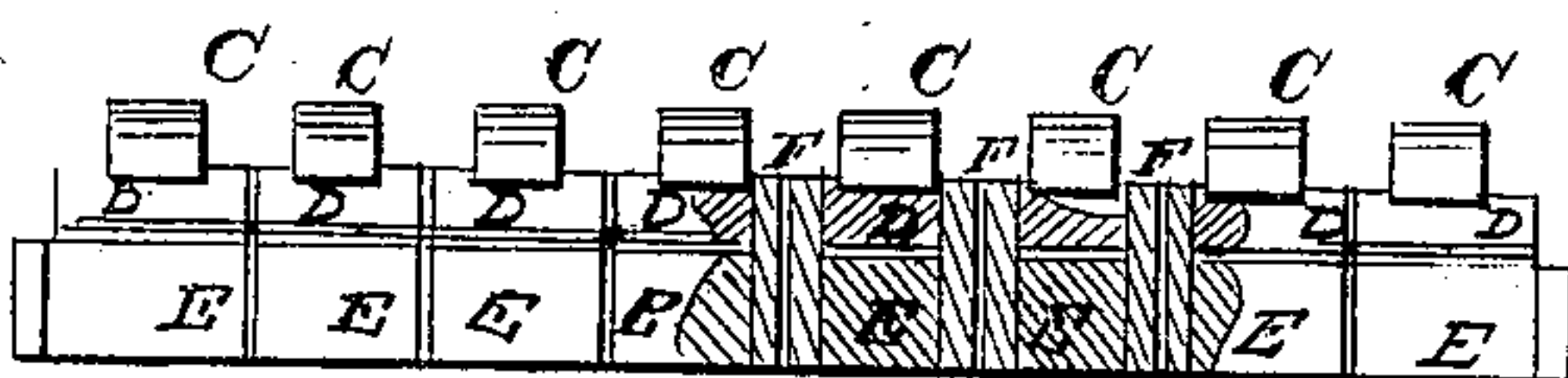


Fig. 3.

Witnesses
Theo Insche
W. Brown



Inventor
Geo Widdicomb
Per [Signature]
Attorney

United States Patent Office.

GEORGE WIDDICOMB, OF GRAND RAPIDS, MICHIGAN.

Letters Patent No. 72,350, dated December 17, 1867.

IMPROVED SPRING-BED BOTTOM.

The Schedule referred to in these Letters Patent and making part of the same.

TO ALL WHOM IT MAY CONCERN:

Be it known that I, GEORGE WIDDICOMB, of Grand Rapids, Kent county, and State of Michigan, have invented a new and improved Spring-Bed Bottom; and I do hereby declare that the following is a full, clear, and exact description thereof, which will enable others skilled in the art to make and use the same, reference being had to the accompanying drawings, forming a part of this specification, in which—

Figure 1 is a top view of my improved spring-bed bottom.

Figure 2 is a vertical longitudinal section of the same, taken through the line *x x*, fig. 1.

Figure 3 is an end view of the same, part being broken away to show the construction.

Similar letters of reference indicate corresponding parts.

My invention has for its object to furnish an improved bed-bottom, simple in construction, very elastic, and wholly without noise when in use; and it consists in the combination of the long slats or springs, the short springs, and hinged blocks with each other and with the frame of the bed-bottom; the whole being constructed and arranged as hereinafter more fully described.

A are the side bars and B are the end bars of the frame of the bed-bottom, which are framed or otherwise securely attached to each other. C are the longitudinal slats or springs, the ends of which are securely and removably attached to the blocks D. The lower edges of the blocks D are rounded off, as shown in fig. 2, so that they may rock freely upon the blocks or bars E, to which they are hinged by the leather, rubber, or other elastic hinges F, as shown in figs. 1, 2, and 3. The blocks or bars E are securely attached to the outer sides of the end bars B of the frame of the bed-bottom. G are the short springs, the ends of which are let into or otherwise secured to the end bars B in an inclined position, so that their free ends may rest against the lower sides of the long springs C, so as to partially support said springs. This construction allows the springs C to be made lighter than they could otherwise be made, and thus greater elasticity is secured without weakening the bed-bottom. The long slats or springs C and the short springs G should be made of hickory, rock-elm, or some other hard and elastic wood.

I claim as new, and desire to secure by Letters Patent—

The combination of the slats or long springs C, short springs G, and blocks D, hinged to the blocks or bars E by elastic hinges F, with each other and with the frame A B, substantially as herein shown and described, and for the purpose set forth.

The above specification of my invention signed by me, this second day of October, 1867.

GEO. WIDDICOMB,

Witnesses:

G. C. PEIRCE,

C. B. HINSDALL.