

# S. Denison.

## Mail-Bag Fastener.

N<sup>o</sup> 71997

Patented Dec. 10, 1867.

Fig. 2

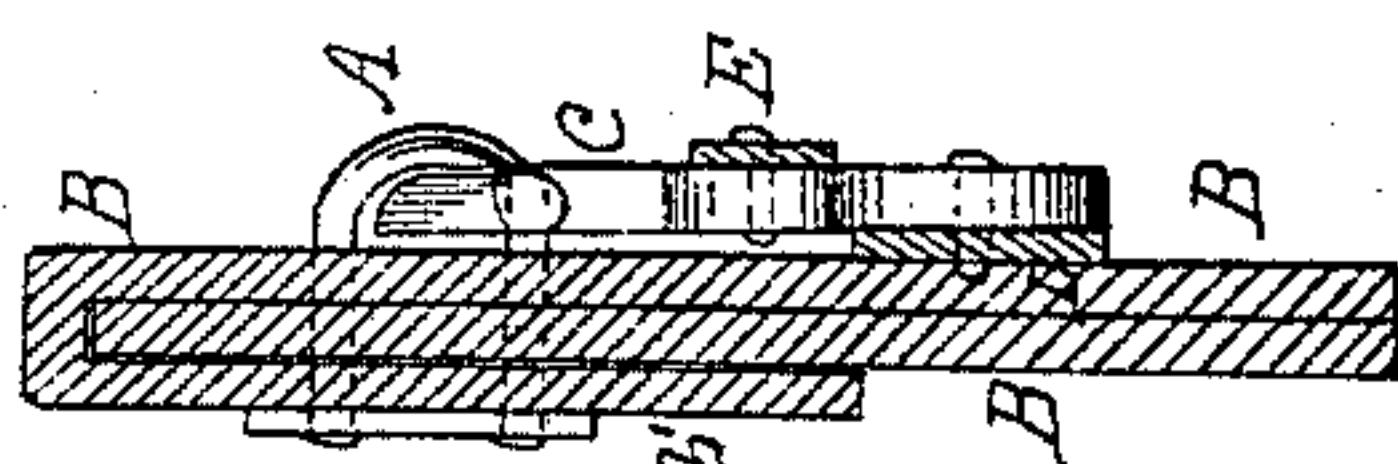


Fig. 1

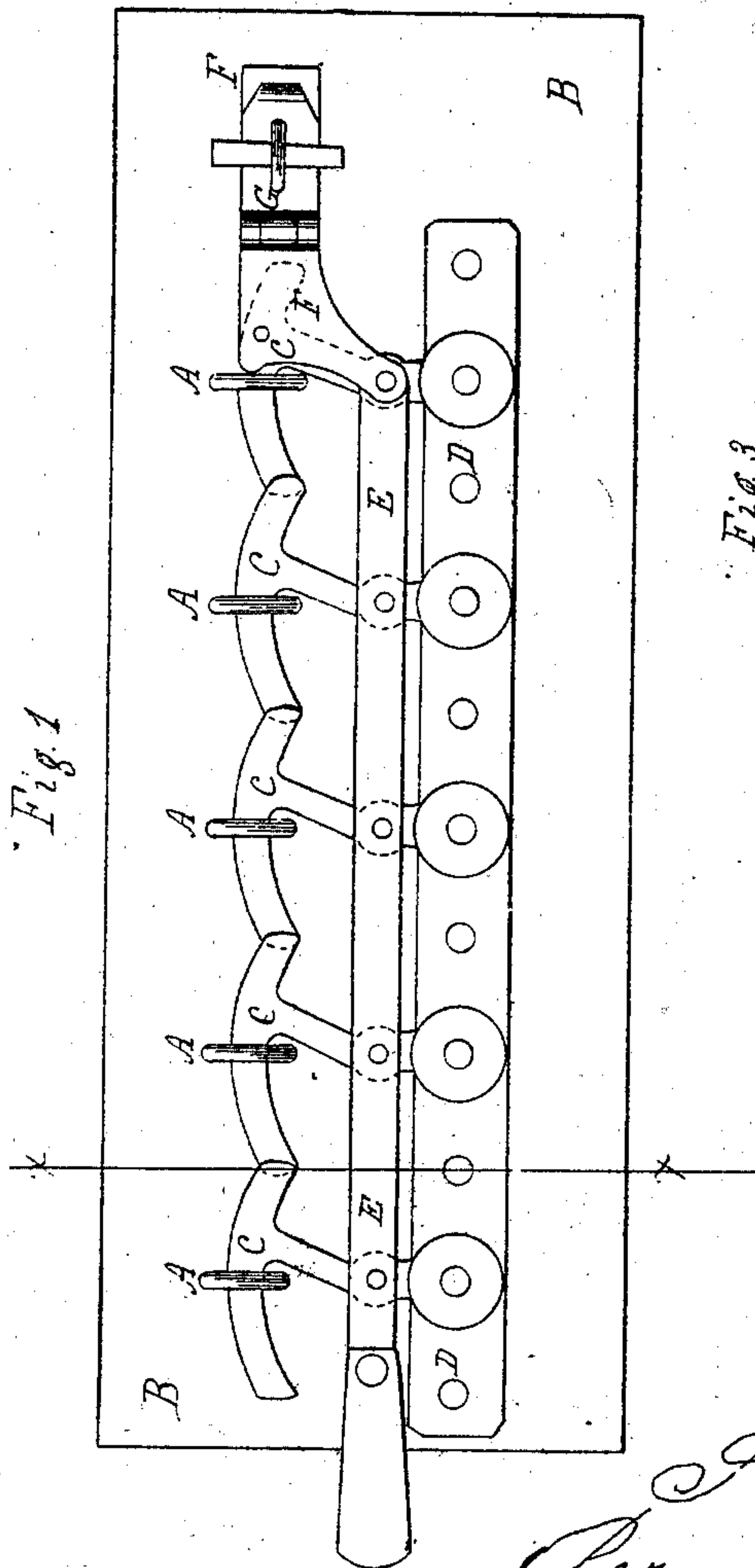
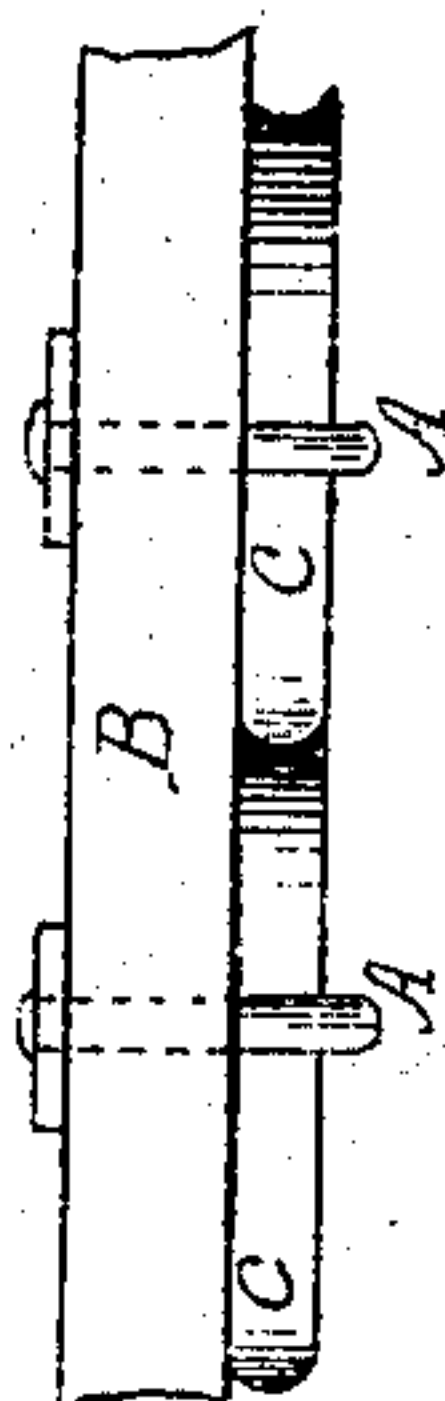


Fig. 3



Witnesses  
*Theo. Insecke*  
*Wm. Brown*

Inventor  
*S. Denison*  
*Per Munn & L*  
*Attorneys*

# United States Patent Office.

S. DENISON, OF PORTLANDVILLE, NEW YORK.

*Letters Patent No. 71,997, dated December 10, 1867.*

## IMPROVED MAIL-BAG FASTENER.

*The Schedule referred to in these Letters Patent and making part of the same.*

### TO ALL WHOM IT MAY CONCERN:

Be it known that I, S. DENISON, of Portlandville, in the county of Otsego, and State of New York, have invented a new and improved Mail-Bag Fastener; and I do hereby declare that the following is a full, clear, and exact description thereof, which will enable others skilled in the art to make and use the same, reference being had to the accompanying drawings, forming part of this specification, in which—

Figure 1 is a side view of a portion of the mouth of a mail-bag, to which my improvement has been attached.

Figure 2 is a cross-section of the same, taken through the line *z z*, fig. 1.

Figure 3 is a top view of a portion of the same.

Similar letters of reference indicate like parts.

My invention has for its object to furnish an improved mail-bag fastener, by the use of which the mouth of the bag will be closed securely, and which may be operated in closing and opening the bag in less time and with less labor than the fastenings now in use; and it consists in the construction of the hooks, and in their combination with the straps to which they are pivoted, and with the staples and bag, the whole being constructed and arranged as hereinafter more fully described.

A are the staples; which are attached to the flap *b'* of the mail-bag B in the ordinary manner; C are hooks, made of malleable iron, and in about the shape shown in fig. 1. The front arms of the hooks pass through the staples A, and are pointed or rounded off so as to fit into notches formed in the end of the rear or shorter arms of said hooks, thus making each rear hook support the one before it. The lower ends of the shanks of the hooks C are pivoted to a metallic strap, D, attached to the bag B. The shanks of the hooks are also connected by a bar, E, to which they are pivoted a little above their lower ends, so that they may all be moved together. To the rear end of the rear hook is attached a metallic strap, F, which may be hinged to enable it more easily to pass over the staple G, to which the padlock is applied. By this construction all the hooks may be passed through the staples or removed from them at once, thereby saving a great deal of time and trouble. If desired, the metallic straps D and E may be jointed or hinged between some or all of the hooks C, so as to make the mouth of the bag flexible, or enable it to be folded when required.

I claim as new, and desire to secure by Letters Patent—

The hooks C, constructed substantially as herein shown and described, in combination with the straps D and F, with the bag B and staples A, as and for the purpose set forth.

S. DENISON.

Witnesses:

G. H. CARPENTER,

C. H. GIFFORD.