

W. L. Gallaudet,

Thread Cutter.

No. 71,157.

Patented Nov. 19. 1867.

Fig. 1.

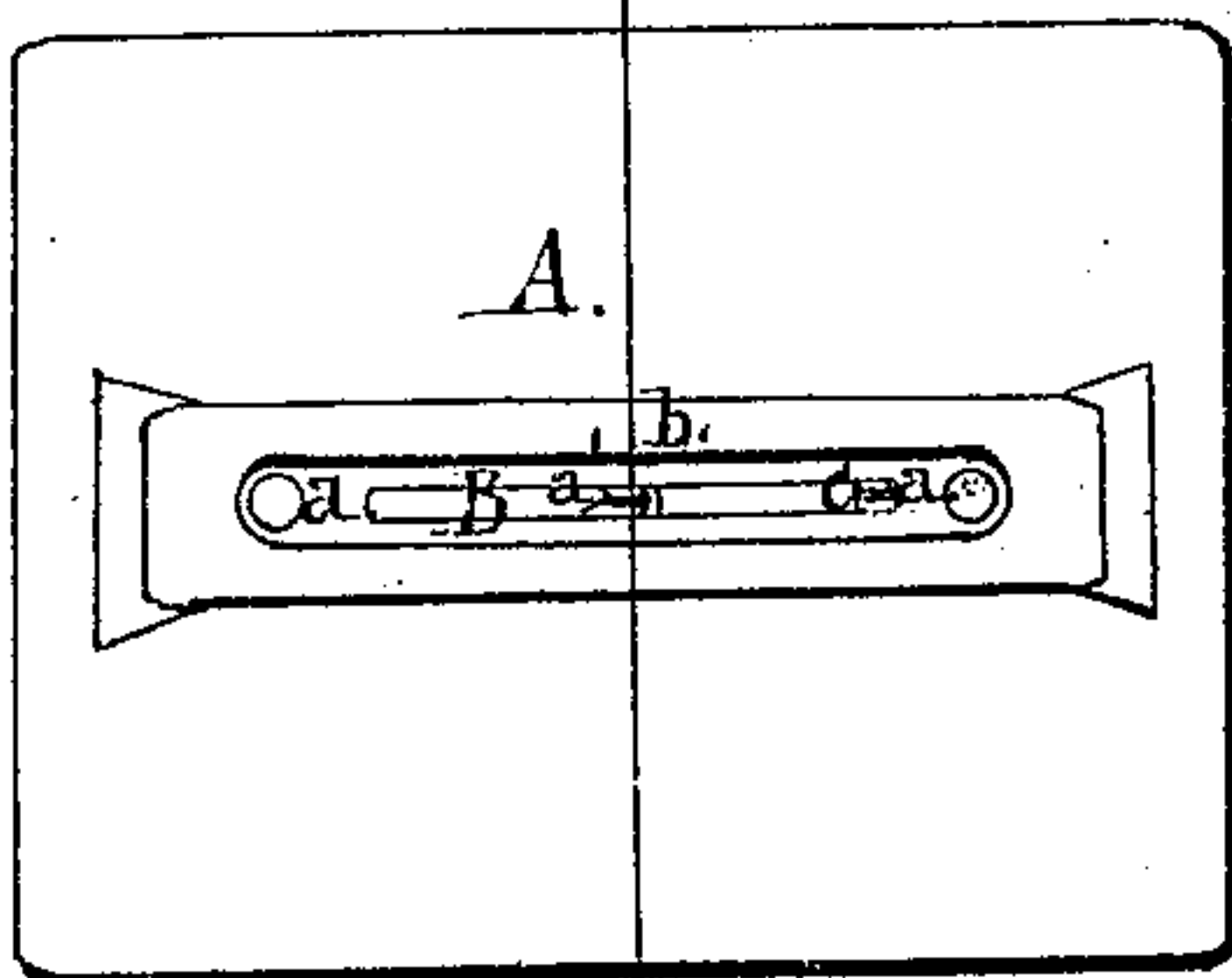


Fig. 2.

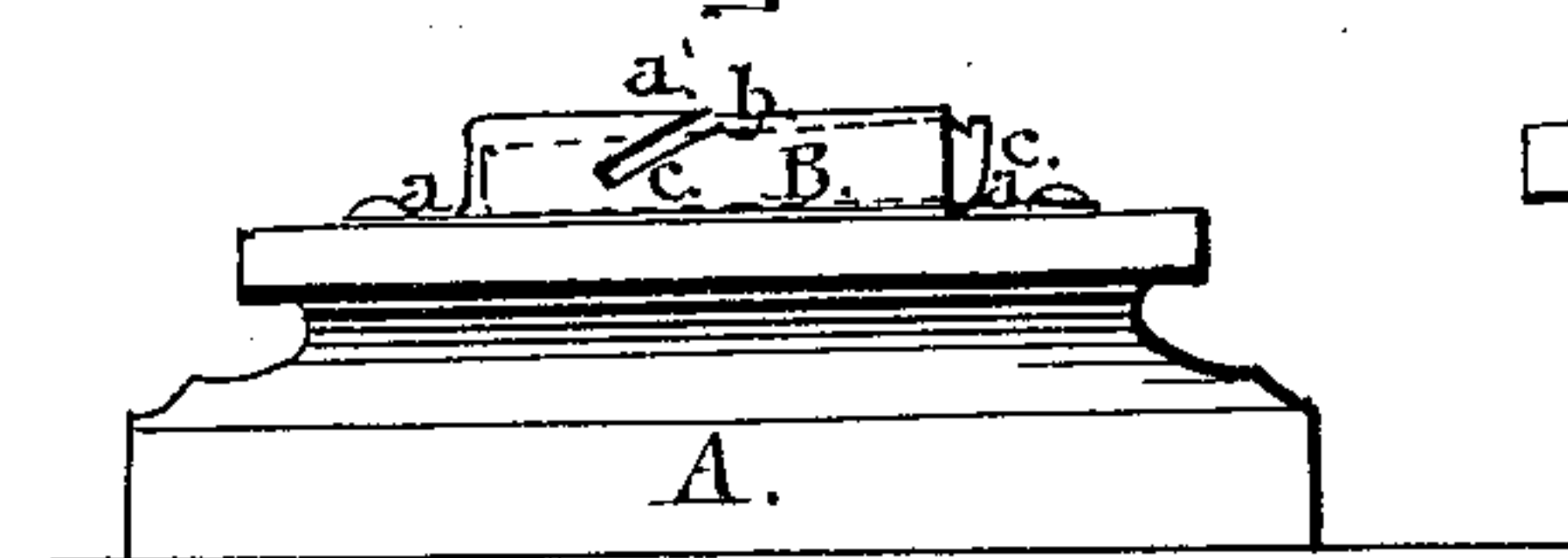
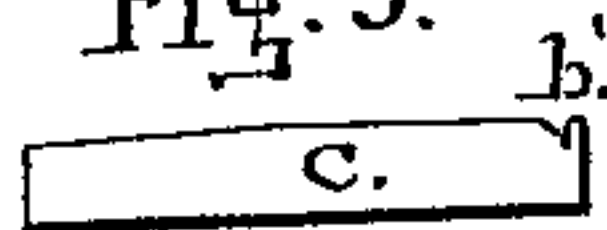


Fig. 3.



Witnesses:

J. M. Corbin
A. Leclerc

Inventor:

Wm. L. Gallaudet.

UNITED STATES PATENT OFFICE.

WILLIAM L. GALLAUDET, OF NEW YORK, N. Y.

IMPROVED THREAD-CUTTER.

Specification forming part of Letters Patent No. 71,157, dated November 19, 1867.

To all whom it may concern:

Be it known that I, WILLIAM L. GALLAUDET, of the city, county, and State of New York, have invented certain new and useful Improvements in Thread-Cutting Devices; and I do hereby declare that the following is a full, clear, and exact description of the same, reference being had to the accompanying drawings, making a portion of this specification, in which—

Figure 1 is a plan view of a thread-cutter constructed according to my invention. Fig. 2 is a side view of the same. Fig. 3 is a detached view of one portion of the same.

Similar letters of reference indicate corresponding parts in all the figures.

This invention is more especially designed for attachment to sewing-machines, but may also be applied to counters, desks, &c., connected with which it is desirable to have some convenient means of severing thread or twine, as the case may be.

The invention consists in a fixed cutter, in combination with a shield so constructed as not only to prevent liability of accident to the fingers of the person using the device, but also to guide the thread in such manner as to insure the most efficient action of the cutter in severing the thread or twine.

The invention further consists in making the aforesaid cutter detachable from its shield in such manner that it may be readily withdrawn therefrom when it is required to sharpen the said cutter.

To enable others to understand the nature and construction of my invention, I will proceed to describe it with reference to the drawings.

A represents the support, to which the device is attached by clasps, screws, springs, or other suitable means, the said support consisting either of any suitable portion of a sewing-machine or of a table, desk, or other article of furniture, as may be desired.

B indicates a thin metallic case, which constitutes the shield portion of the device, and which is furnished with a base-plate, *a*, by which it is secured, as just mentioned, to a

suitable support. The upper side or edge of the shield B is cut away for a short space near its center, as shown at *b*, and extending downward at an angle from the opening thus made, and at each side of the shield is a narrow slot, *c*, above which is situated an angular or pointed prong or spur, *a'*. The interior of the shield B is so shaped as to receive the cutter C, formed of a thin flat blade, made sharp at its upper edge, and preferably provided at its outer end with a notch, *b'*, by inserting the thumb-nail in which the cutter may be readily withdrawn from the shield when it is desired to sharpen the same.

In using the device the thread or the cord, as the case may be, is held by the fingers transversely above that portion of the device forward of the prong or spur, *a'*, and is then brought downward and back upon the same, and, passing into the opening *b* upon the cutter C, if not immediately severed by the latter, is forced down thereon by the sloping or inclined under surface of the said prong, and thus caused to be cut through or severed with no appreciable increase in the trouble involved in thus cutting the aforesaid thread or cord, while the greater portion of the cutter being guarded, as it were, by the shield, all liability of cutting the fingers of the person thus using the device is provided against, a thread-cutting device simple in construction, capable of being easily used, and adapted either for cutting the thread used in sewing-machines or for severing the twine employed in stores, &c., being by these means secured.

. What I claim as my invention, and desire to secure by Letters Patent, is—

1. The cutter, in combination with the shield, constructed in the manner set forth, substantially as and for the purpose specified.

2. So arranging the cutter with reference to the shield that it may be readily detached therefrom, substantially in the manner described.

WM. L. GALLAUDET.

Witnesses:

J. W. COOMBS,

A. LE CLERC.