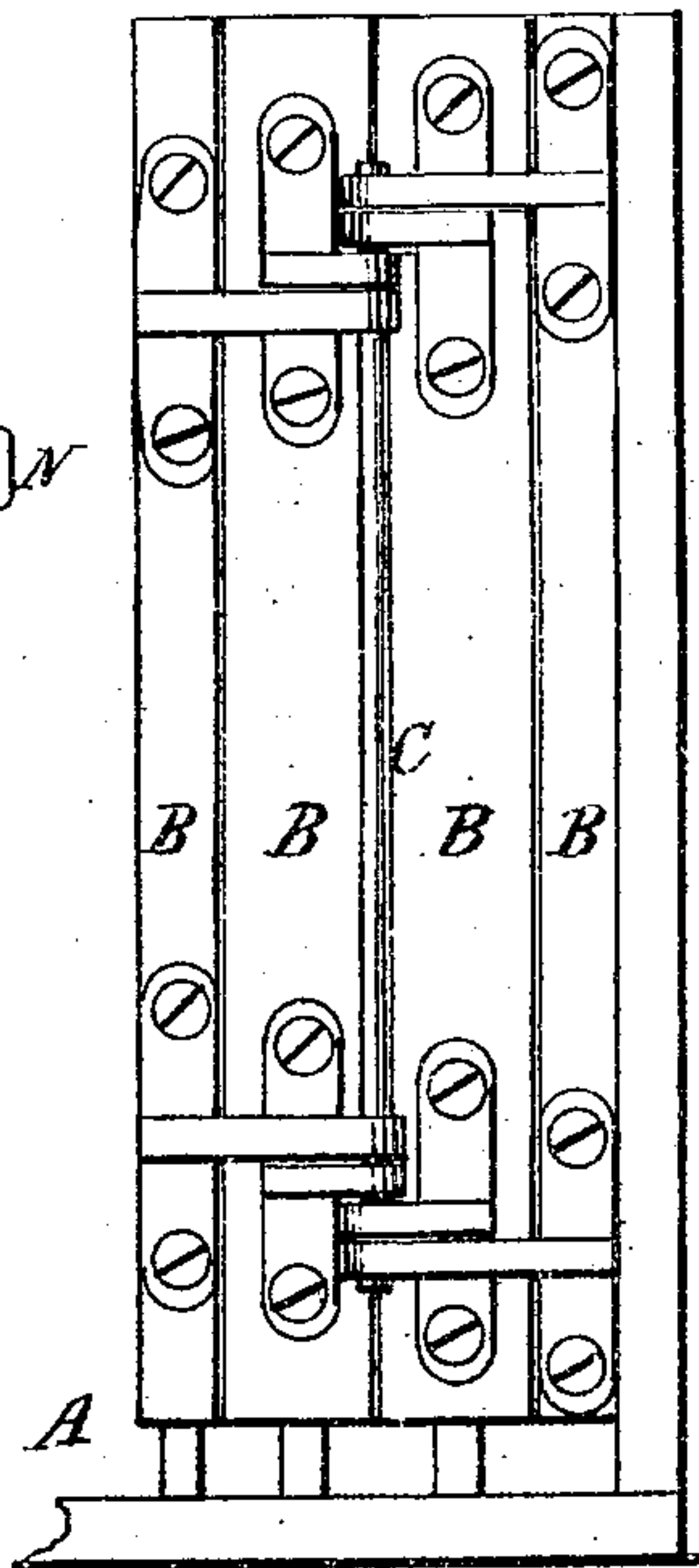
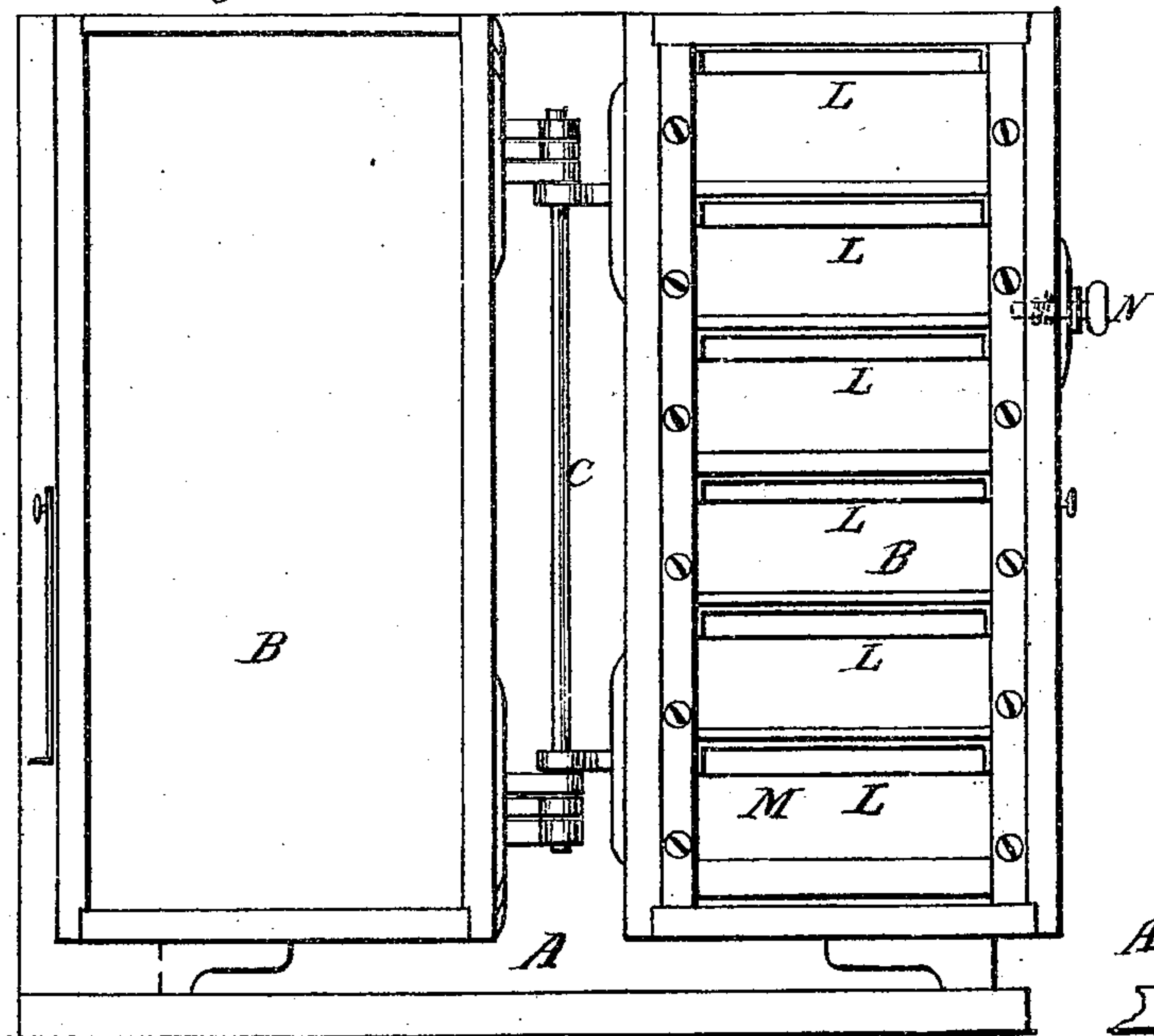


*C. Aldrich.*  
*Type Cases.*

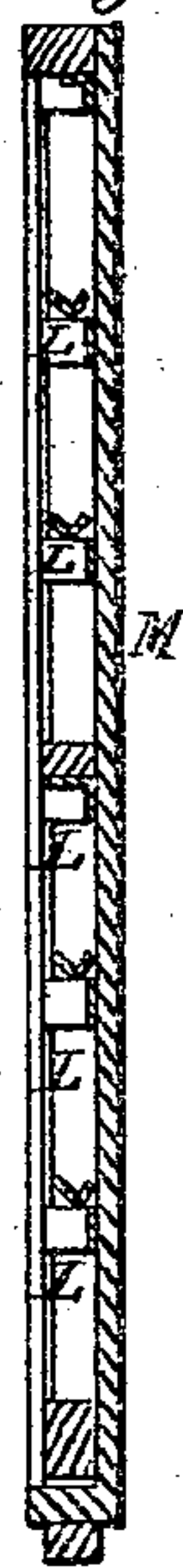
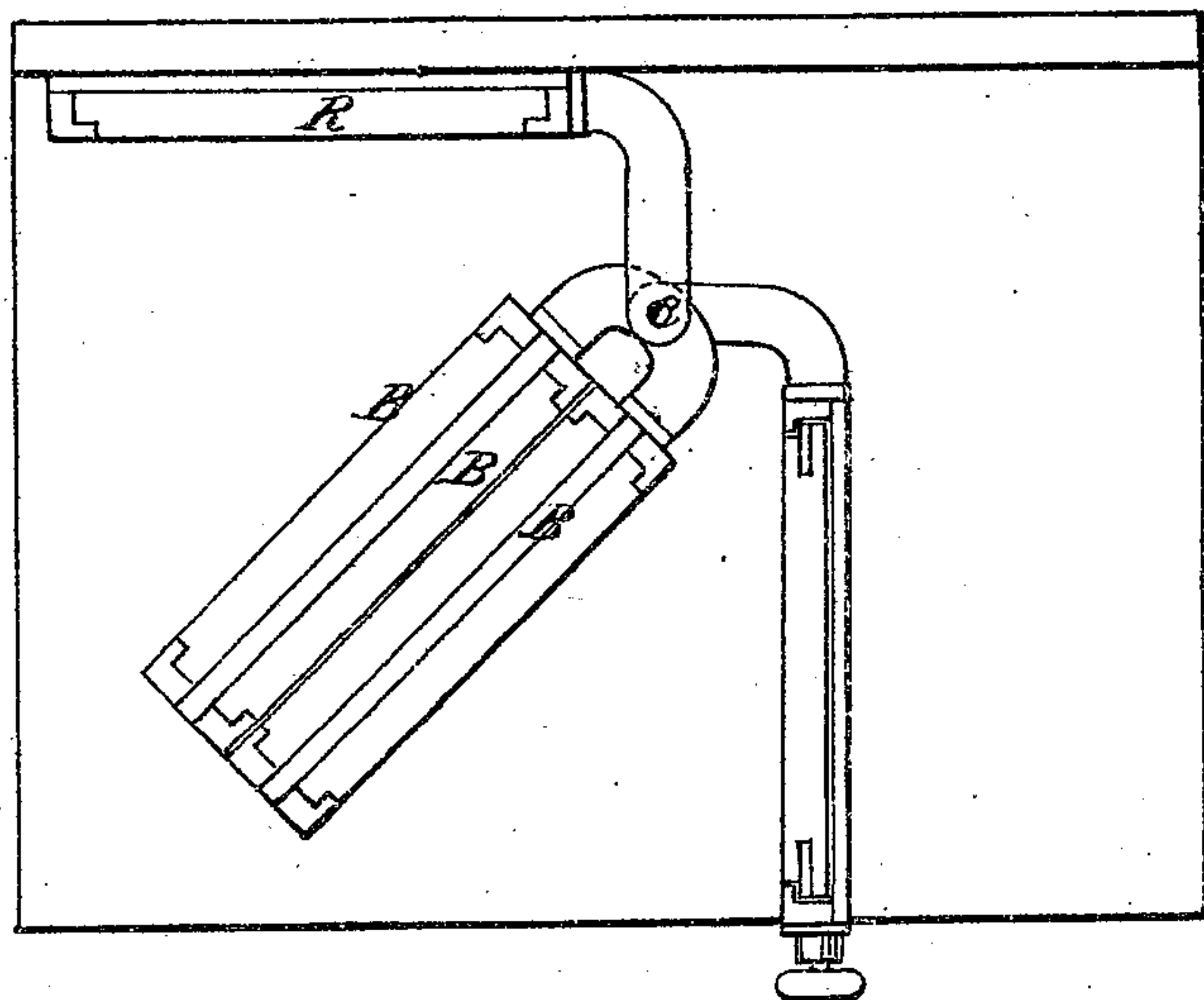
*N<sup>o</sup> 70936.*  
*Fig. 1*

*Patented Nov. 19. 1867.*  
*Fig. 2*



*Fig. 4*

*Fig. 3*



Witnesses:

*Thos. Truiche*  
*W. Freeman*

Inventor:

*C. Aldrich*  
*Per James O. Aldrich*  
*Attorney*

# United States Patent Office.

CHARLES ALDRICH, OF MARSHALLTOWN, IOWA.

*Letters Patent No. 70,936, dated November 19, 1867.*

## IMPROVEMENT IN TYPE-CASES.

*The Schedule referred to in these Letters Patent and making part of the same.*

### TO ALL WHOM IT MAY CONCERN:

Be it known that I, CHARLES ALDRICH, of Marshalltown, in the county of Marshall, and State of Iowa, have invented a new and "Improved Wood-Type Cabinet or Case," and that the following description, taken in connection with the accompanying drawings, hereinafter referred to, forms a full and exact specification of the same, wherein I have set forth the nature and principles of my said improvements, by which my invention may be distinguished from all others of a similar class, together with such parts as I claim, and desire to have secured to me by Letters Patent.

Among printers, it is the universal practice to keep the wood type upon broad inclined shelves, which are all open to the accumulation of dust, and, besides, cumbrous and inconvenient. By the present invention, a cabinet or case for wood type is provided, which in its construction is simple, and in its operation convenient and most practicable, and one in which the type can be kept entirely free of dust or dirt. In the accompanying plate of drawings my improved wood-type cabinet or case is illustrated—

Figure 1 being a view of the cabinet, with one of its sections swung open.

Figure 2, a view of one edge of the case or cabinet when closed.

Figure 3, a plan or top view, with the cabinet partially closed; and

Figure 4 a detail view.

A, in the drawings, represents my improved cabinet or case, which is made of sections or parts, B, hinged to a common upright pintle, C, by hinges, of such a curve or shape that the several sections will all fold one upon another, and come into a compact shape, such as is shown in fig. 2 of the drawings, each leaf or section being provided with a separate and abstract set of hinges, as plainly shown in fig. 2 of the drawings. One of these sections B is fixed to the wall or side of the room in which it is to be used, with the others arranged to open and close upon such fixed section, the outer one of the series being closed upon its outside, so as to prevent any dust from entering through it to those back or behind it. The several sections between the fixed and outer one are made double, and in each section a series of shelves, L, is to be arranged for receiving the type, the form of the shelves in cross-section being shown in fig. 4 of the drawings, which is angular, so as to more perfectly hold the type when stood upon them. In the outer section of the cabinet the shelves are shown as in a frame, M, arranged to move or slide within the section like an ordinary window-sash, the section being provided with a stop, N, to hold the frame in position.

This arrangement of the shelves enables them to be raised, so as to obviate stooping by the person using the case. The section B may be provided with backs or not, as may be deemed best; but if no backs are used the shelves should be extended down, as shown, sufficiently to form a rest for the upper ends of the types placed thereon.

Having thus described my invention, I claim as new, and desire to secure by Letters Patent—

A cabinet or case, made in sections or parts, hung so as to open and close, and each provided with shelves, substantially as and for the purpose described.

CHAS. ALDRICH.

Witnesses:

CHARLES C. SMITH,

S. H. WELSH.