

R. D. Chandler,

Clothes Frame.

N^o 70,165.

Patented Oct 29, 1867

Fig. 1

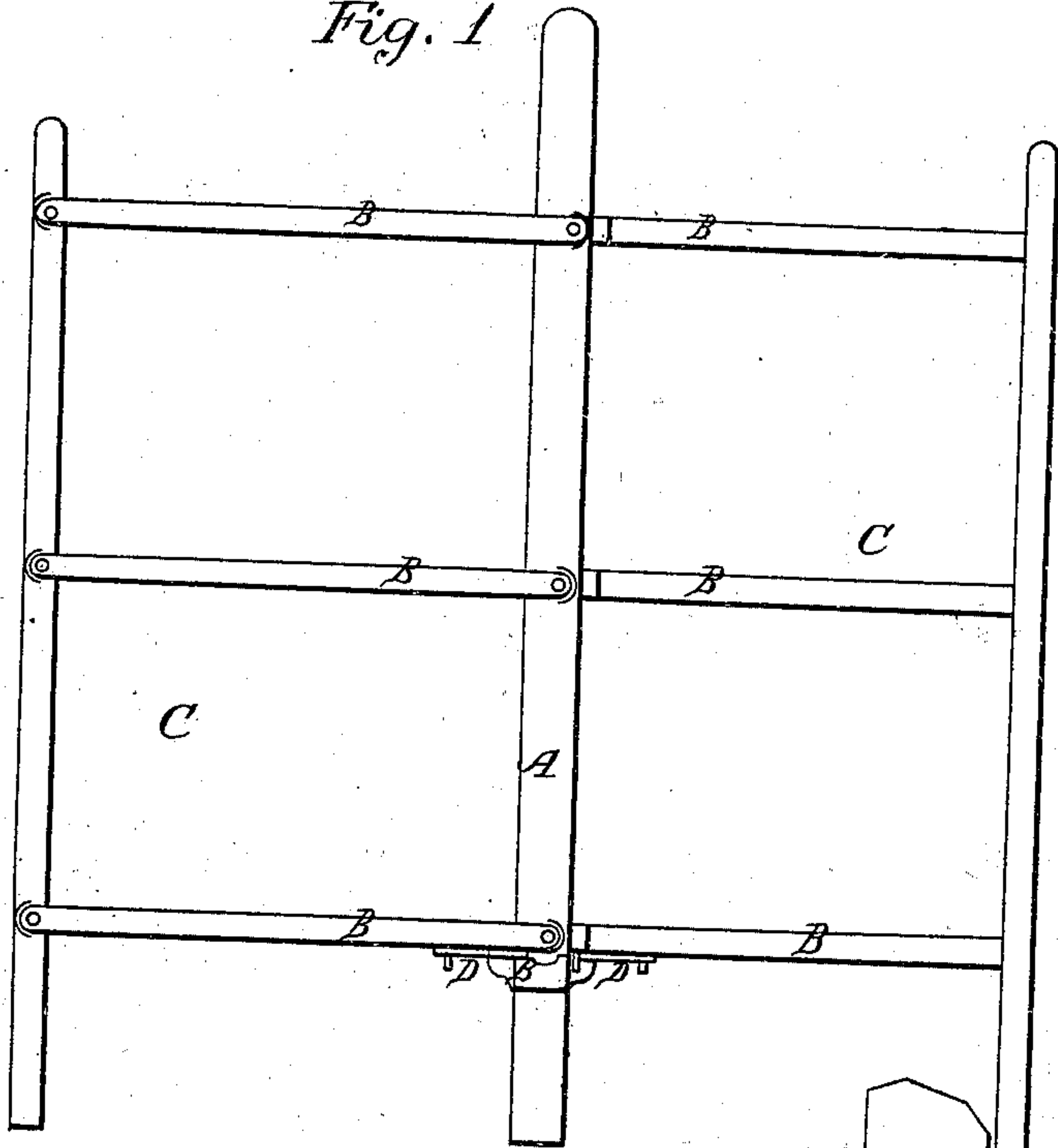


Fig. 2

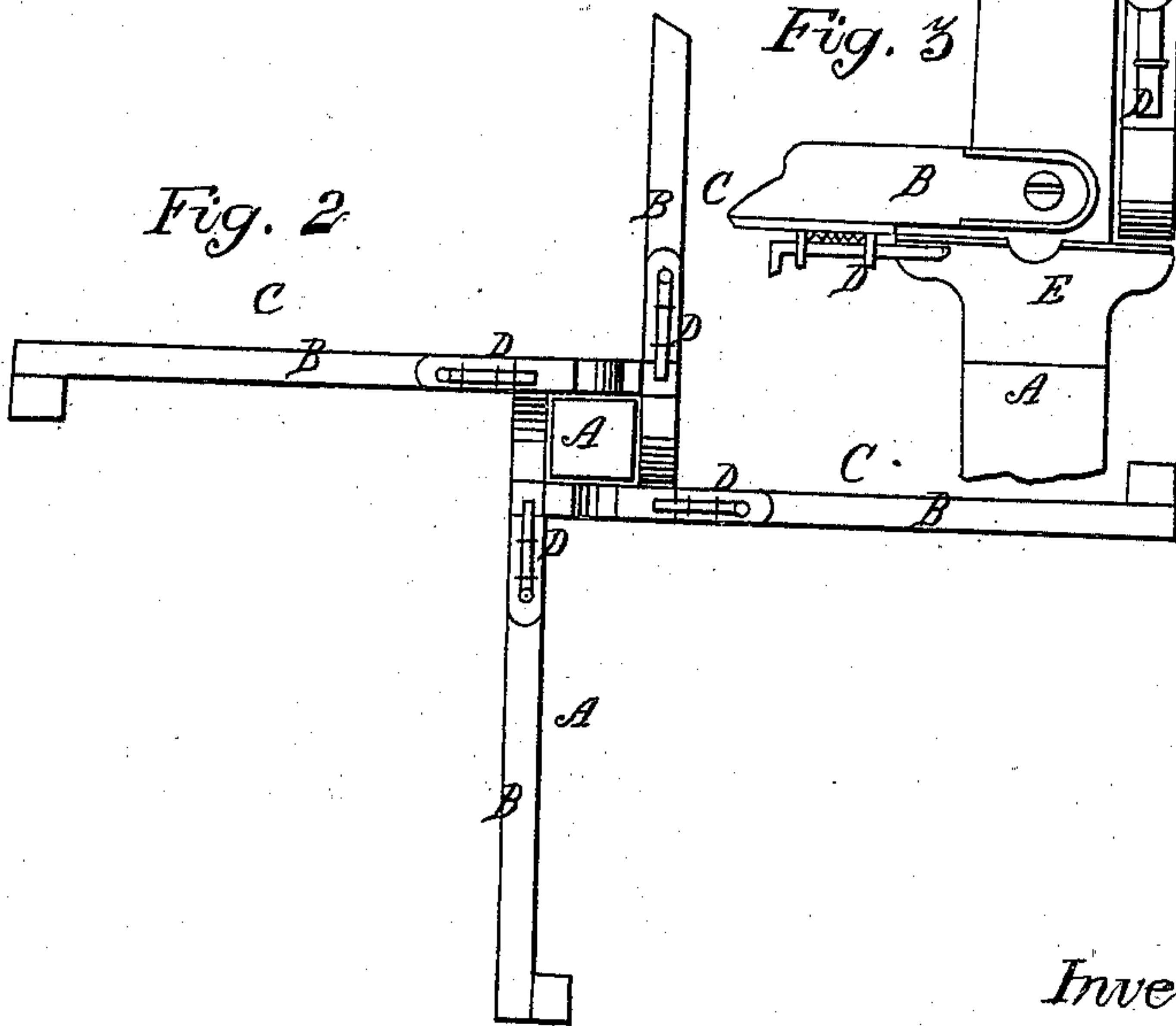
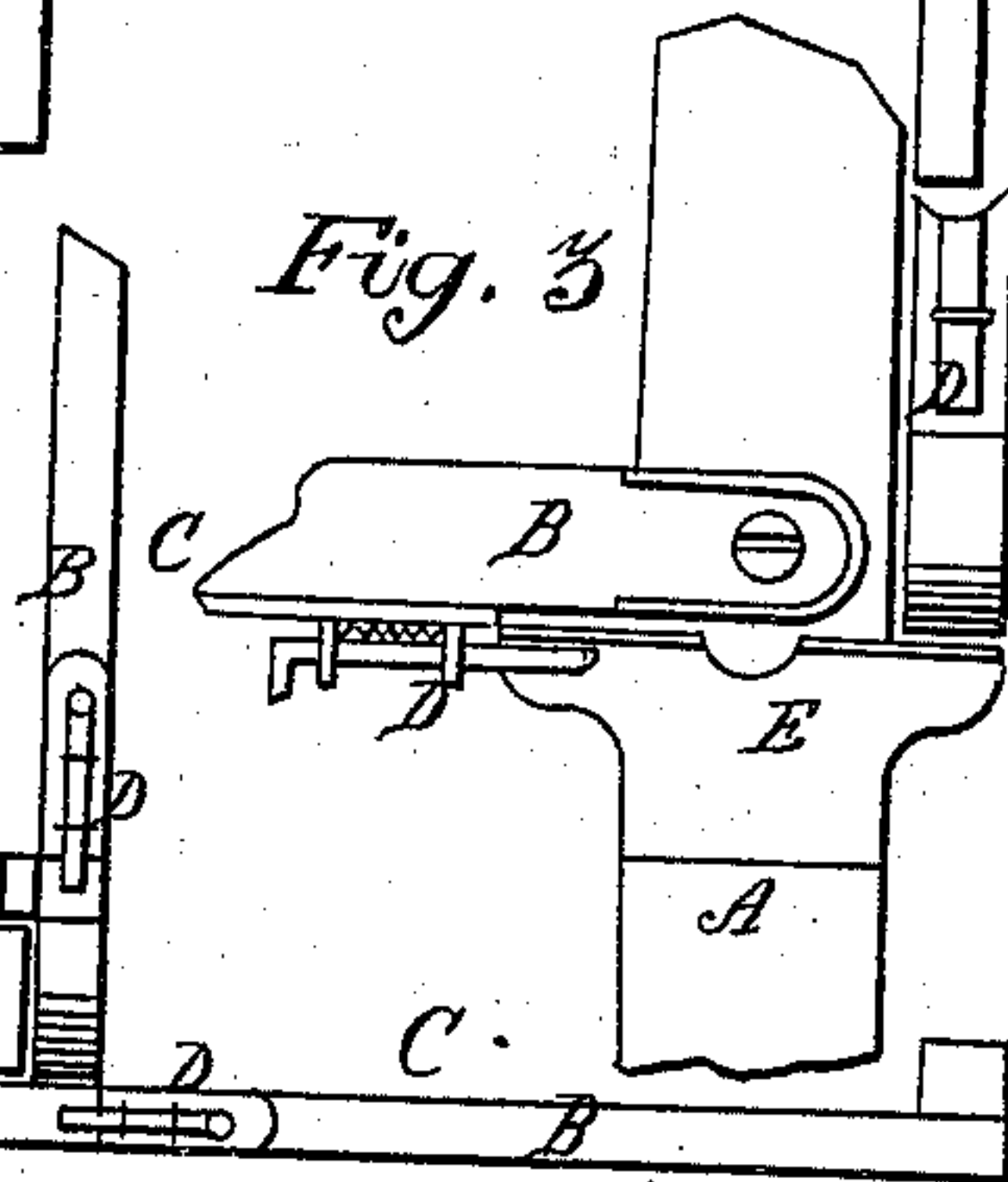


Fig. 3



Inventor:

R. D. Chandler
Per Munnell
Attorneys

Witnesses:
Theo. Ensche
Wm. Truwin

United States Patent Office.

R. D. CHANDLER, OF FAIRHAVEN, NEW JERSEY.

Letters Patent No. 70,165, dated October 29, 1867.

IMPROVED CLOTHES-DRIER.

The Schedule referred to in these Letters Patent and making part of the same.

TO ALL WHOM IT MAY CONCERN:

Be it known that I, R. D. CHANDLER, of Fairhaven, in the county of Monmouth, and State of New Jersey, have invented a new and improved "Clothes-Frame or Rack;" and I do hereby declare that the following is a full, clear, and exact description thereof, which will enable others skilled in the art to make and use the same, reference being had to the accompanying drawings, forming part of this specification.

The clothes-rack or frame embraced in the present invention consists of a square centre-post, having pivoted to its sides a clothes-frame so as to swing thereon, in combination with sliding spring-bolts so applied to such frames as to lock and hold them in position for the hanging of clothes on its several bars. In the accompanying plate of drawings my improved clothes-frame or rack is illustrated—

Figure 1 being a side elevation or view of the same opened for use.

Figure 2, a plan or top view of fig. 1.

Figure 3, a detail view from the under side of the plates or shoulders applied to the centre-post of the rack, to be hereinafter referred to.

Similar letters of reference indicate like parts.

A, in the drawings, represents the centre-post or upright of my improved clothes-rack or frame. This post A, in cross-section, is made of a square shape, and to each of its sides, by the ends of the cross-bars or rails B, clothes-frames C are pivoted or hung, so as to be swung upward into a vertical position against the upright centre-post A, or into the position, shown in fig. 1, suitable for the hanging of clothes upon the cross-rails C. D, slide spring-bolts, one on each clothes-frame C, where they are arranged in suitable position to interlock with or catch under the shoulder-plates E to the centre-post, when hung down into position for use, and there firmly hold such frames.

I claim as new, and desire to secure by Letters Patent—

The combination of the centre-post A, having shoulder-plates E, in combination with the clothes-frames C, having slide spring-bolts D, substantially as and for the purpose described.

Witnesses:

C. A. HENDRICKSON,
E. BENNETT.

R. D. CHANDLER.