

J. B. CROWLEY.

Cooking Stove.

No. 69,951.

Patented Oct. 15, 1867.

Fig. 1.

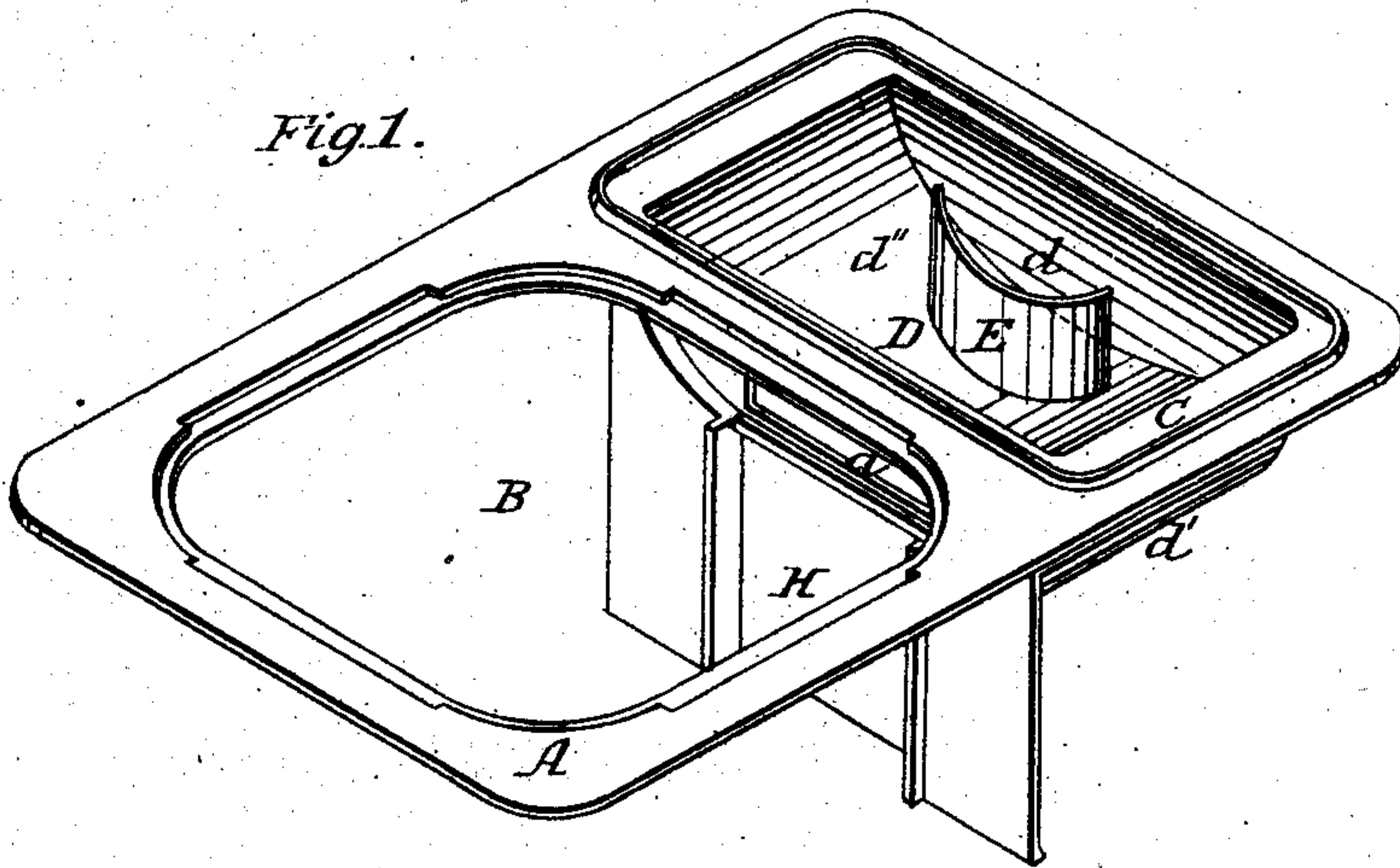


Fig. 2.

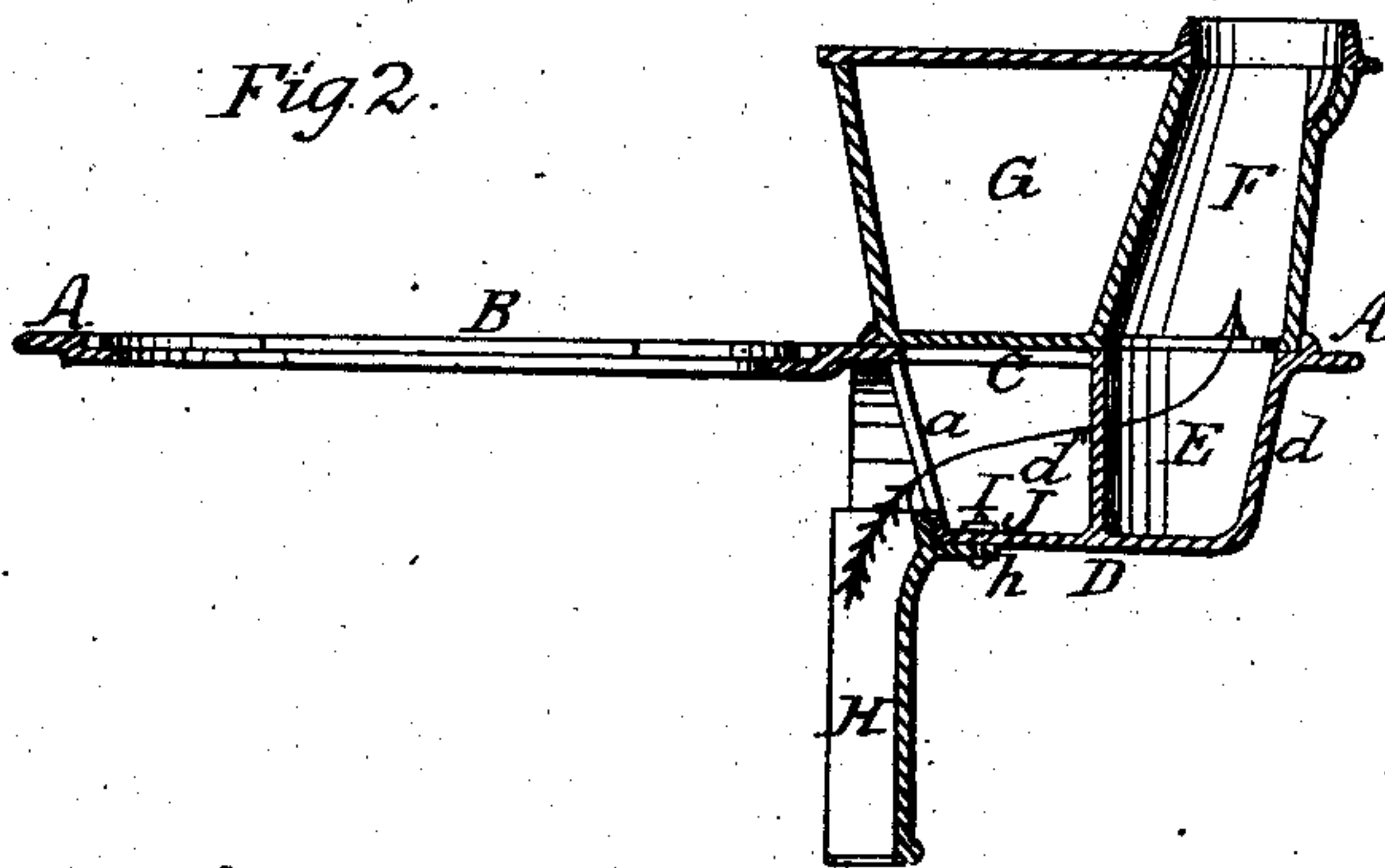
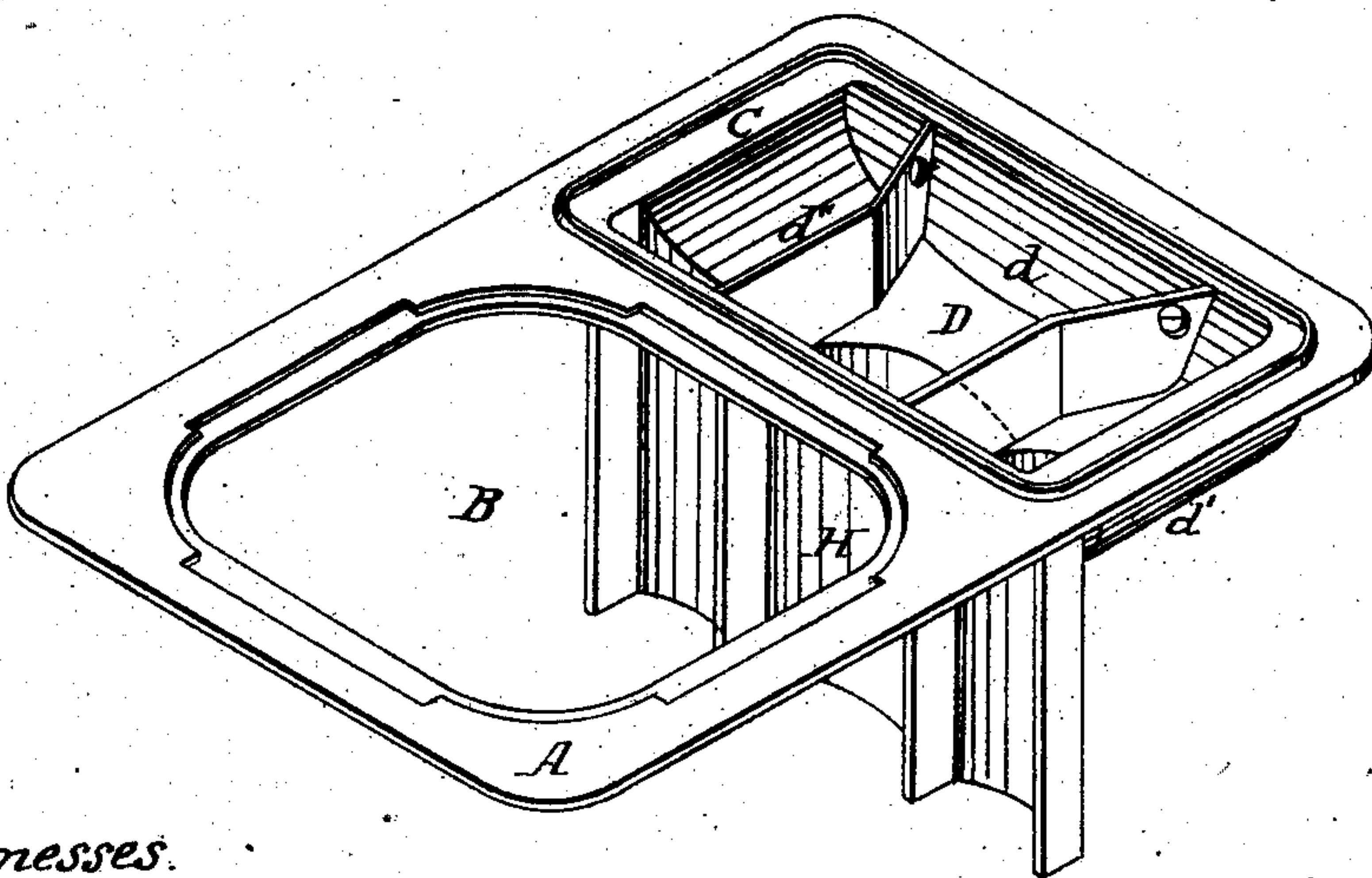


Fig. 3.



Witnesses.  
Jas H. Layman.  
Samuel Knight.

Inventor.  
John B. Crowley  
By Knight Bros.  
Atty.

# United States Patent Office.

JOHN B. CROWLEY, OF CINCINNATI, OHIO, ASSIGNOR TO CHAMBERLAIN & CO., OF THE SAME PLACE.

*Letters Patent No. 69,951, dated October 15, 1867.*

## IMPROVEMENT IN TOP PLATE OF COOKING-STOVES.

*The Schedule referred to in these Letters Patent and making part of the same.*

### TO WHOM IT MAY CONCERN:

Be it known that I, JOHN B. CROWLEY, of Cincinnati, Hamilton county, Ohio, have invented a new and useful Improvement in Cooking-Stoves; and I hereby declare the following to be a full, clear, and exact description thereof, reference being had to the accompanying drawings, making part of this specification.

This is an improvement in the class of cooking-stoves whose top plate projects in rear of the stove body proper, to support a hot-water tank or kettle, called the "reservoir," and my invention consists in forming the flue underneath said reservoir by means of a pit or depression cast in one piece with said plate.

Figure 1 is a perspective view of the top plate cast on my plan.

Figure 2 is a longitudinal section of the same, with the back plate and its reservoir in position, and

Figure 3 shows a modification of my improvement.

In the several figures similar letters indicate like parts, the black lines in each figure representing the improved top plate, and the blue lines representing a reservoir and a back plate.

A represents the top plate, with a customary boiler-opening, B, and reservoir-opening C. D is a pit, cast in one piece with the plate A, with which it unites at rear and sides *d d'*, and has an oblong opening in front to communicate with the rear flues of the stove proper. Rising from the bottom of the pit D is a curved deflecting plate or flue-strip, E, which compels the smoke to diverge towards the sides of the pit before escaping into the flue F of the reservoir G, and which, in conjunction with the rear side of the pit, forms a continuation of the reservoir-flue F. H is the back plate, having a lug, *h*, through which and the pit-bottom is introduced a bolt, I, secured by a nut, J.

A modification of the above arrangement, intended more especially for a coal-burning stove, is shown in fig. 3.

Several decided advantages result from the above form, to wit, there is not only a great reduction in weight, material, and cost over the forms now in the market, but the device is also much stronger, and free from receding angles and corners for the formation of eddies and collection of soot; there is a saving of from two to four bolts, and of the expense and time incident thereto, (drilling holes, &c.,) as well as that of fitting from four to six joints, liable to leak smoke; it is much stronger, neater, and more compact than the customary forms.

I claim herein as new, and of my invention—

1. An extended top plate of a cooking-stove, formed with the pit D cast in one piece therewith, as and for the object explained.

2. The arrangement of extended top A, pit D, and deflecting plate E, as and for the purpose set forth.

In testimony of which invention I hereunto set my hand.

JOHN B. CROWLEY.

Witnesses:

GEO. H. KNIGHT,  
JAMES H. LAYMAN.