

T. D. Read,

Portable Fence,

N^o 68,790.

Patented Sep. 10, 1867.

Fig. 1.

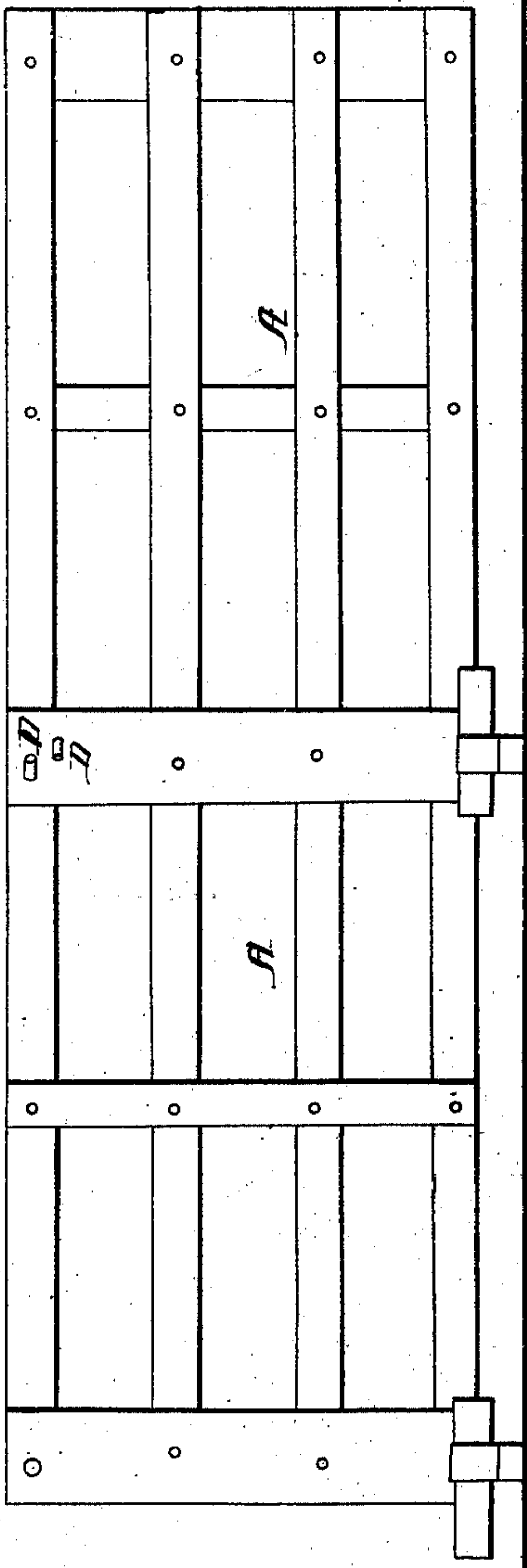


Fig. 3.



Fig. 4.



Fig. 5.




Fig. 6.

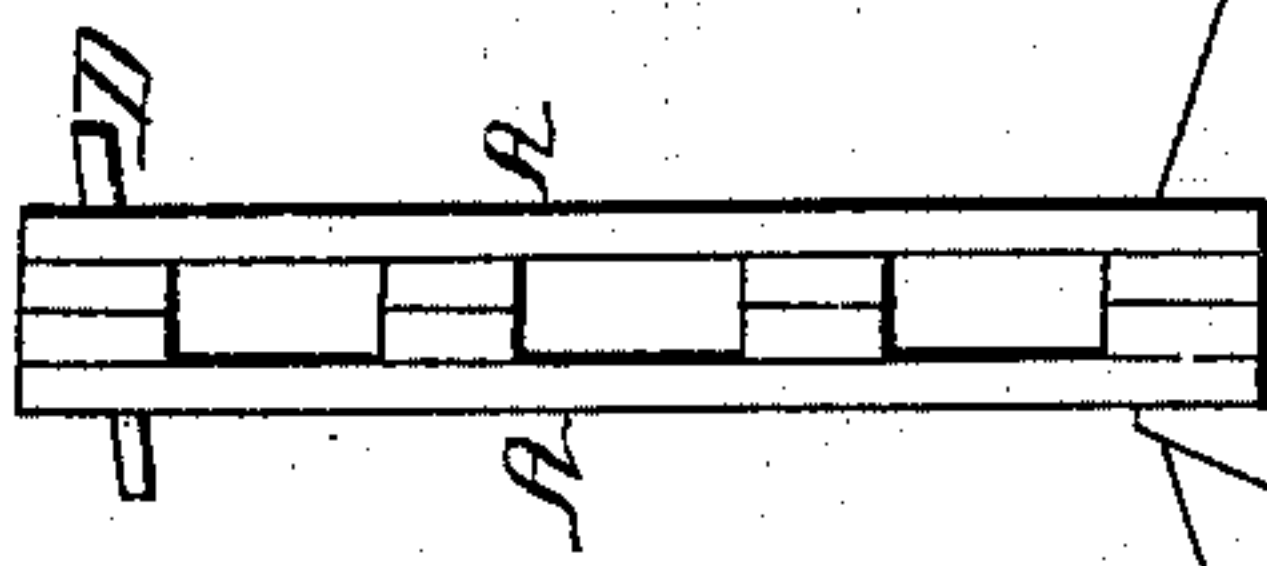
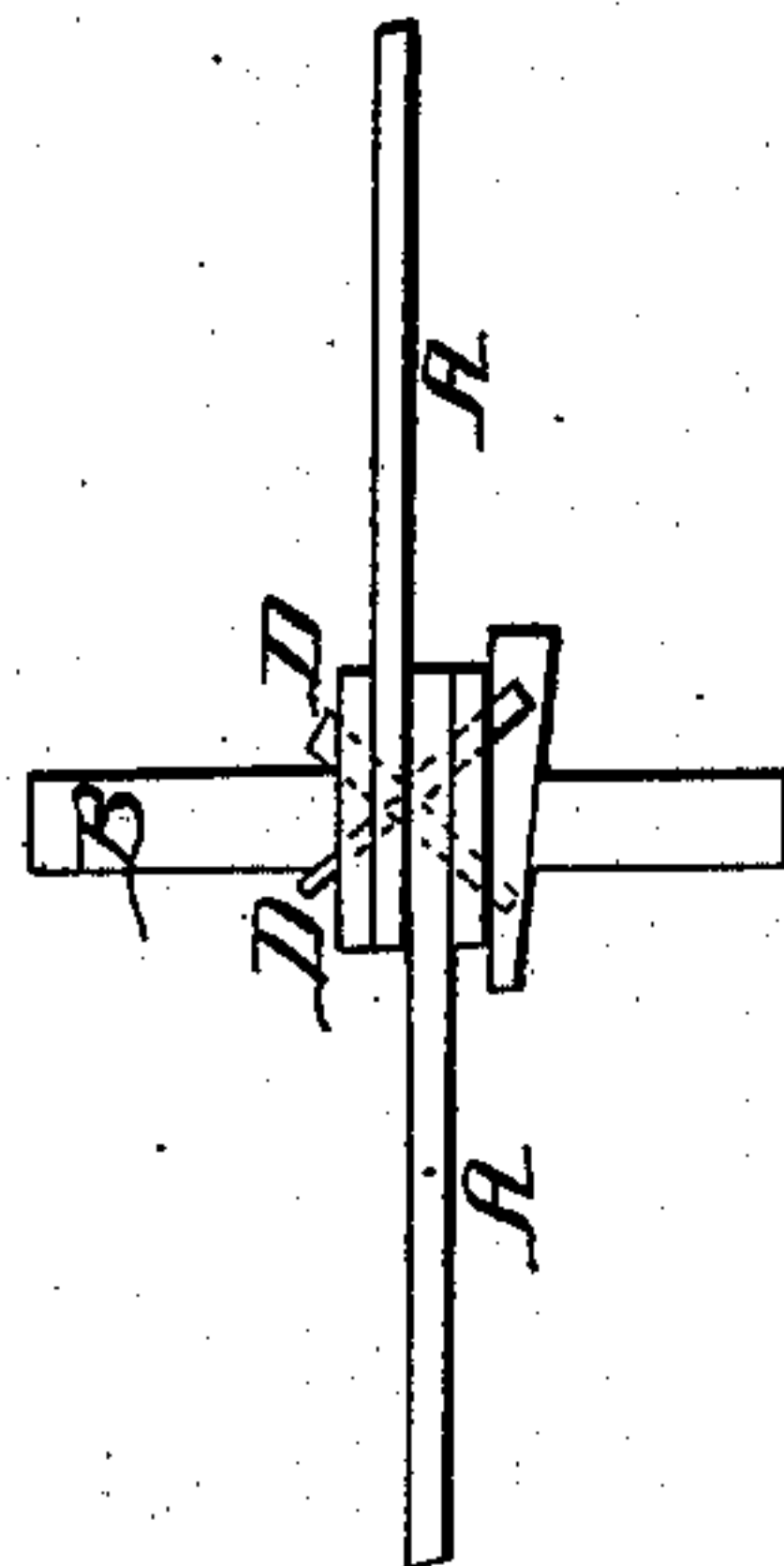


Fig. 2.



Witnesses;
a. n. Mann
a. a. Yeatsman

Inventor;
Thomas D. Read
Alexander Mason
Atty

United States Patent Office.

THOMAS D. READ, OF ABERDEEN, INDIANA.

Letters Patent No. 68,790, dated September 10, 1867.

IMPROVEMENT IN FENCES.

The Schedule referred to in these Letters Patent and making part of the same.

TO ALL WHOM IT MAY CONCERN:

Be it known that I, THOMAS D. READ, of Aberdeen, in the county of Ohio, and in the State of Indiana, have invented certain new and useful Improvements in Fences; and do hereby declare that the following is a full, clear, and exact description thereof, reference being had to the accompanying drawings, and to the letters of reference marked thereon. In the annexed drawings, making part of this specification—

A A represent the panels of a portable fence, which are constructed in any of the known and usual ways. When these panels are set up the end rails of contiguous panels stand side by side with their bottoms resting in a slot in a bed-piece, B. The bed-piece has one portion of its slot dove-tailed, and after the panels have been placed in it a wedge, C, is driven in by their side to make them fast. One side of the wedge is formed to correspond with the dove-tailed side of the slot. The upper ends of the end rails of the panels lie against each other, and two pins are passed through obliquely to the panels and at right angles to each other. These pins bind the panels securely together at their upper ends, while they are bound together at their lower ends by the wedge C. These wedges and pins make a very simple and effective fastening, and with them the panels of a portable fence can be securely and quickly put together.

What I claim as new, and desire to secure by Letters Patent, is—

The pins D D, which connect the panels A A at the top, as described, used in combination with the bed-pieces B, with their wedges C, in the manner set forth.

In testimony that I claim the foregoing invention I have hereunto set my hand this 27th day of May, 1867.

THOMAS D. READ.

Witnesses:

ISAAC H. LITTLEFIELD,

his
HENRY X MYER.
mark.