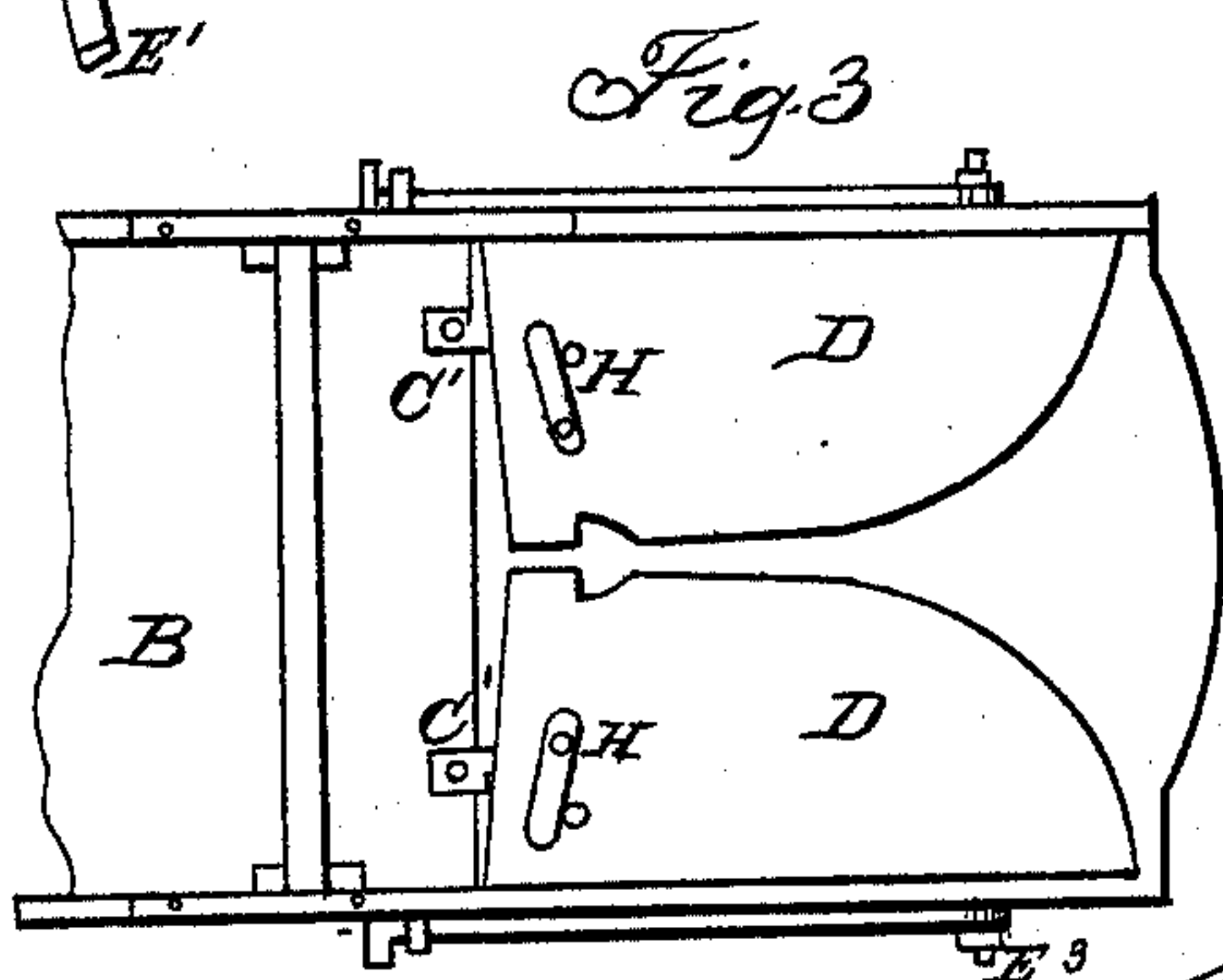
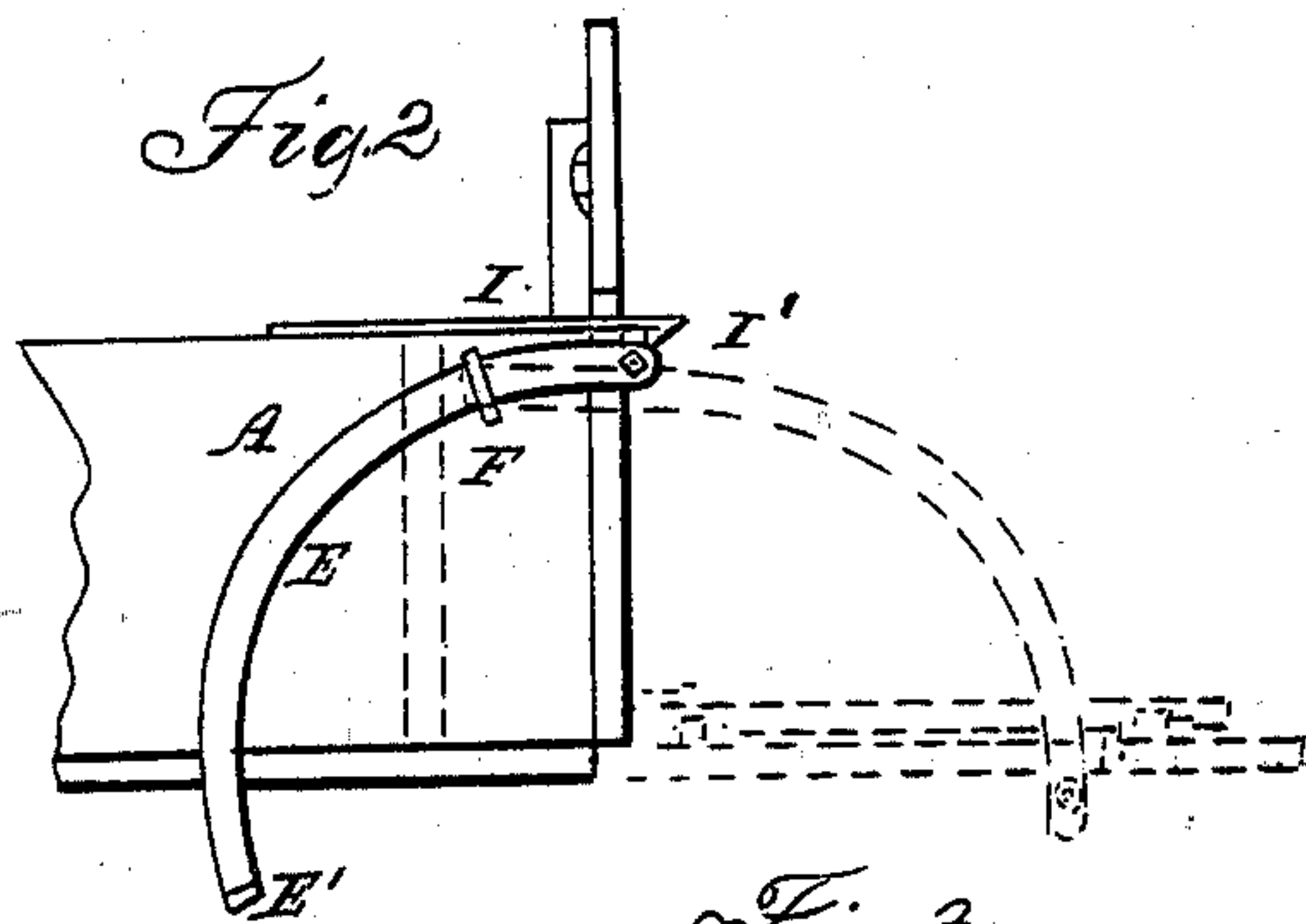
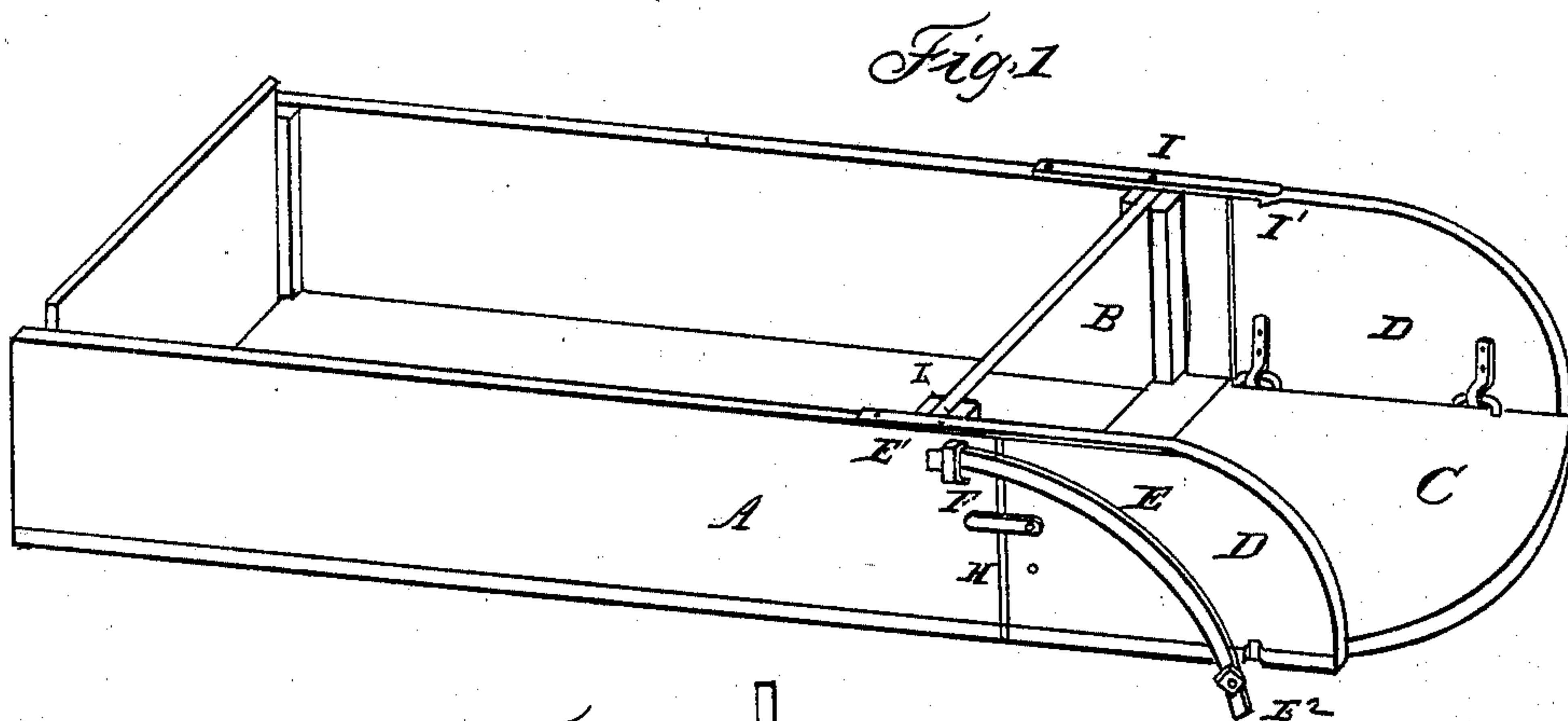


112
MEREDITH & MULLIGAN.

Carriage-Body.

No. 68,772.

Patented Sept. 10, 1867.



Witnesses
Chas. T. Carlson
L. A. Murphy

Inventors
Saml W. Meredith
by David Mulligan
D. P. H. Mowat, Jr.
their attys

United States Patent Office.

SAMUEL W. MEREDITH AND DAVID MULLIGAN, OF GREENSBURG, INDIANA.

Letters Patent No. 68,772, dated September 10, 1867.

IMPROVEMENT IN EXTENSION-BEDS FOR FARM-WAGONS.

The Schedule referred to in these Letters Patent and making part of the same.

TO ALL WHOM IT MAY CONCERN:

Be it known that we, SAMUEL W. MEREDITH and DAVID MULLIGAN, of Greensburg, in the county of Decatur, and State of Indiana, have invented a new and useful Improvement in Farm-Wagon Beds; and we do hereby declare that the following is a full, clear, and exact description of the same, reference being had to the annexed drawings, making part of this specification, in which—

Figure 1 is a perspective view.

Figure 2, a side elevation, showing in red lines the changes in the position of parts.

Figure 3 is a plan; the sides represented as folded down.

The same letters are employed in all the figures in the indication of identical parts.

Our improvements relate to the mode of constructing and attaching an adjustable tail-piece to the beds of wagons, and their extent will be set forth in the claims hereinafter to be made.

The object of these improvements is to form such an extension to wagon-beds that articles carried in the bed may be more conveniently shovelled from thence without being exposed to falling upon the ground upon removing the tail-board, as is the case in ordinary wagon-beds.

In the drawings, A is a wagon-bed of ordinary construction, the rear end being closed by the tail-board B, the bed extending a little distance beyond the tail-board. To the end of the bottom of the bed thus extended we hinge the tail-piece C by hinges C', so that it may be either extended horizontally, as shown in figs. 1 and 3, or fixed vertically, as shown by the dark lines in fig. 2. On the sides the side pieces D D are hinged to the tail-piece C in such manner that when turned down the tail-piece may be folded up, the side pieces passing between the side boards of the bed A, or when the tail-piece C is turned down they may be turned up, forming an extension of the side boards of the bed to the end of the folding tail-piece. The segments E are attached to irons E² on the back of the tail-piece, and pass through staples F on the wagon-bed, which permit the tail-piece to be folded up or down, the latter being supported by the segments, which bear against the staples F, by means of hooks or enlargements E¹ upon the ends of the segments, which will not pass through the staples. When the side pieces are folded up they may be secured by buttons, H, which catch against the sides of the bed. I I are springs on the top of the bed, extending beyond the bed, and terminating with hooked catches which permit the tail-piece to be folded against the end of the bed, and which, catching over the irons E², hold it in a vertical position. The wagon being arranged, as shown in dark lines in fig. 2, the tail-piece is first turned down, as shown in the red lines in figs. 2 and 3, and then the side pieces turned up and fastened, as shown in fig. 1. The tail-board B may then be removed, and the contents of the bed piled against the same will fall upon the tail-board, whence they may be easily shovelled.

What we claim as our invention is not broadly an adjustable extension of a wagon-bed for the purpose set forth, for we are aware that detachable extensions have been used; but what we do claim, and desire to secure by Letters Patent, is—

1. In combination with a wagon-bed, A, a folding tail-piece, C, permanently attached thereto by hinges C', and the side boards D hinged to the tail-piece C, substantially as and for the purpose set forth.
2. The combination and arrangement of the bed A, hinged tail-piece C, with sides D hinged thereto, segment E and staples F, substantially as and for the purpose set forth.
3. The combination and arrangement of the tail-piece with hinged sides, the wagon-bed, and the spring catches I, substantially as and for the purpose set forth.

In testimony whereof we have signed our names to this specification in the presence of two subscribing witnesses.

SAMUEL W. MEREDITH,
DAVID MULLIGAN.

Witnesses:

CHESLEY LAWSON,
G. B. ROSZELL.