

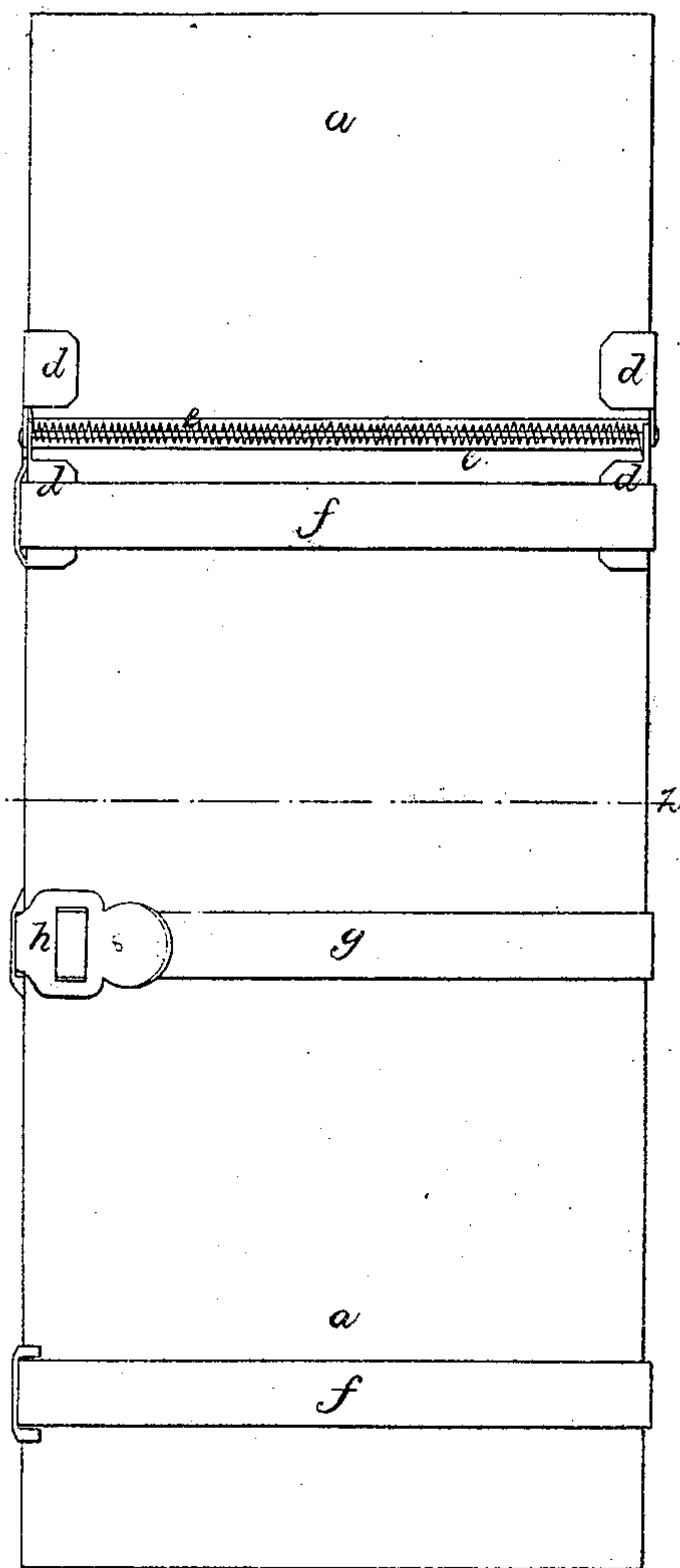
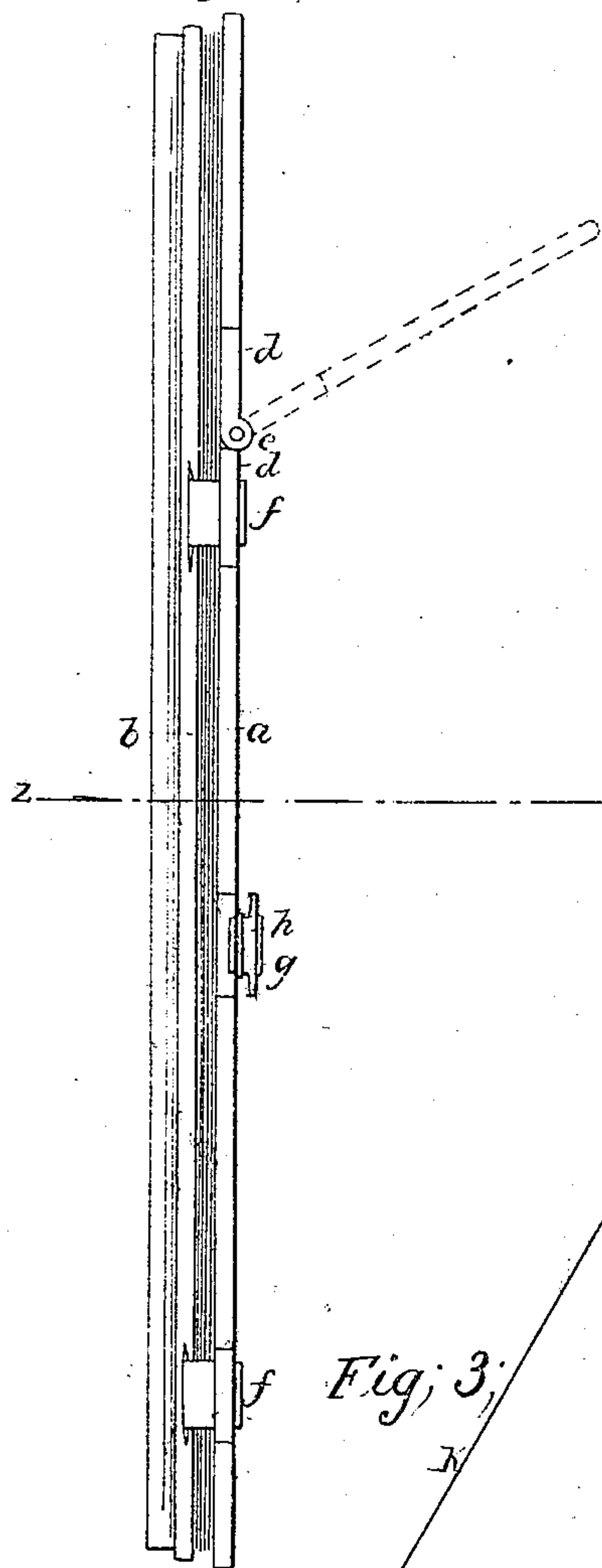
G. Moulton.
Bill Holder.

N^o 68,305.

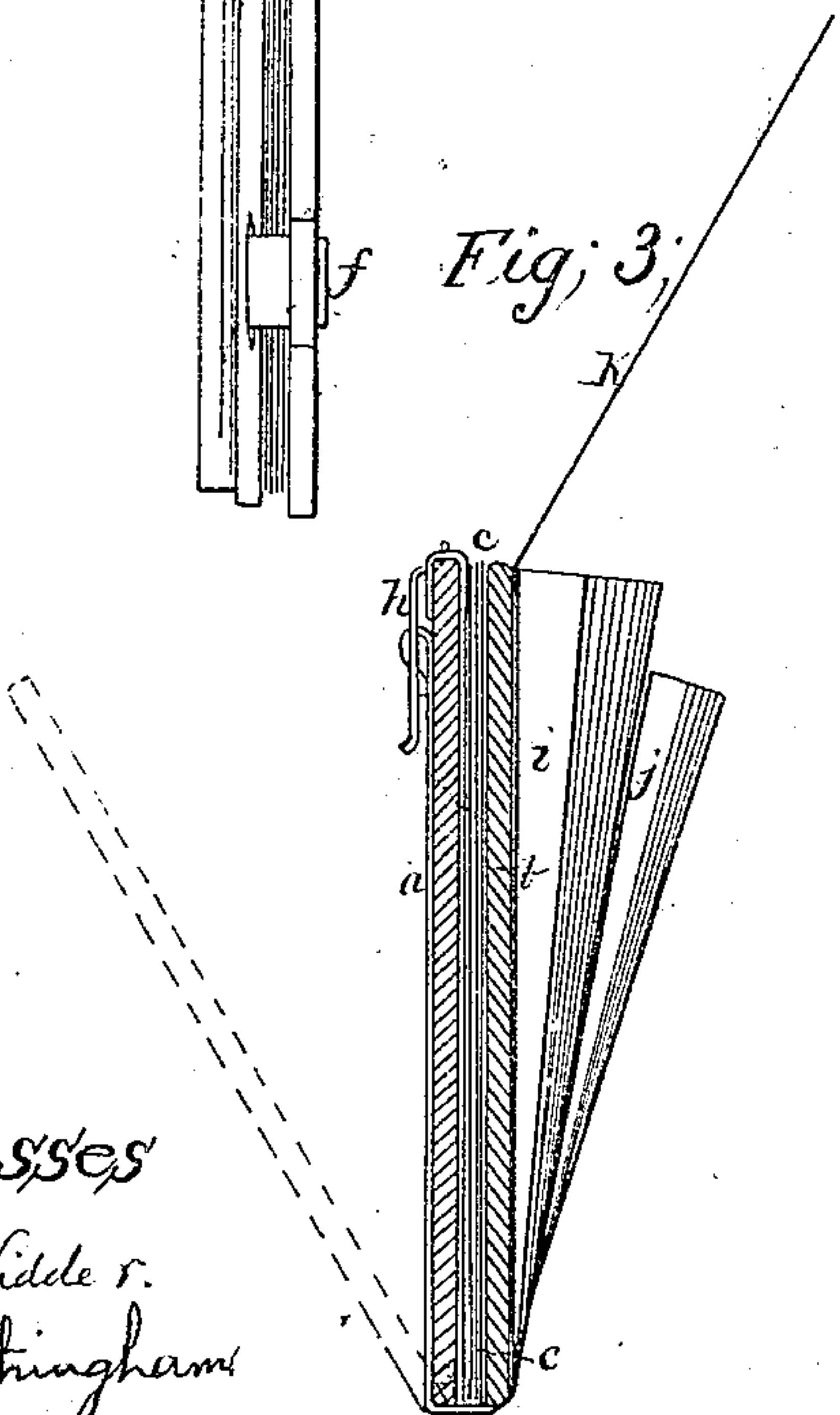
Patented Aug. 27, 1867.

Fig; 2;

Fig; 1,



Fig; 3;



Witnesses
J. B. Kiddle r.
M. W. Frothingham

Inventor;
G. Moulton
by his attys.
Crosby & Son.

United States Patent Office.

GILMAN MOULTON, OF CAMBRIDGE, MASSACHUSETTS.

Letters Patent No. 68,305, dated August 27, 1867.

BILL-HOLDER.

The Schedule referred to in these Letters Patent and making part of the same.

TO ALL WHOM IT MAY CONCERN:

Be it known that I, GILMAN MOULTON, of Cambridge, in the county of Middlesex, and State of Massachusetts, have invented a new and improved Pocket Bill-Holder; and I do hereby declare that the following, taken in connection with the drawings which accompany and form part of this specification, is a description of my invention sufficient to enable those skilled in the art to practise it.

This invention relates to and consists in, first, certain modifications of such bill-holders as are used by collectors and others, having provision for turning down a part of one cover thereof, so as to obtain convenient access to the headings of the bills or other papers therein contained; second, the combination with the holder of one or more pockets suited to the reception of papers and other articles.

Figure 1 shows in front elevation one of my improved holders.

Figure 2 is a side elevation of the same; and

Figure 3 is a cross-section, taken on the line *z z*.

The bill-holder part proper is preferably made, as is common, of two suitable pieces of binders' board *a b*, the front one of which is separated transversely into two parts of unequal length, the upper part being the shorter, and being hinged to the lower part, so that it may be turned back, as represented in red lines in fig. 2, to disclose the headings of the papers represented by *c*. The hinges uniting said parts of the cover *a* are made up of the metallic clasping-pieces *d* and the rod *e*. The spring which returns the short part of the cover to a closed position is a coiled spring, wound around the rod *e*, so connected with the two parts of the cover *a* as to tend to keep them in line with each other. To provide for the equal and parallel separation of the two covers *a* and *b*, to receive and clamp between them bills or other papers, three elastic bands are provided, extending entirely across the cover *a*, two of them, *ff*, being attached at the right to the cover *a*, and at the left to the cover *b*, while the middle one, *g*, is attached at the right to the cover *b*, and at the left, by a catch, *h*, to the cover *a*. When the clasp *h* is disconnected from the cover *a*, then said cover is free to be swung open (as seen in red lines in fig. 3) on the pieces *ff*, as hinges, this rendering very easy the placing in and the removal of papers from the bill-holder. To the back cover *b* of the bill-holder are attached pockets *i j*, which have a protecting flap, *k*, so that the whole device serves the purpose of a common pocket-book, as well as that of a bill-holder.

Prior to my invention the shut flap of the cover *a* of ordinary bill-holders had no other connection with the main part of said cover than that afforded by the cloth or leather covering the surface; and as one cover was united to the other by elastic bands extending entirely around both, all papers had to be inserted in the holder by being pushed endwise between the covers thereof. The only spring employed to keep the flap of the cover *a* in position was one of the elastic bands employed to hold both covers together, and, there being no pockets in combination with such holder, the device served but one purpose.

To the inner surface of the flap *k* may be applied a calendar, or a table of revenue stamps, or a railroad time-table, or other matters to which it is of importance or convenience to have a ready reference.

I claim the hinged and spring connection of the two parts of a bill-holder cover, substantially as described.

Also, in combination with the two covers *a* and *b* of a bill-holder, of pockets and a flap, *k*, substantially as described.

GILMAN MOULTON.

Witnesses:

J. B. CROSBY,
F. GOULD.