

O. B. Olmsted,

Adjustable Stove-Pipe Shelf.

N^o 67,900.

Patented Aug. 20. 1867.

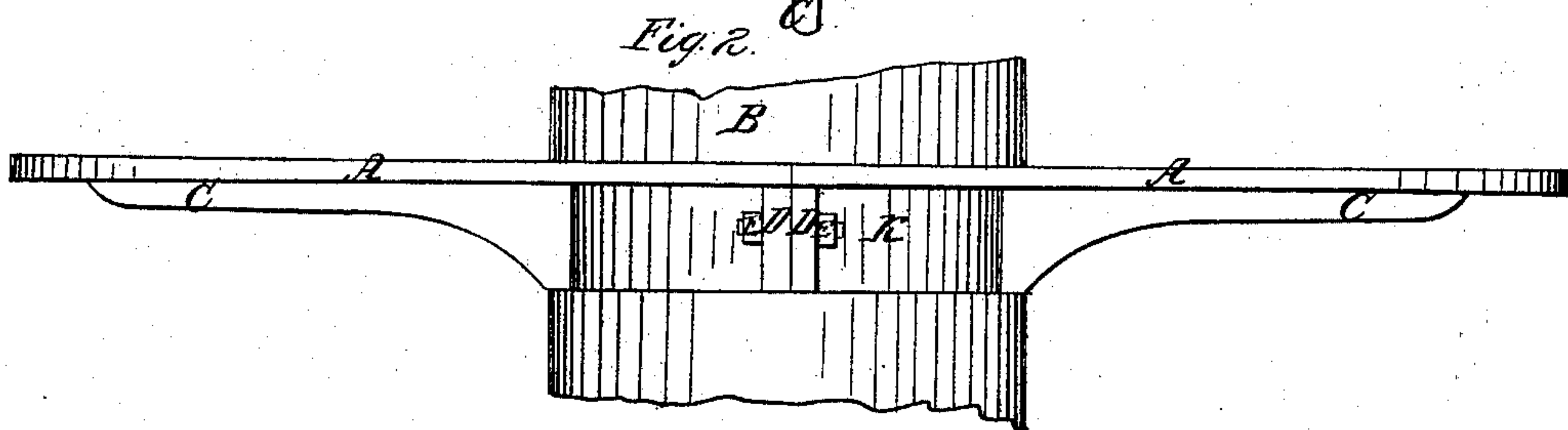
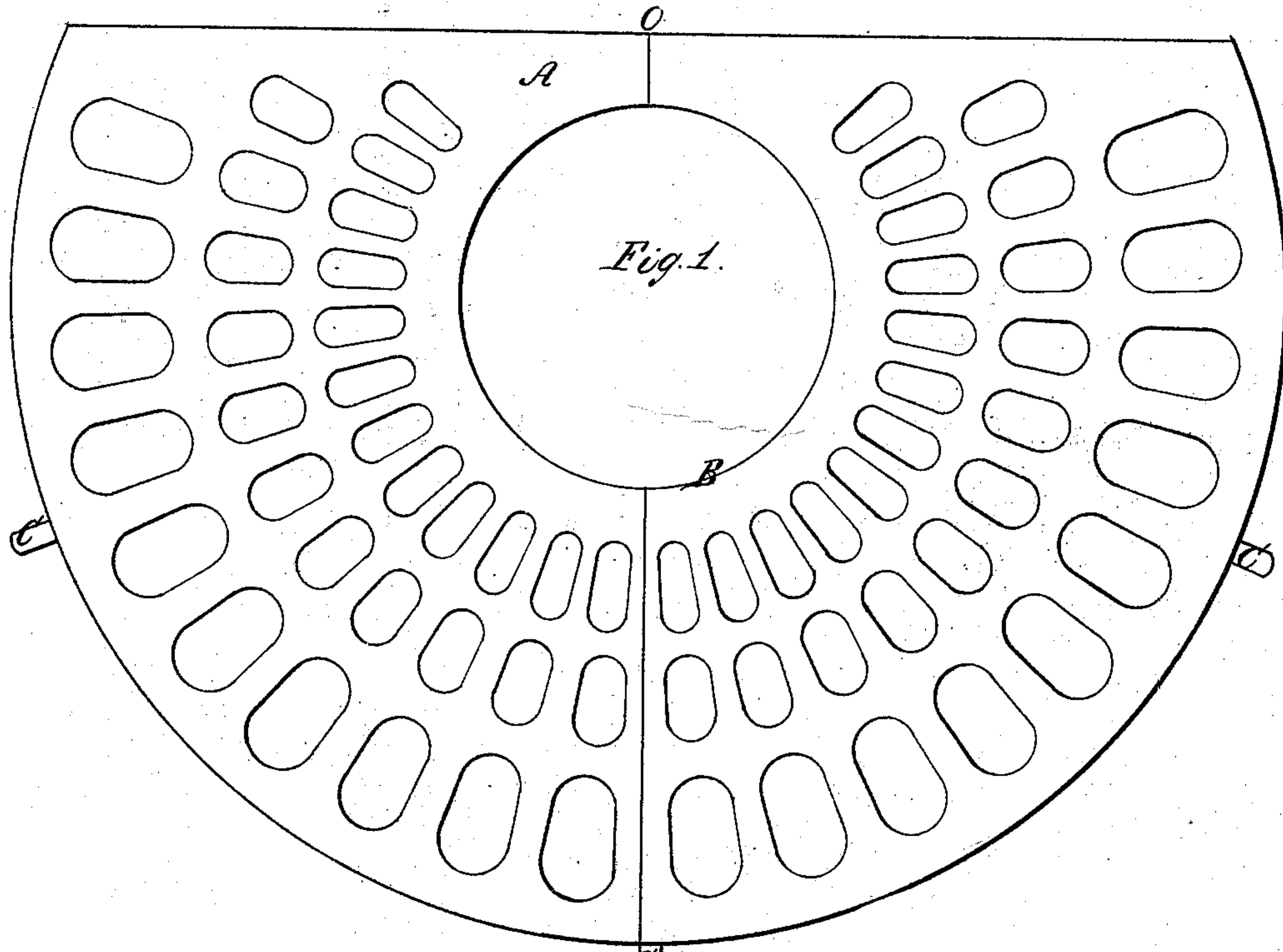
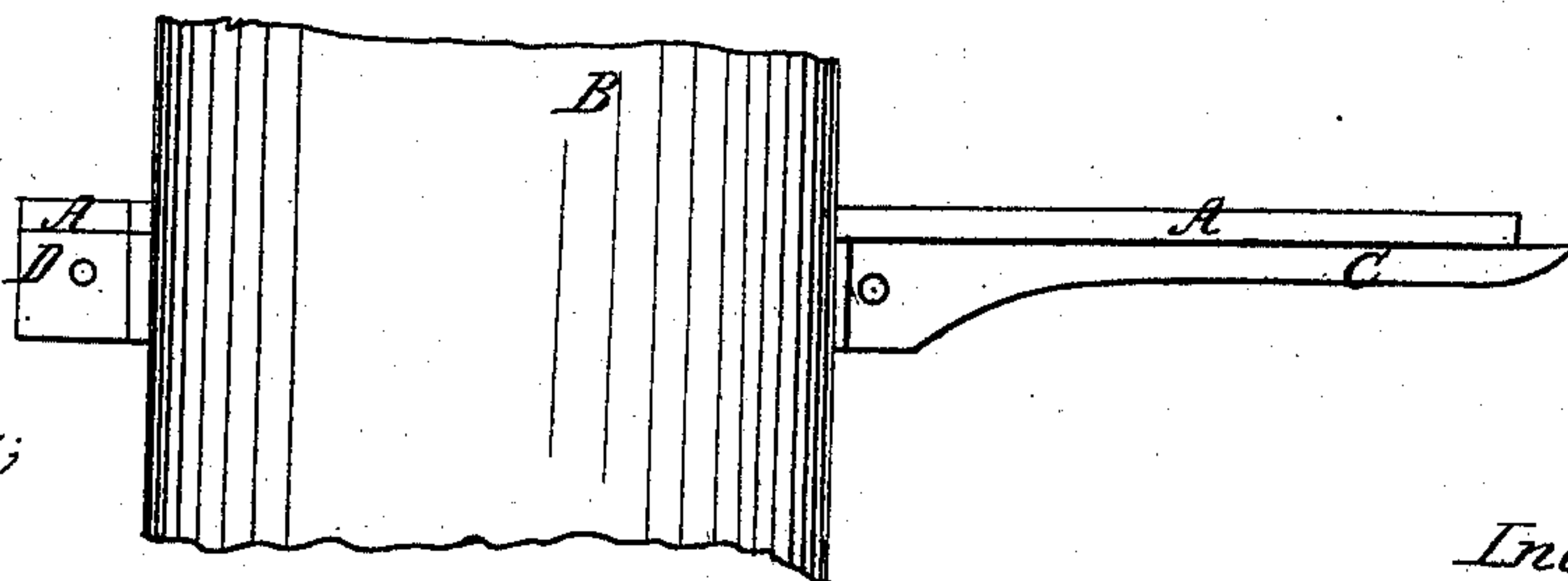


Fig. 3.



Witnesses;
D. W. G. Latta
S. G. G. Latta

Inventor;
O. B. Olmsted

United States Patent Office.

O. B. OLMSTED, OF BELOIT, WISCONSIN.

Letters Patent No. 67,900, dated August 20, 1867.

ADJUSTABLE STOVE-PIPE SHELF.

The Schedule referred to in these Letters Patent and making part of the same.

TO ALL WHOM IT MAY CONCERN:

Be it known that I, O. B. OLMSTED, of the city of Beloit, county of Rock, in the State of Wisconsin, have invented certain new and useful improvements in the construction and arrangement of Shelves to be attached to Stove Pipes; and I do hereby declare that the following is a full and exact description thereof, reference being had to the accompanying drawings, and to the letters of reference marked thereon, and making a part of this specification.

Similar letters of reference indicate like parts in all the figures.

The nature of my invention consists in providing a convenient portable and adjustable shelf, to be attached to stove pipes, on which articles of cookery may be placed to warm, the biscuit and beef-steak may remain and be kept warm for a late dinner, the tea-kettle and coffee-pot warmed thereon; it is convenient to place smoothing-irons on, and many articles of kitchen husbandry may be suspended on the hooks provided at its outer surface, as well as pendent through the perforations made in the disk.

Figure 1 is a perspective view.

Figure 2 is a horizontal sectional view, and

Figure 3 is a similar view taken in the line of C to O, fig. 1.

A is the disk of the shelf, C C are ribs for sustaining the disk, attached to and forming part of the collar K and disk A. The shelf or disk is made in two parts, and secured to the stove pipe by suitable bolts and nuts, which bolts pass through the projections D D of the collar K. By loosening the said bolts the shelf may be raised or lowered at the pleasure of the housekeeper. In like manner also the shelf may be adjusted to the pipes of various sizes. The projections C C, fig. 1, are convenient on which to hang stove implements. This article may be made of cast iron, brass, or sheet metal.

What I claim as my invention, and desire to secure by Letters Patent, is—

1. I claim an improved stove-pipe shelf, A A, constructed of a perforated disk in two parts.
2. In combination with the foregoing I claim the collar K, with the projections D D, as and for the purposes specified.
3. I claim the ribs C C, when the whole is constructed substantially as herein set forth, for the purpose specified.

O. B. OLMSTED.

Witnesses:

D. W. C. CASTLE,

S. G. COLLEY.