

J. E. BLAKE.

Construction of Fire-Arms.

No. 66,072.

Patented June 25, 1867.

Fig: 1.

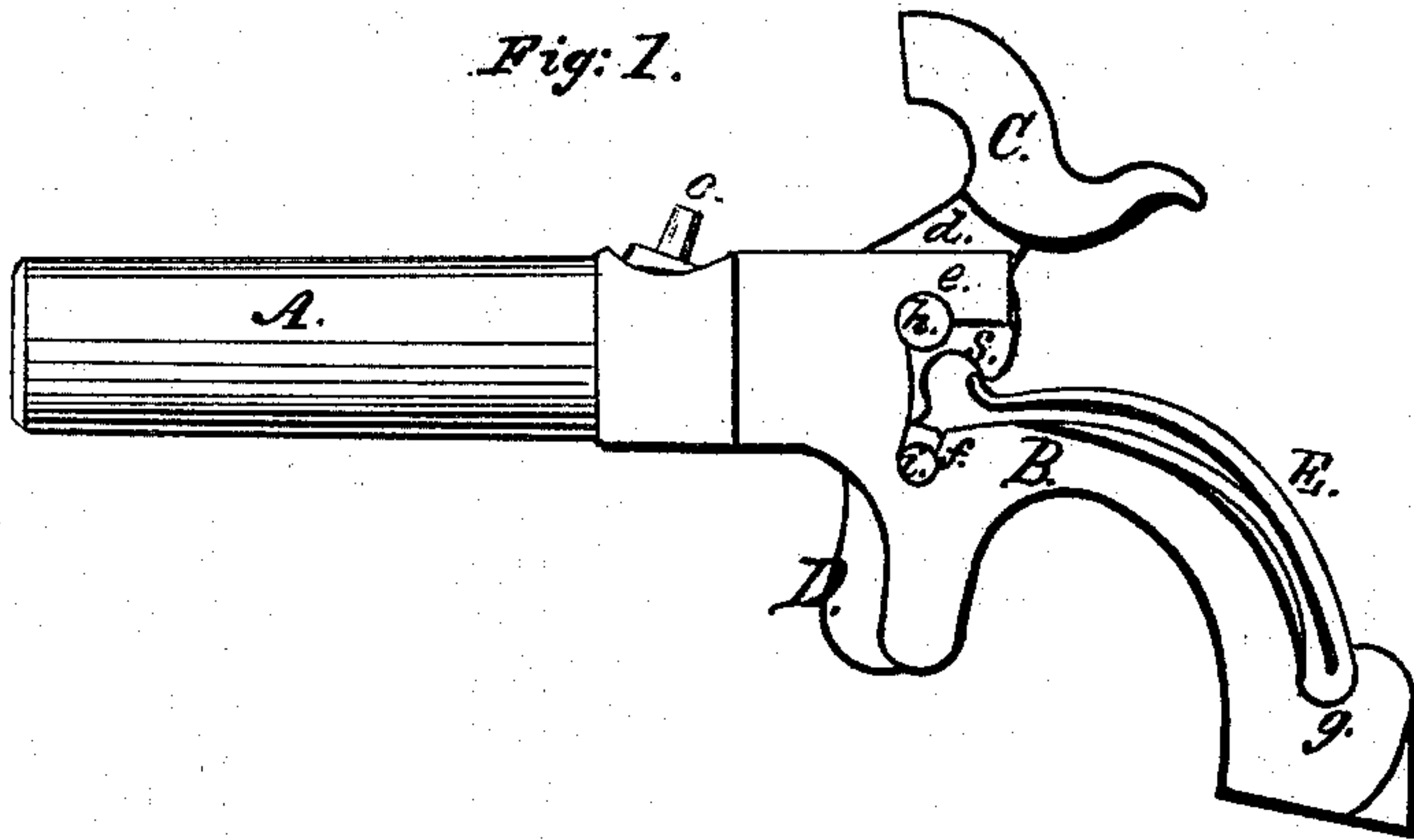


Fig: 2.

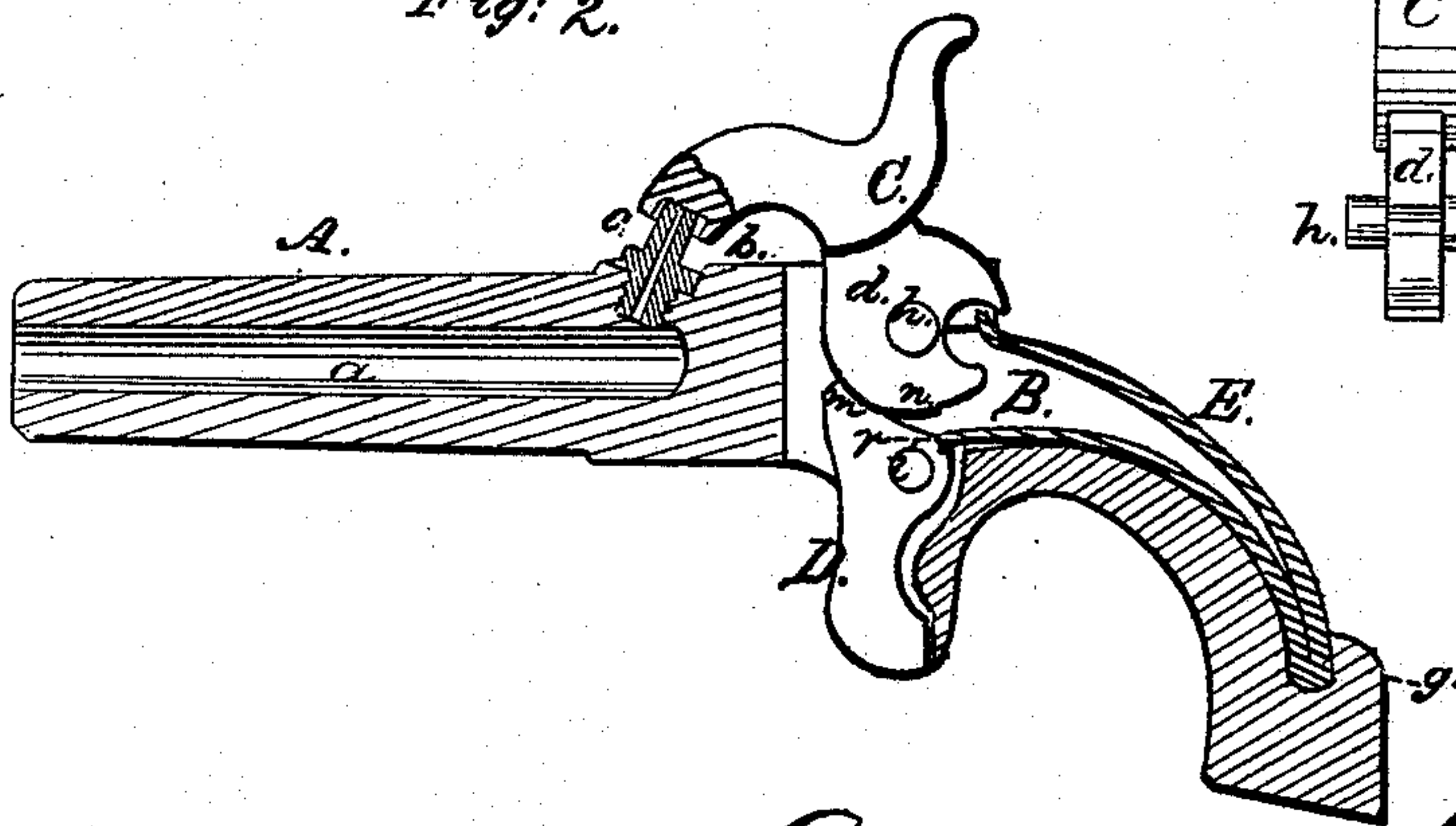


Fig: 3.

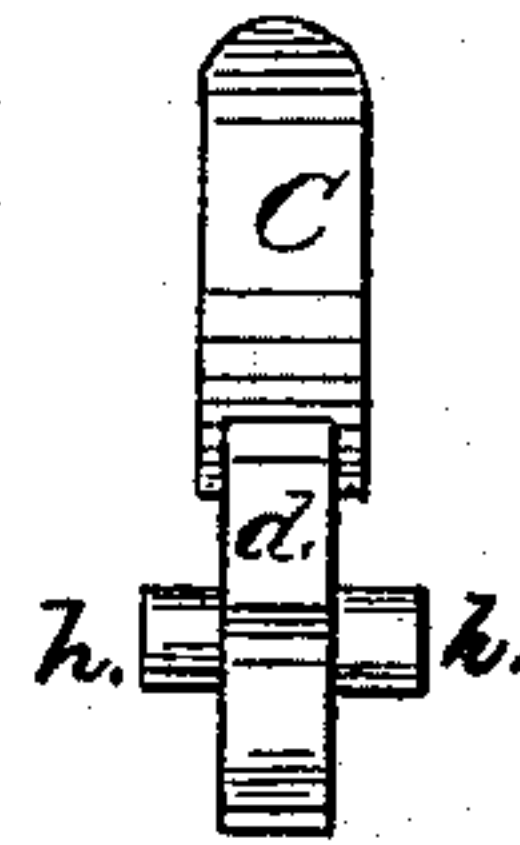
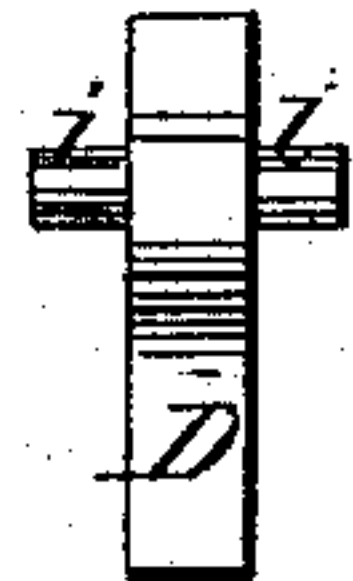


Fig: 4.



Inventor:

John E. Blake
for his Attorneys
Brown & Combs

Witnesses:

J. W. Combs
G. W. Reed

United States Patent Office.

JOHN E. BLAKE, OF NORWICH, CONNECTICUT.

Letters Patent No. 66,072, dated June 25, 1867.

IMPROVEMENT IN THE CONSTRUCTION OF FIRE-ARMS.

The Schedule referred to in these Letters Patent and making part of the same.

TO ALL WHOM IT MAY CONCERN:

Be it known that I, JOHN E. BLAKE, of Norwichtown, in the county of New London, and State of Connecticut, have invented a certain new and useful Improvement in Fire-Arms, of which the following is a full, clear, and exact description, reference being had to the accompanying drawing, forming part of this specification, and in which—

Figure 1 represents a pistol constructed according to my improvement, the stock or handle being removed.

Figure 2, a longitudinal section of the same.

Figure 3, a rear view of the hammer detached; and

Figure 4, a similar view of the trigger.

Like letters indicate like parts throughout the several figures.

My invention has for its object the production of a cheap and simple but efficient fire-arm, the barrel and working parts of which, excepting the spring or springs controlling the hammer and trigger, are or may be made of malleable cast iron, and the barrel and rear frame that extend into the stock preferably cast in one piece; and it consists in a novel construction and arrangement of the bearings to receive the trunnions of the hammer and trigger and the heel of the spring, and thereby to simplify the construction by avoiding much of the labor of fitting up.

Referring to the accompanying drawing, A represents the barrel of a pistol made of malleable cast iron, with its bore, *a*, and, it may be, cone socket, *b*, also formed in the casting, and afterwards finished or made true and the cone socket drilled and tapped for reception of the cone *c*. I prefer, also, to cast with the barrel, so as to form one piece, the rear frame, B, that projects into the stock or handle of the arm. This frame B has formed in it slots for the reception of the tongue *d* of the hammer C, and for insertion of the trigger D, also notches *e* and *f* to receive and hold the hammer and trigger trunnions, as well as a notch, *g*, in the rear, for retention of a double-leafed spring, E, made to control both the hammer and trigger. The hammer is made with trunnions, *h*, arranged to fit the notches *e* in the frame, also the trigger with trunnions *i*, fitting the similar-formed notches *f*, both of said notches being duplicated, that is, one on either side of the slots in the frame, to receive the two trunnions of the hammer and trigger, which may, by this construction, both be slipped to their places and hung without drilling to form bearings for them. Made of malleable cast iron, these several parts, however, before fitting them as described, should be cleaned by immersing them in a suitable pickle or bath, as well understood by foundrymen and others. The hammer-tongue and upper arm of the trigger are thus hung to work in juxtaposition, the one within or over the other, and are formed with locking-lips, *m* *n*, to effect their gear when the hammer is cocked. Resting on the frame, and fitting a notch, *g*, in the rear, is a double-leafed spring, E, the one front end of which rests on a step, *r*, in the trigger, while its other front end projects into a recess, *s*, of the hammer or its tongue. The spring thus constructed and arranged, and which may be fitted to its place in a loose or detachable manner, serves, firstly, to hold both the hammer and trigger to their places, and so that their trunnions are restrained from working out of their notches in the frame; and secondly, serves alike to shoot the hammer when released from its hold by the trigger, and to adjust the trigger to its proper position to establish a gear or lock with the hammer when the hammer is cocked, by the hammer acting on the spring to raise the lip *m* of the trigger, also said spring serving generally to control the hammer and trigger, including keeping on cock the hammer till the latter is released by pulling on the trigger. A pistol or other fire-arm thus constructed, may, especially if the parts be made of malleable cast metal, as described, be manufactured at a trifling cost, and such construction is both simple and efficient, with but little or no liability of the parts to get out of order.

What I claim as my invention, and desire to secure by Letters Patent, is—

The fire-arm constructed as described, and provided with notches *e*, *f*, and *g*, in the stock, arranged in relation with each other to form the bearings for the trunnions of the hammer and trigger, and for the heel of the spring, as shown and described.

JOHN E. BLAKE.

Witnesses:

JOHN H. VICKER,
N. P. BISHOP.