

G. H. Lupton, Swing.

N^o 63,911.

Patented Apr. 16, 1867.

Fig. 3.

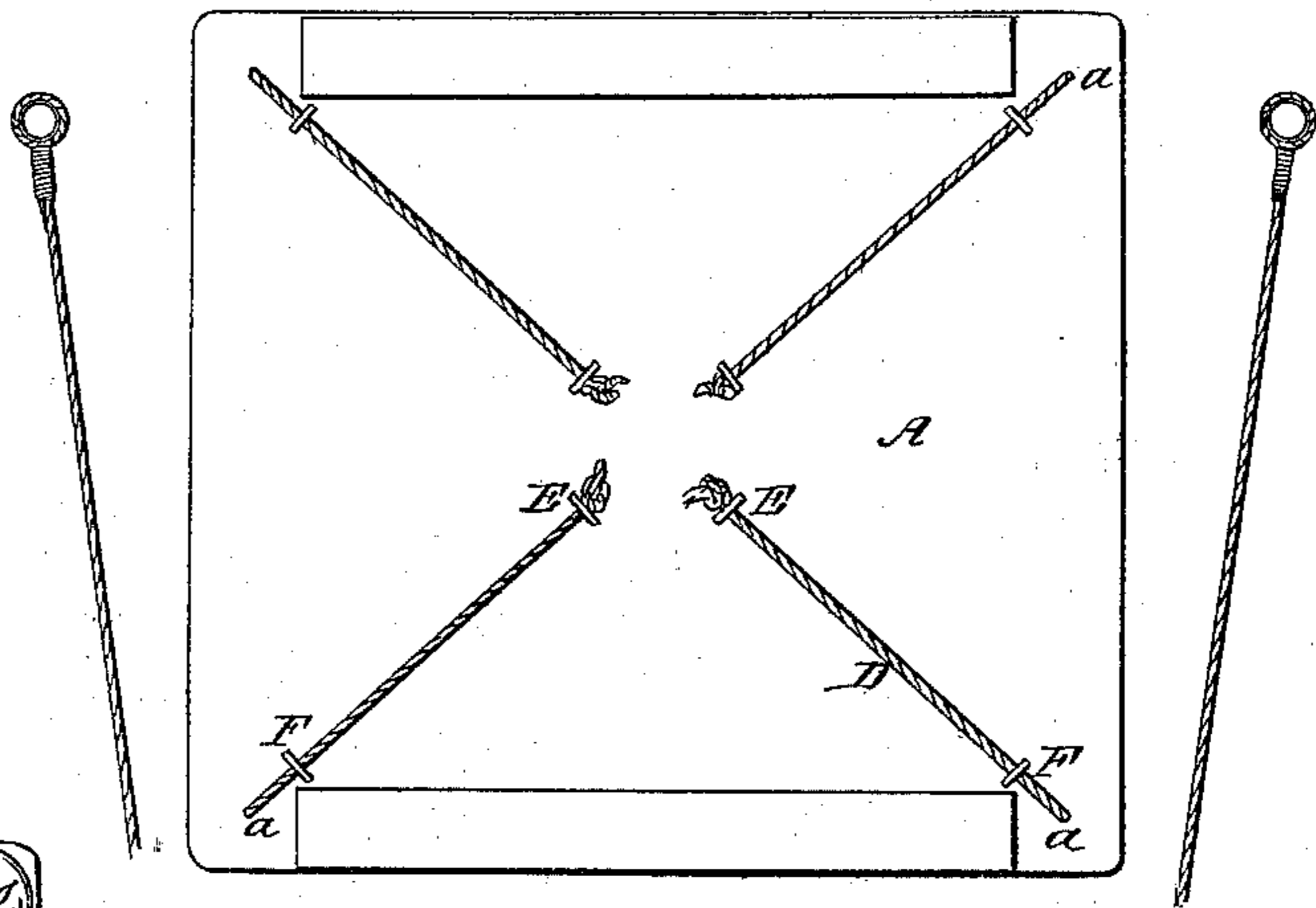


Fig. 1.

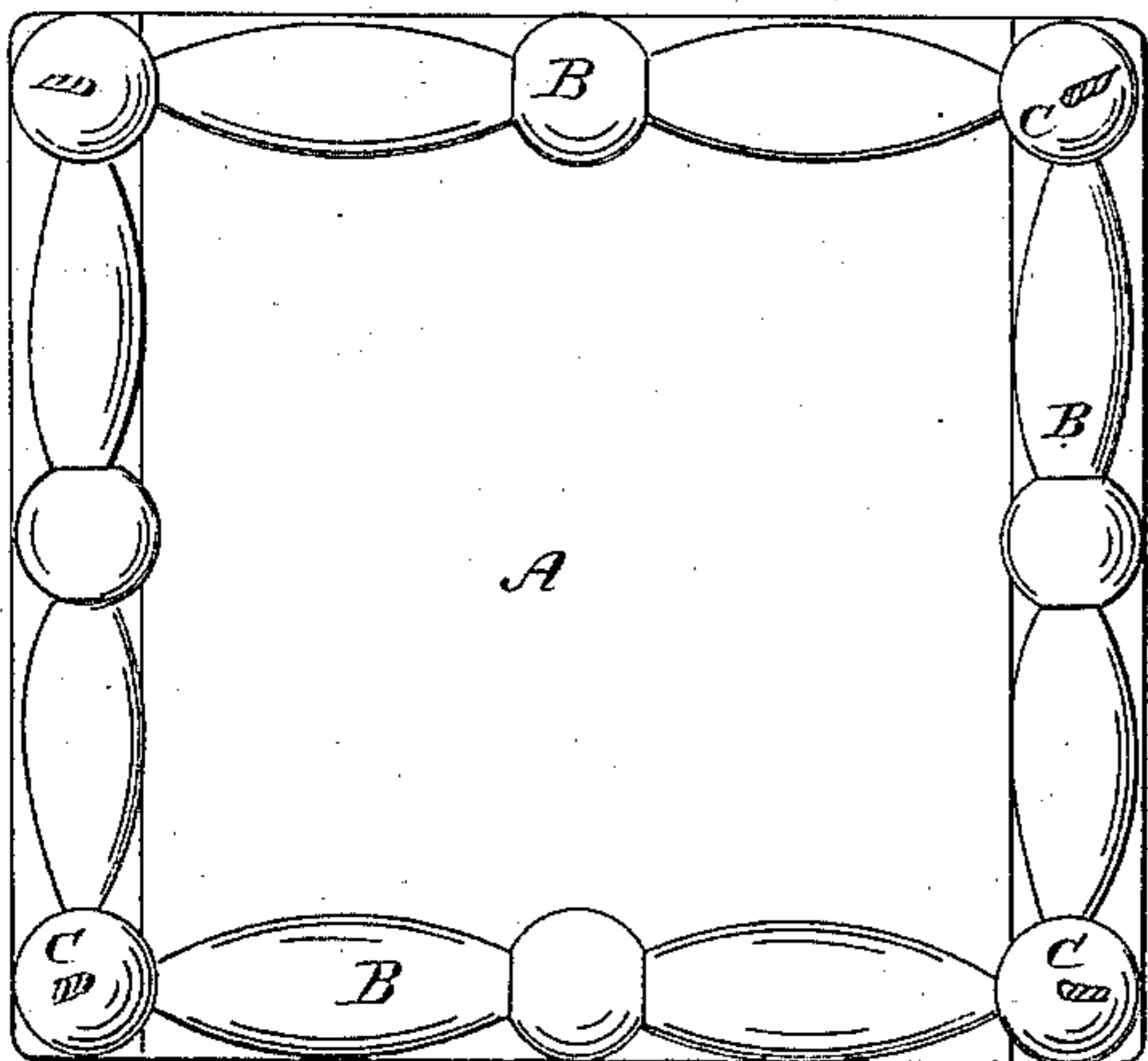
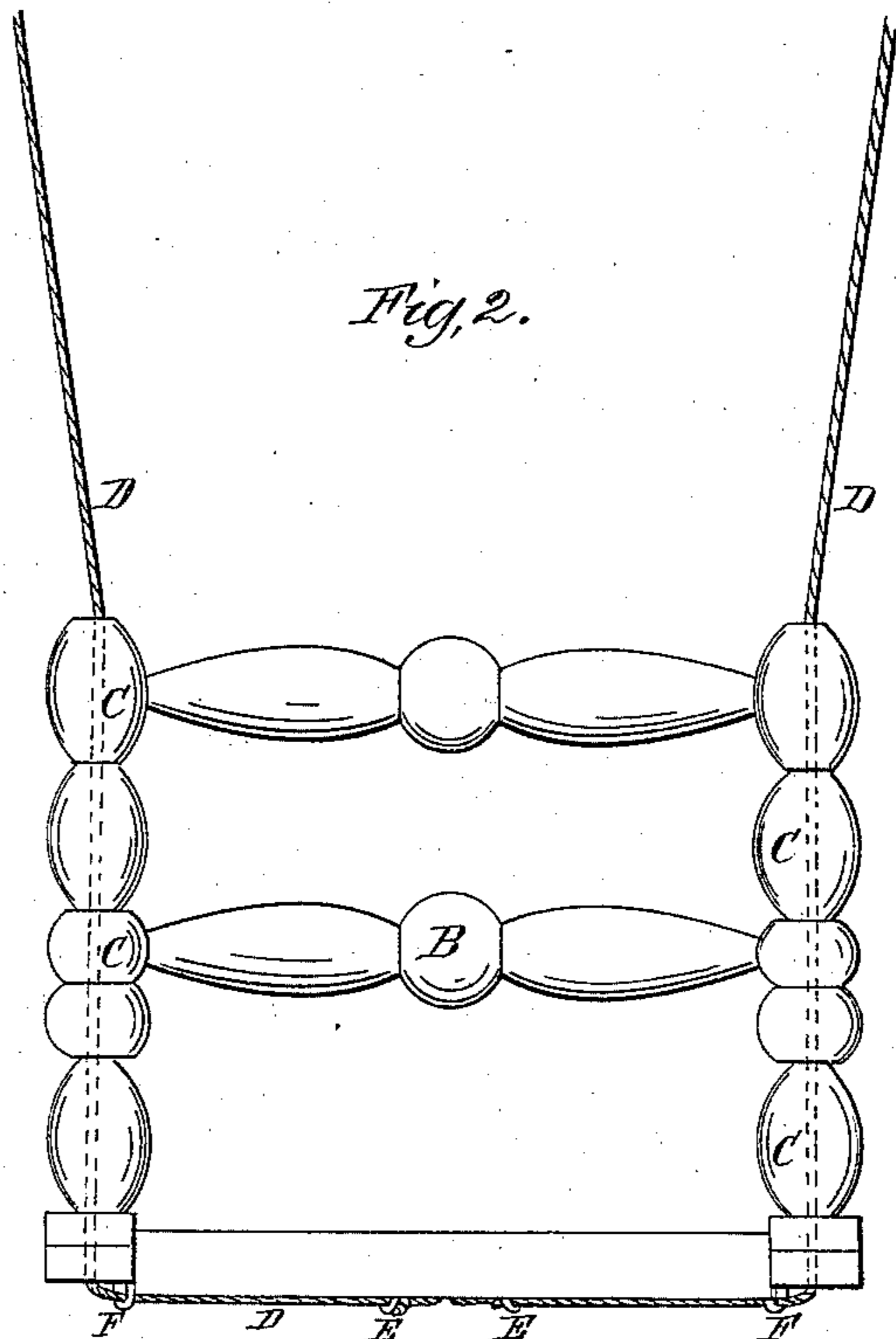


Fig. 2.



Witnesses.

W. H. Burridge

Frank Alden.

Inventor:

George H. Lupton.

United States Patent Office

GEORGE H. LUPTON, OF CLEVELAND, OHIO.

Letters Patent No. 63,911, dated April 16, 1867.

IMPROVEMENT IN SWINGS.

The Schedule referred to in these Letters Patent and making part of the same.

TO ALL WHOM IT MAY CONCERN:

Be it known that I, GEORGE H. LUPTON, of Cleveland, in the county of Cuyahoga, and State of Ohio, have invented certain new and useful Improvements in Swings; and I do hereby declare that the following is a full and complete description of the same, reference being had to the accompanying drawings, making a part of this specification, in which—

Figure 1 is a top view of the swing.

Figure 2 is a side view.

Figure 3 is an underside view.

The nature of my improvement relates to a swing, the sides of which consist of adjustable bars or rods connected with the ropes, which may be raised to admit the child being placed upon the seat, and then lowered to prevent the child falling out when swinging.

Like letters of reference refer to like parts in the different views.

A, fig. 1, represents the seat of the swing; B the bars or rods; C the heads or slides; D the ropes by which the swing is suspended, and E F, figs. 2 and 3, small loops or eyes by which the ropes are fastened to the seat. The bars B are movable, as also are the heads C; these heads can be attached to the bars or not as desired. They can be separate and placed between them. They are designed for the purpose of sliding up on the ropes for convenience in placing the child within, when they can be slid down in place again. The ropes are fastened to the seat by passing them through the eyes E F, there being knots in the ends at E, which prevent them drawing through. They are then passed through the holes *a a* of the seat and heads C, and suspended above. When desired to elevate the seat, the ropes can be pulled out at E and knots tied as far up as desired. The seat can be covered with a cushion or anything suitable.

What I claim as my improvement, and desire to secure by Letters Patent, is—

The cross-bars B, heads C, in connection with the seat and swing ropes, substantially as and for the purpose set forth.

GEORGE H. LUPTON.

Witnesses:

W. H. BURRIDGE,

E. E. WAITE.