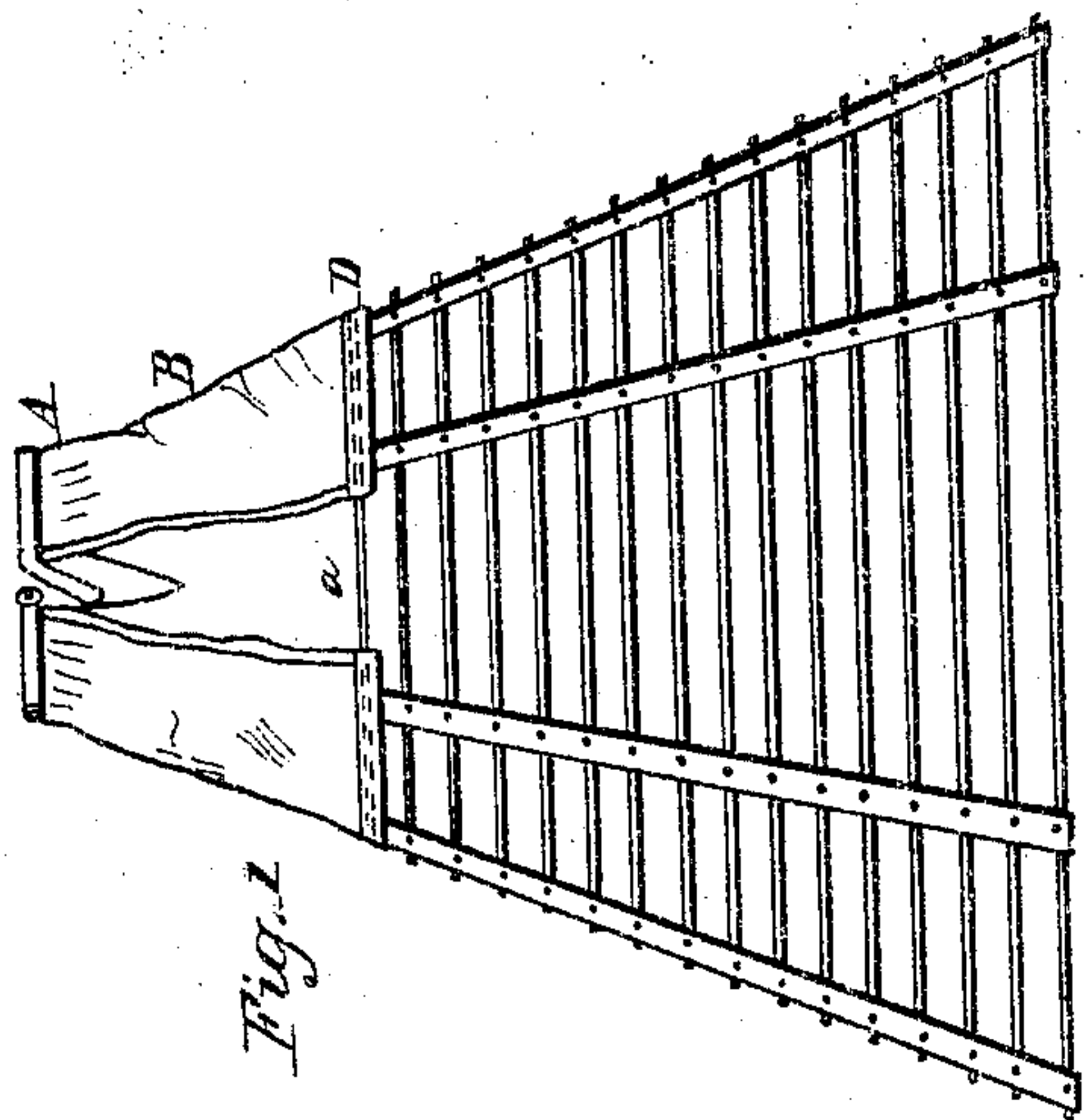

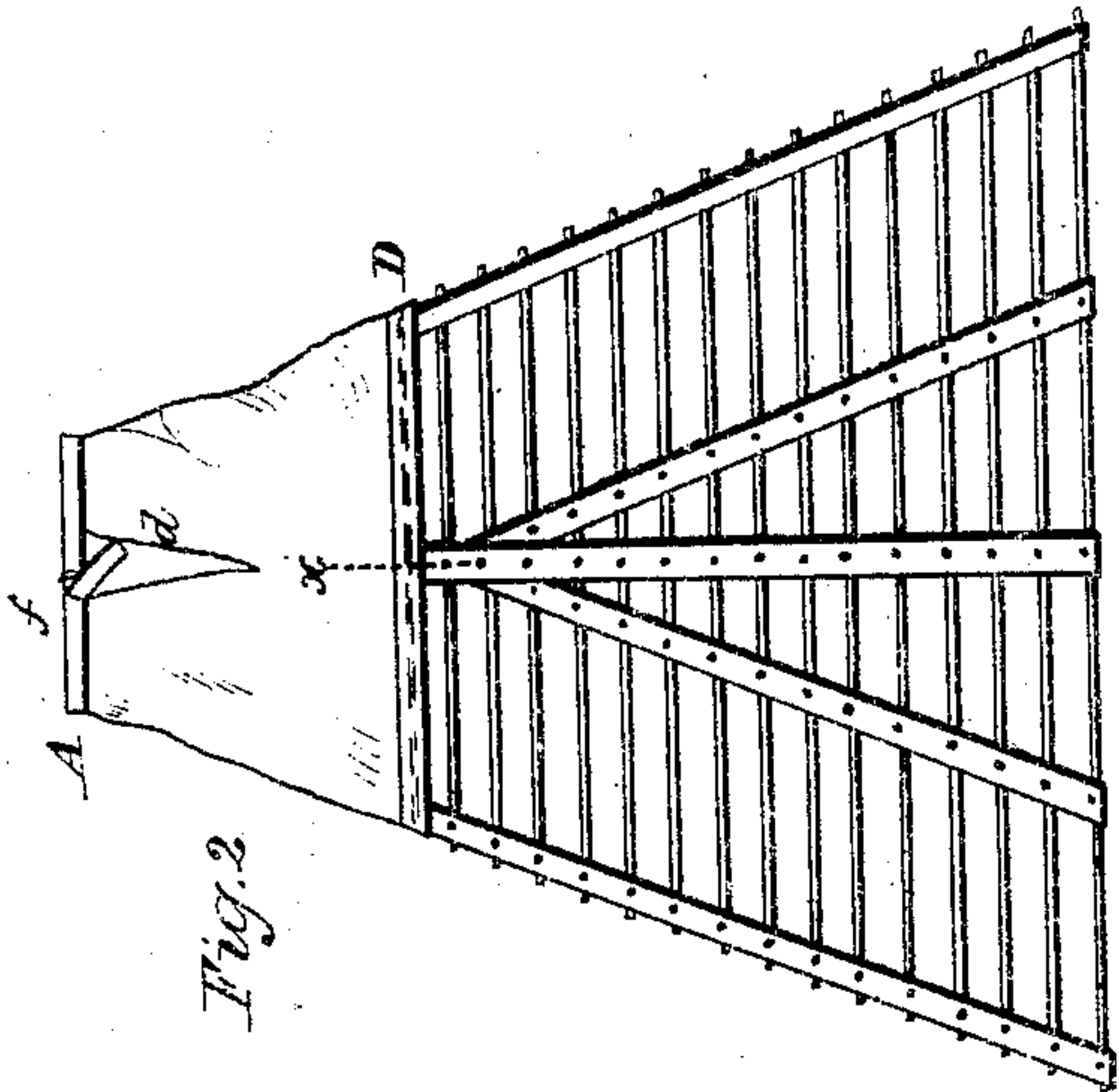


C. Daniels.

Hoop Skirt.

N^o 63366

Patented Apr. 2, 1867.



Witnesses
John H. Summay
A. J. Libbitts

Inventor
Charles Daniels.
BY HIS ATTORNEY
John E. Earle

United States Patent Office.

CHARLES DANIELS, OF BIRMINGHAM, CONNECTICUT.

Letters Patent No. 63,366, dated April 2, 1867.

IMPROVEMENT IN HOOP SKIRTS.

The Schedule referred to in these Letters Patent and making part of the same.

TO ALL WHOM IT MAY CONCERN:

Be it known that I, CHARLES DANIELS, of Birmingham, in the county of New Haven, and State of Connecticut, have invented a new Improvement in Hoop Skirts; and I do hereby declare the following, when taken in connection with the accompanying drawings and the letters of reference marked thereon, to be a full, clear, and exact description of the same, and which said drawings constitute part of this specification, and represent, in—

Figure 1, a front view.

Figure 2, a rear view; and in

Figure 3, a vertical section on line *x* enlarged.

This invention relates to a peculiar construction of the upper portion of the skirt, whereby it is made adjustable and at the same time prevents the "catching up" of the skirt when the wearer rises from sitting; and consists in forming the upper portion of the skirt from a fabricated material, and adjustable both upon the front and rear, or upon the two sides, so that the same skirt is adapted to different-sized persons.

To enable others to construct and use my improvement, I will proceed to describe the same as illustrated in the accompanying drawings.

A is the band; B the upper portion of the skirt, formed from any fabricated material and stitched to the band, and extending one-third of the way down, more or less, to a hoop, *a*. From this point down the skirt is formed in the usual manner. The upper or fabricated portion of the skirt is provided with an opening, *d*, and the band at that point arranged with an adjustable slide, *f*, so that the band may be lengthened to any desired extent, as seen in fig. 2. In front the band is provided with a buckle or other convenience for clasping the band around the body, as seen in fig. 1. The fabricated portion of the skirt is stitched to the band, and is secured to the hoop *a*, as seen in fig. 3, the hoop being denoted in solid black, the tape in red, the fabricated portion B is laid upon one side of the hoop and tape, (the hoop passing through the pocket in the tape in the usual manner,) and upon the opposite side of the hoop a binding, D, is placed and stitched through the said binding, tape, and fabric, as at *b*; thus the two portions of the skirt are firmly secured together. If preferred two adjustable openings may be made, one upon either side of the upper portion of the skirt, but I prefer the opening in the rear, as described. By this construction the hoops serve the full purpose of expanding the skirts, while the upper portion, being flexible, is not liable to be caught up when the wearer sits, as do the upper hoops in skirts of common construction, and the weight of the skirt is very much reduced.

Having thus fully described my invention, what I claim as new and useful, and desire to secure by Letters Patent, is—

The combination of the fabricated part B, with the hoops below, when made adjustable, substantially in the manner specified.

CHARLES DANIELS.

Witnesses:

ROBERT MAY,
A. J. TIBBITS.