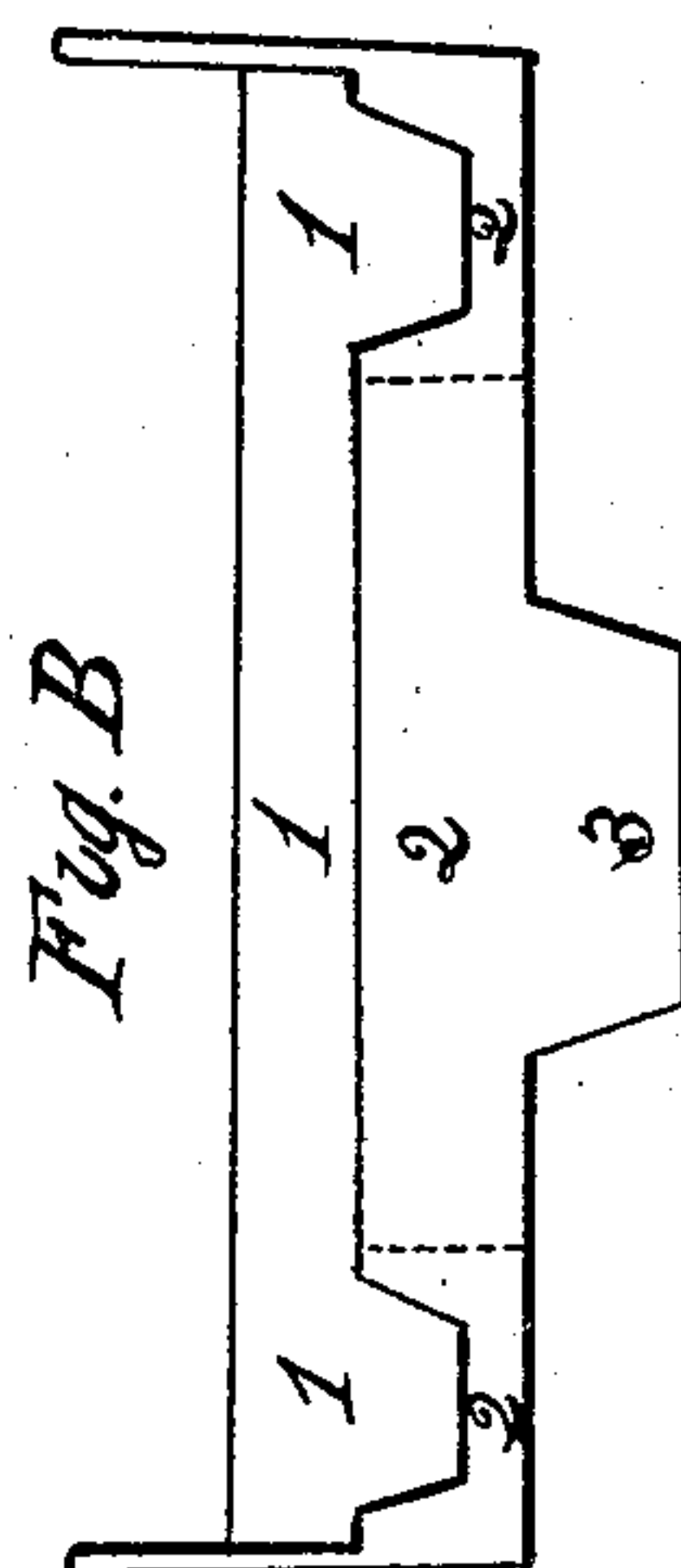
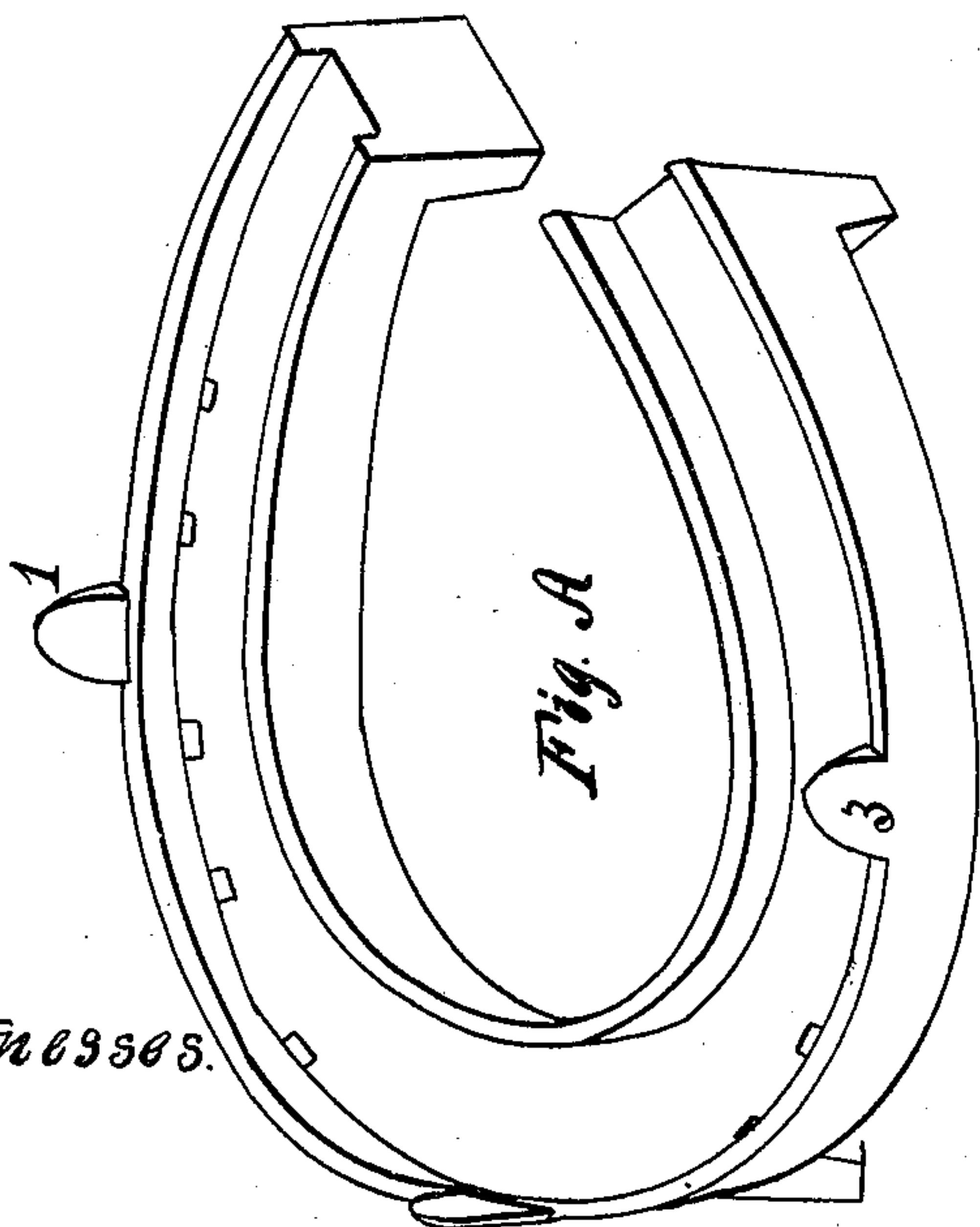
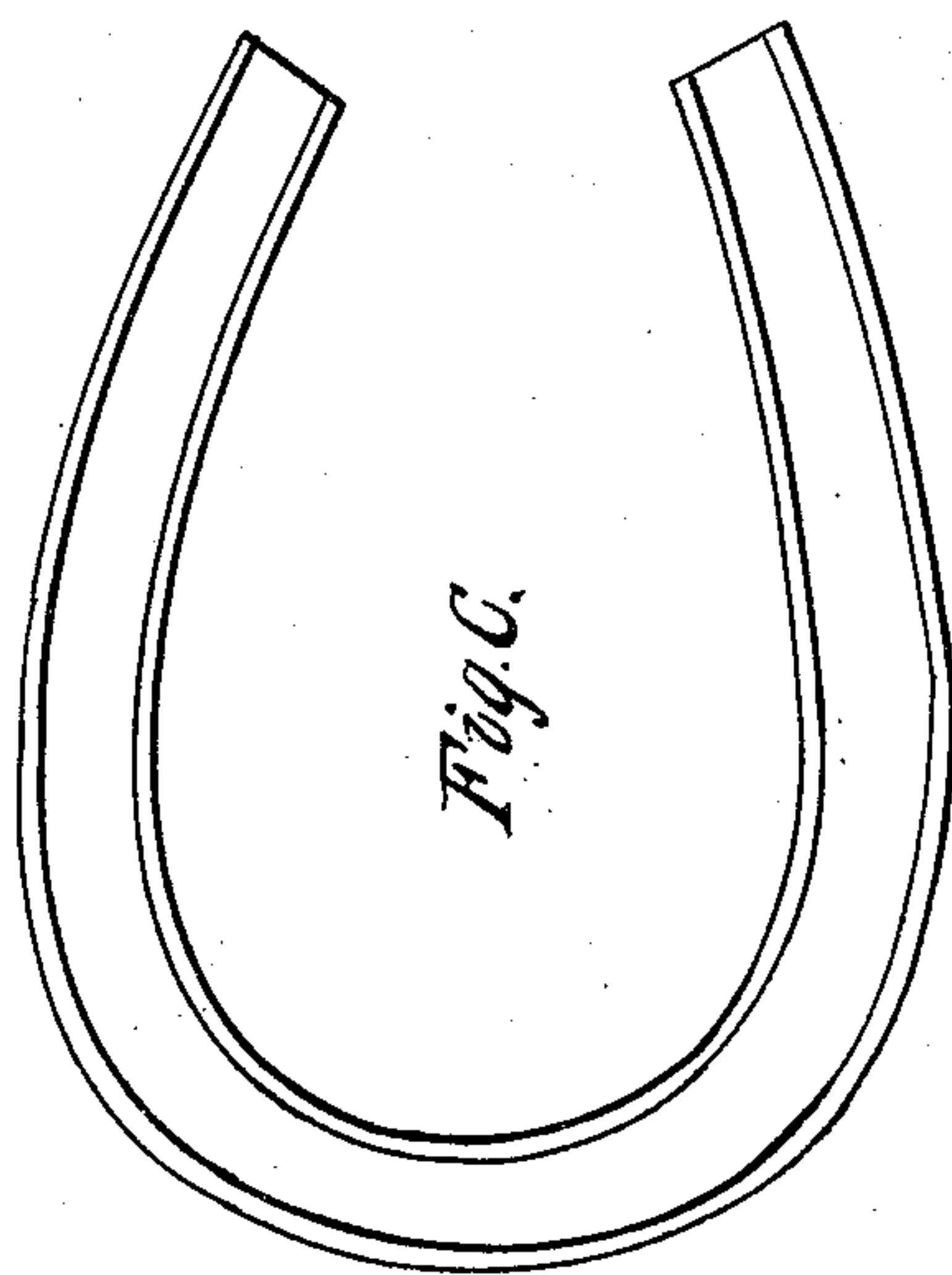
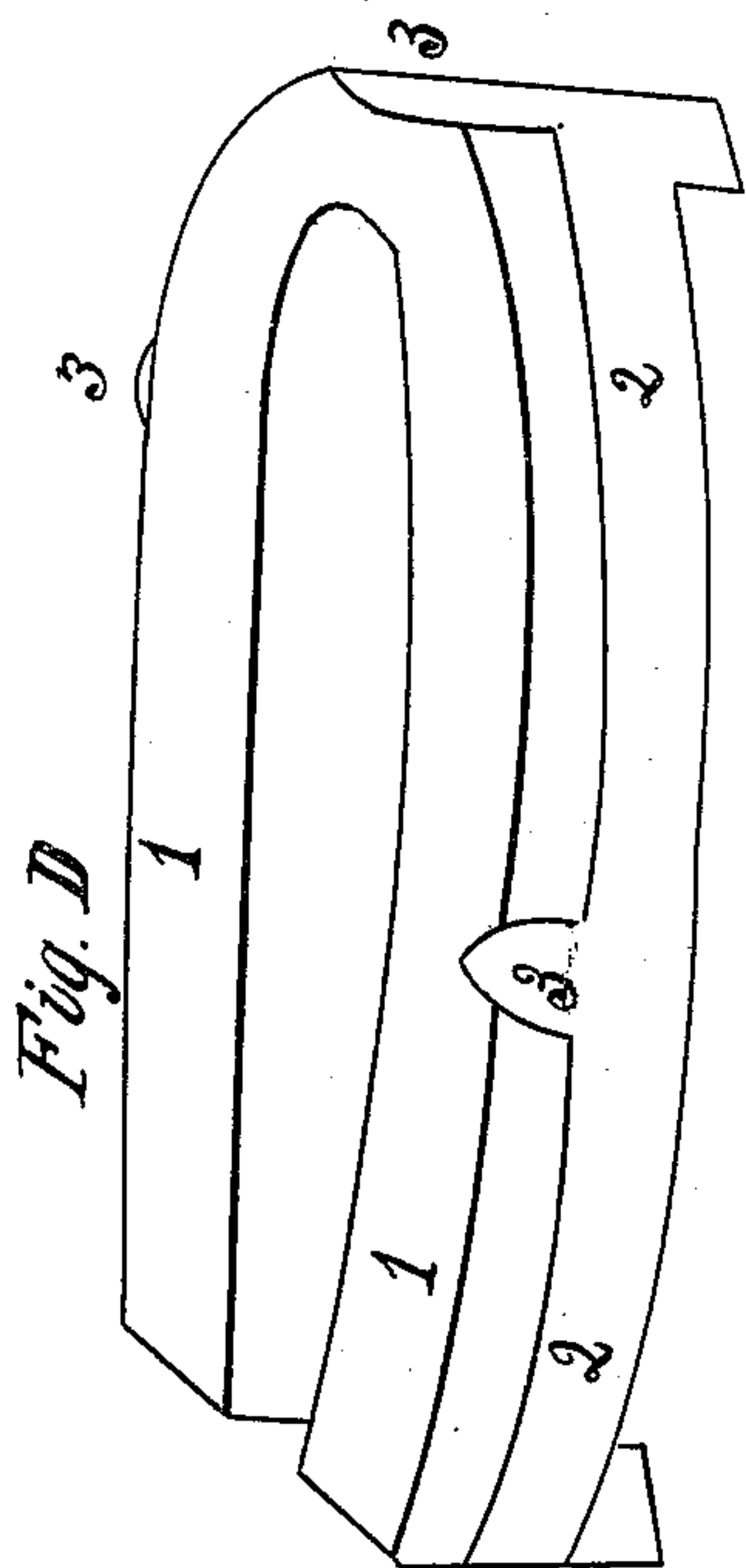


D. L. McDONELL.
HORSESHOE.

No. 62,867.

Patented Mar. 12, 1867.



Witnesses.

Inventor

Robt H. Brown
James S. McDonell

Dwight L. McDonell

United States Patent Office.

DONALD L. McDONELL, OF DETROIT, MICHIGAN.

Letters Patent No. 62,867, dated March 12, 1867.

IMPROVEMENT IN HORSE-SHOES.

The Schedule referred to in these Letters Patent and making part of the same.

TO ALL WHOM IT MAY CONCERN:

Be it known that I, DONALD L. McDONELL, of the city of Detroit, county of Wayne, in the State of Michigan, have invented a new and improved Horse-Shoe; and I do declare that the following is a full and exact description thereof, reference being had to the accompanying drawings and letters of reference marked thereon.

The nature of my invention consists of having a vulcanized India-rubber upper attached to the ordinary iron shoe, so as to protect the foot from concussion and other injury; and I do hereby declare that the following is a full, clear, and exact description of the construction and operation of the same, reference being had to the annexed drawings, making a part of this specification, in which—

Figure A represents the lower iron shoe, grooved so as to admit the vulcanized rubber upper, with the three clamps or braces, viz, 1, 2, and 3, which are designed to prevent any displacement or oscillation of the vulcanized rubber upper or lower iron shoe.

Figure B represents a front view of the shoe with vulcanized rubber upper attached, 1 1 1 represent the rubber upper, 2 2 2 represent the lower iron shoe, and 3 the calk.

Figure C represents the vulcanized rubber upper unattached, and so shaped as to exactly fit and correspond to the grooves in the iron shoe represented by fig. A, with the exception of a slight vacuum on the outer and inner rim of the shoe, so as to give additional elasticity.

Figure D represents the shoe complete, with the rubber upper attached, ready for use. 1 1 represent the vulcanized rubber upper, 2 2 represent the lower iron shoe, and 3 3 3 represent the clamps or braces, more fully shown in fig. A.

The said vulcanized rubber upper is to be firmly attached to the iron shoe, first, by means of the said clamps or braces, 1, 2, and 3, in fig. A; second, by the nails usually employed to fasten shoes to the foot, which nails are, however, to be of sufficient length to penetrate the said vulcanized rubber upper, also the hoof, and clinched in the usual way, so as to firmly secure the whole to the foot.

What is claimed to be covered by this petition and specification, is—

I claim the combination of the iron shoe, having a continuous groove in its upper surface and spurs projecting upwardly therefrom, with the elastic shoe, having a continuous tongue fitting said groove, all constructed and arranged as described.

DONALD L. McDONELL.

Witnesses:

ROB'T H. BROWN,

FRANCES S. McDONELL.