


A. BENNETT.  
HOOK AND EYE.

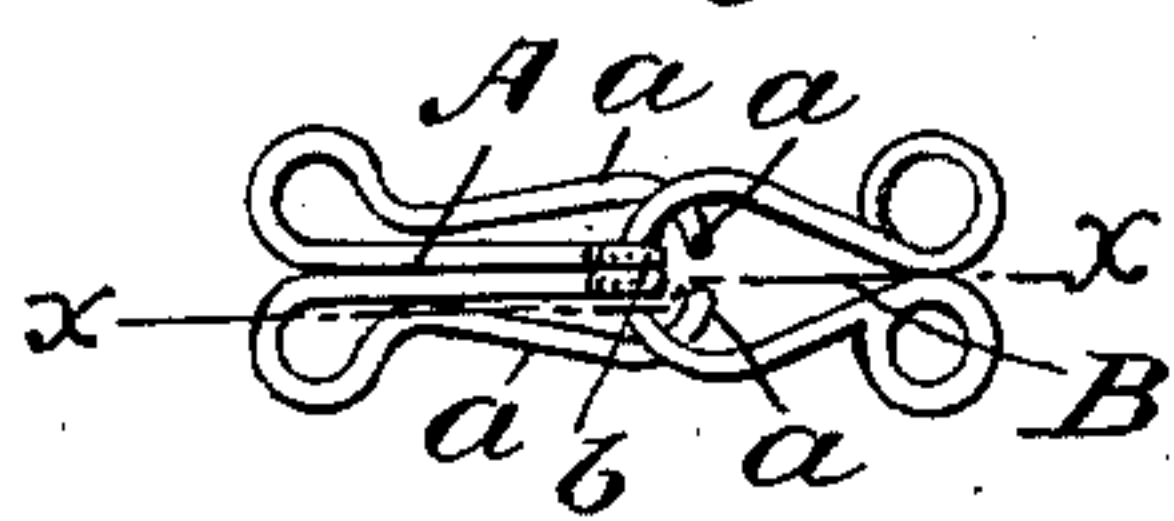
No. 61,989.

Patented Feb. 12, 1867.

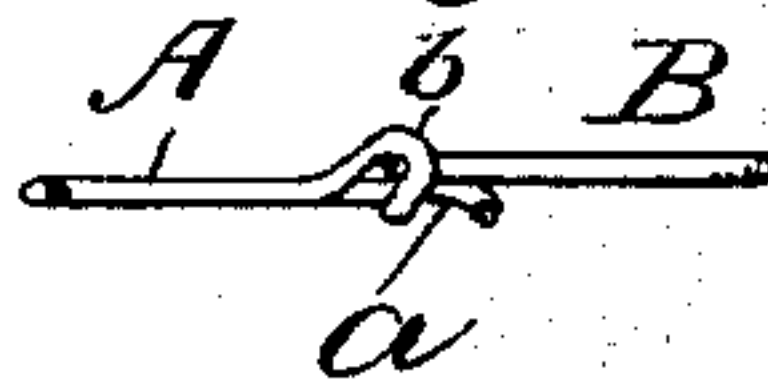
*Fig. 1*



*Fig. 2.*



*Fig. 3.*



Witnesses.  
Thos Tusch  
J. A. Service

Inventor.  
A. Bennett  
Per Myrnes  
Attorneys

# United States Patent Office.

ANDREW BENNETT, OF BROOKLYN, NEW YORK, ASSIGNOR TO HIMSELF  
AND JOSEPH OECHLER, OF SAME PLACE.

*Letters Patent No. 61,989, dated February 12, 1867.*

## IMPROVEMENT IN HOOKS AND EYES.

*The Schedule referred to in these Letters Patent and making part of the same.*

### TO ALL WHOM IT MAY CONCERN:

Be it known that I, ANDREW BENNETT, of the city of Brooklyn, in the county of Kings, and State of New York, have invented a new and improved Dress Hook; and I do hereby declare that the following is a full, clear, and exact description thereof, which will enable others skilled in the art to make and use the same, reference being had to the accompanying drawings forming a part of this specification, in which—

Figure 1 is a perspective view of my invention.

Figure 2 is a plan or top view of the same.

Figure 3 is a central sectional view of the same taken on the line *x x*, fig. 1.

This invention relates to such a construction of a dress hook which is frequently used on ladies' dresses, and for other purposes, so that the same cannot be spontaneously disengaged from the eye, while it should not require much more than the usual force to unhook the same, if required. The invention consists in the use of a spring which is formed by an extension of the wire of which the hook is made, whereby the aforesaid results may be obtained.

A represents a dress hook made of metal wire in the usual form and shape. Each end of the wire from which the hook is made is, instead of being cut off at the loop as usual, continued back again, as shown in the drawings, so as to form side wires, *a a*, which almost come together in front of the bill *b* of the hook, as shown in figs. 1 and 2. In order to introduce or unhook the eye *B*, the front portion of the same must be pressed upon the ends of the springs *a a*, so that it can pass around the end of the bill *b*. This bill is rather shorter but more sharply bent than usual, (see fig. 3,) as otherwise the springs would be either too short or could not be depressed easy enough for hooking or unhooking.

Having thus described my invention, I claim as new, and desire to secure by Letters Patent, as an improved article of manufacture—

A hook *A*, provided with side springs *a a*, substantially as and for the purpose herein shown and described:

ANDREW BENNETT.

Witnesses:

WM. F. McNAMARA,

ALEX. F. ROBERTS.