

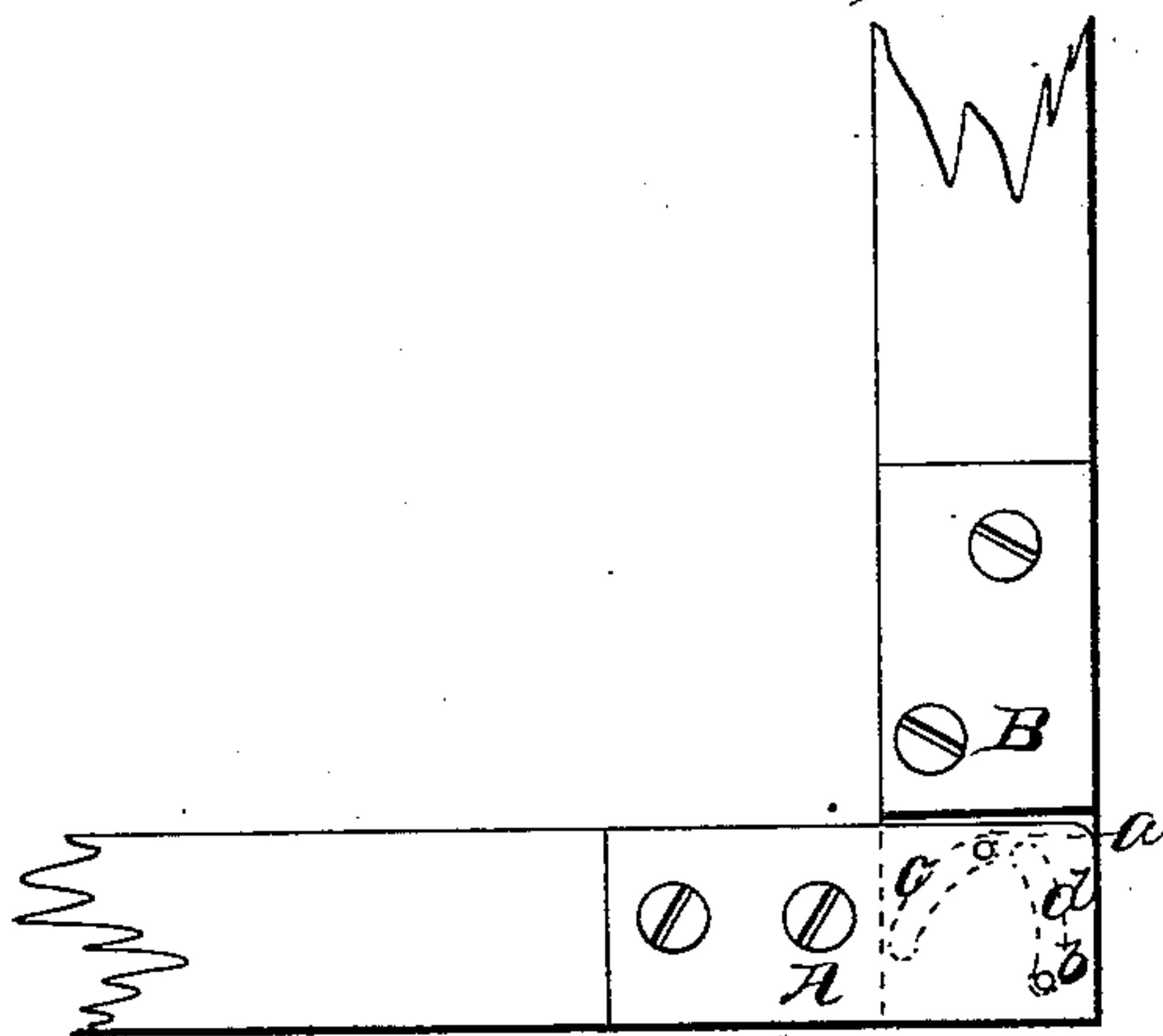
*J. Schaefer,*

*Hinge.*

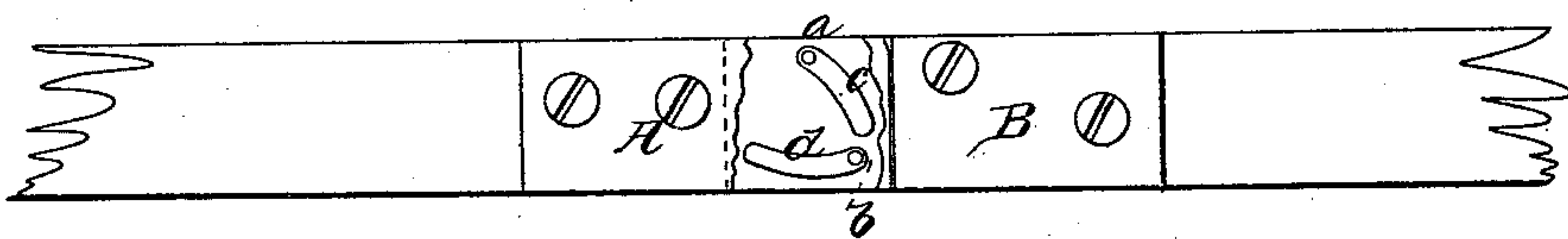
*N<sup>o</sup> 61766.*

*Patented Feb. 5, 1867.*

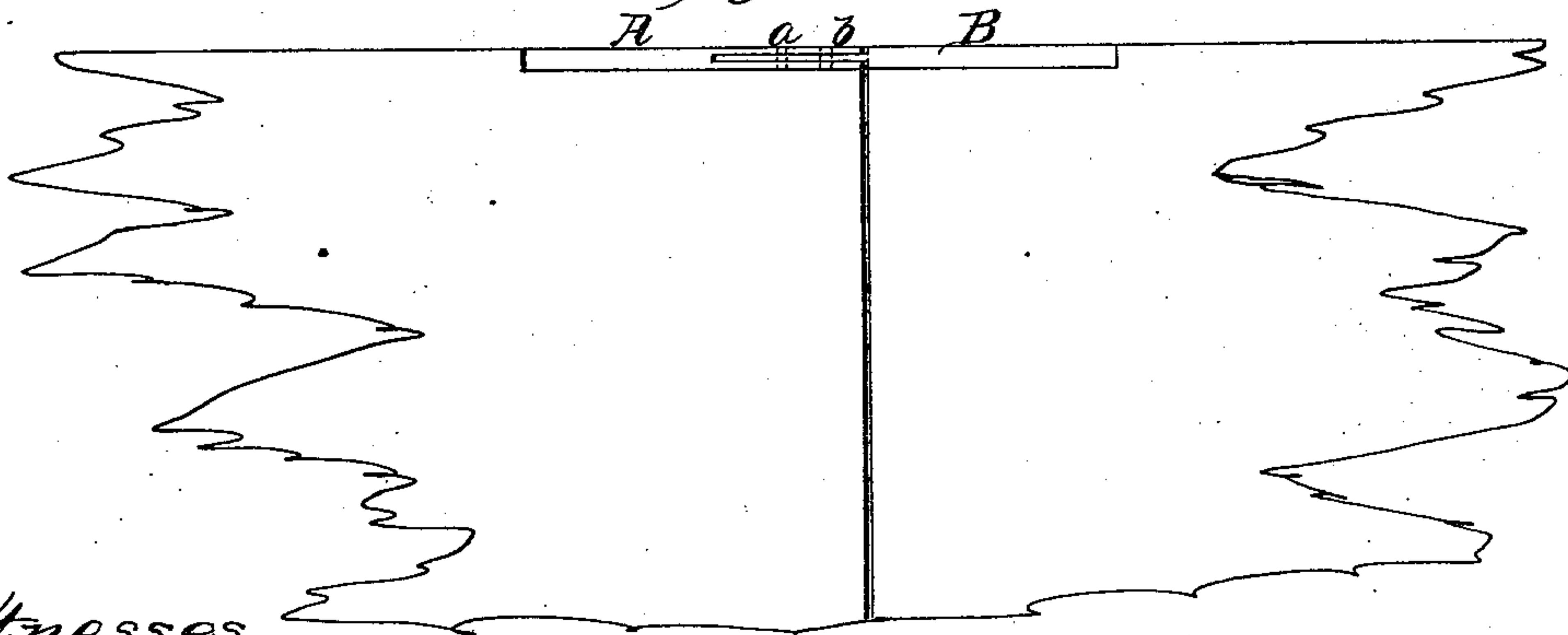
*Fig 1.*



*Fig 2.*



*Fig 3.*



*Witnesses.*

*J. M. Blomington*  
*Wm. Green*

*Inventor.*  
*Joseph Schaefer*

# United States Patent Office.

JOSEPH SCHAFER, OF NEW YORK, N. Y., ASSIGNOR TO HIMSELF AND  
GEORGE HEYDT, OF THE SAME PLACE.

*Letters Patent No. 61,766, dated February 5, 1867; antedated January 27, 1867.*

## IMPROVEMENT IN HINGES.

The Schedule referred to in these Letters Patent and making part of the same.

### TO ALL WHOM IT MAY CONCERN:

Be it known that I, GEORGE SCHAFER, of the city, county, and State of New York, have invented a new and improved Hinge; and I do hereby declare that the following is a full, clear, and exact description of same, which will enable others skilled in the art to make and use the same, reference being had to the accompanying drawings, forming part of this specification, in which—

Figure 1 represents a side elevation of my hinge when the same is turned at right angles.

Figure 2 is a similar view of the same in a rectilinear position.

Figure 3 is a plan or top view of the same.

Similar letters of reference indicate like parts.

This invention relates to a hinge which when attached to the square ends of two pieces of board, or other material, allows of turning said piece from a rectilinear to a rectangular position, and *vice versa*, without permitting the joint to open during the entire operation, and thereby a hinge is obtained which is of very great convenience for folding tables and other articles.

My hinge consists of two parts, A B, one of which is provided with a groove and the other with a corresponding tongue fitting into said groove, as clearly shown in fig. 3 of the drawing. The ends of both parts, A B, of my hinge are square, and so are the shoulders formed at the inner end of the tongue, and the two parts are united by two pins *a b* which travel in segmental slots *c d*. The pins are fastened in the jaws of the grooved piece A, and the slots are made in the tongue, and they are situated and curved in such a manner that when the hinge is in a rectilinear position, as shown in fig. 2, the pin *a* occupies the top of the slot *c* and the pin *b* the outer end of the slot *d*, and in turning the hinge from a rectilinear to a rectangular position the slot *d* swings past the pin *a*, forming the fulcrum until the inner end thereof strikes the pin *b*, then the pin *b* forms the fulcrum and the slot *c* swings until its bottom end strikes the pin *a*, and the slots and pins come from the position shown in fig. 2 to that shown in fig. 1. During this motion of the hinge the square ends of the part A travel close to the shoulders at the inner ends of the tongue of the part B, and if the hinge is secured to the square end of the two parts of a table, for instance, said table can be folded and unfolded without opening the joint during the entire motion. This hinge is applicable to all kinds of work in which two parts are fitted together with square ends and where it is desirable to have said two parts fold and unfold without opening the joint.

What I claim as new, and desire to secure by Letters Patent, is—

A hinge composed of two parts A B, which are united by pins *a b* and slots *c d*, and otherwise constructed and operating substantially as and for the purpose described.

JOSEPH SCHAFER.

Witnesses:

M. M. LIVINGSTON,

ALEX. F. ROBERTS.