

J. H. Ryan

Mirror

N^o 61,635.

Patented Jan. 29, 1867.

Fig. 4.



Fig. 3.

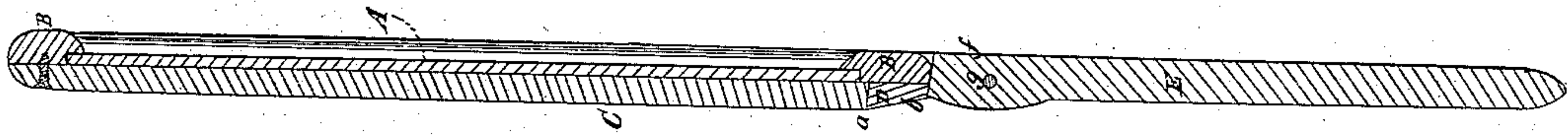


Fig. 2.

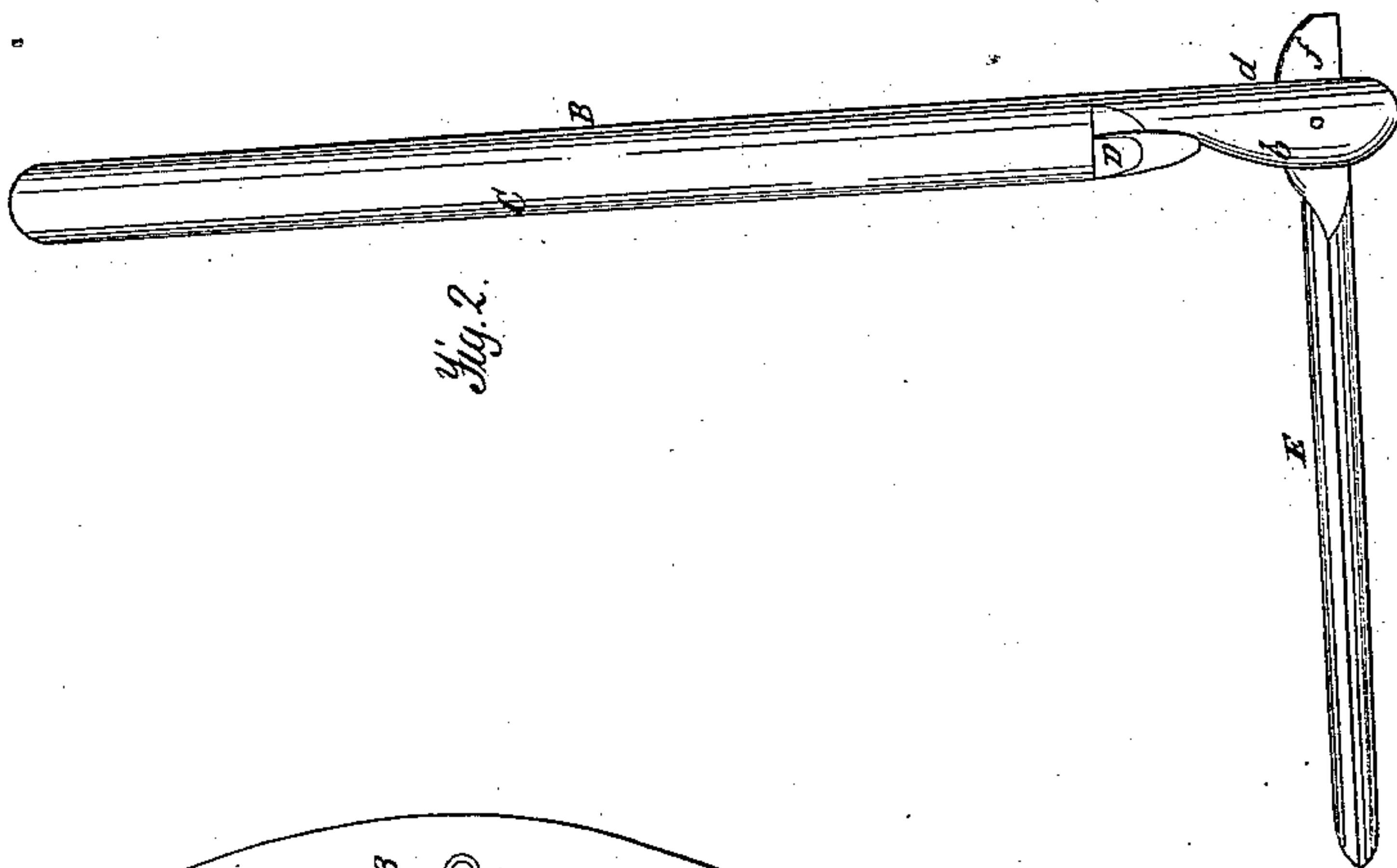
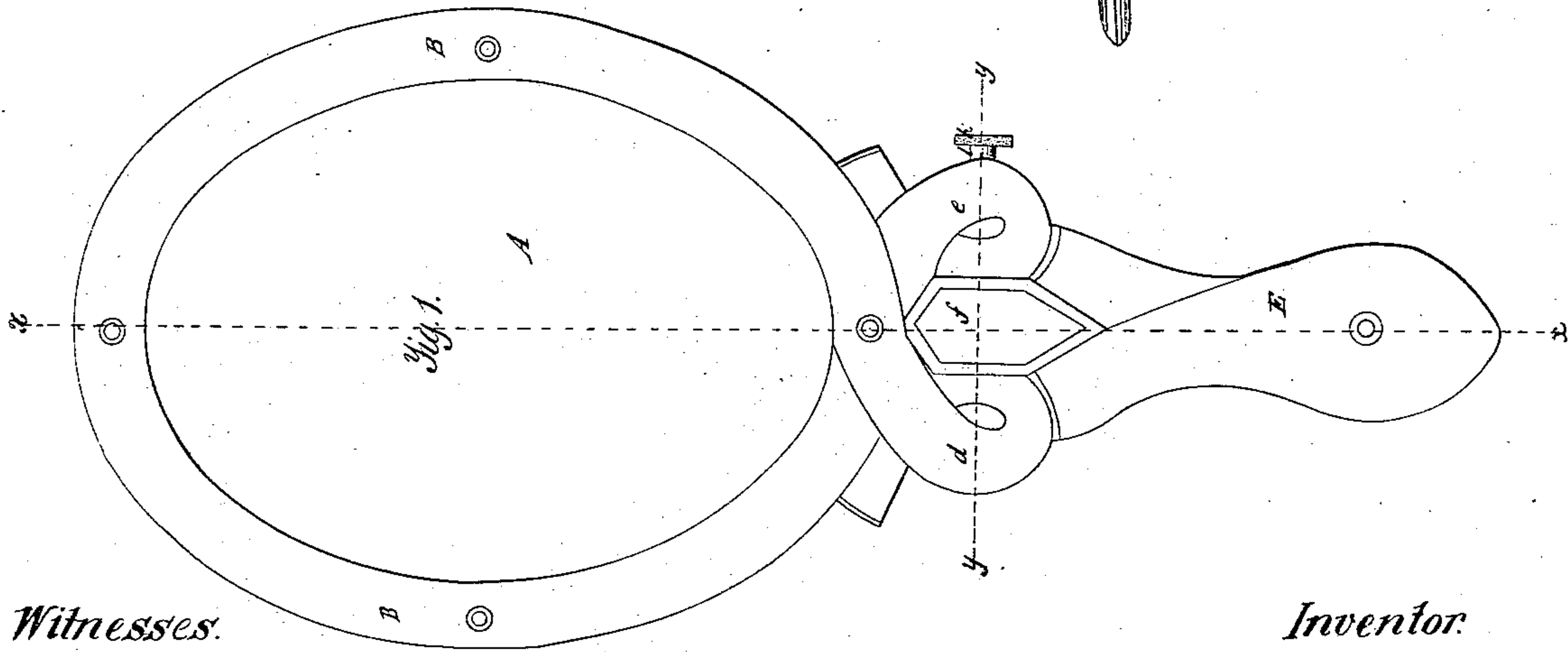


Fig. 1.



Witnesses.

P. E. Stearns
W. W. Stearns

Inventor.

Joseph H. Ryan

United States Patent Office.

JOSEPH H. RYAN, OF BOSTON, MASSACHUSETTS.

Letters Patent No. 61,635, dated January 29, 1867.

IMPROVED TOILET GLASS.

The Schedule referred to in these Letters Patent and making part of the same.

TO ALL WHOM IT MAY CONCERN:

Be it known that I, JOSEPH H. RYAN, of Boston, in the county of Suffolk, and State of Massachusetts, have invented certain new and useful improvements in Toilet Glasses, of which the following is a full, clear, and exact description, reference being had to the accompanying drawings, making part of this specification, in which—

Figure 1 is a front elevation of my improved toilet glass in a position ready to be used by hand.

Figure 2 is a side elevation of the same in a position ready for use upon a table.

Figure 3 is a section on the line *x x* of fig. 1.

Figure 4 is a section on the line *y y* of fig. 1.

My invention has for its object to provide a neat and unique toilet glass, of such a construction that it may be used conveniently by hand or upon a table, as desired, and my invention consists in so attaching to the frame containing the glass, a handle that may be readily swung into various positions where it may be securely clamped when adjusted, whereby the glass may be adapted for hand use or rest upon a table at any required inclination, the handle serving as a stand to support it thereon.

To enable others skilled in the art to understand and use my invention, I will proceed to describe the manner in which I have carried it out.

In the said drawings, the glass *A* of an oval form, or nearly so, is fitted within a groove made around the inner edge of the front portion *B* of the frame, of wood or other suitable material, and is securely confined therein by the back portion *C* of the frame, which is screwed to the front portion *B*. The lower edge of the back portion *C* of the frame is bevelled at *a*, and fits under a corresponding bevel formed in the edge of another back piece *D*, which is bifurcated, as seen at *b c*, and is secured to the lower portion of the front *B* of the frame, which is also provided with corresponding bifurcations *d e*, between which is fitted the square portion *f* of the handle *E* connected with the frame in the manner now to be explained. A hole is formed between the bifurcated ends *b c d e* for the reception of a screw-rod, *g*, which turns in two screw-nuts, one, *h*, placed in the portion *f* of the handle *E*, and another, *i*, set in between the bifurcated ends *b d*. The screw-rod *g* is operated by turning its milled head *k*, which is kept from contact with the frame by the loose collar *l* when the head is clamped to hold the handle immovably when adjusted. It will thus be seen that by turning the screw-rod *g* into the nut *i*, the bifurcations *b d* are drawn up tightly against the portion *f* of the handle, which by means of the screw-nut *h* therein is caused to be drawn snugly up against the faces of the bifurcations *c e*, whereby the parts are pressed together so tightly that when the handle is adjusted it will support the weight of the glass and its frame in any desired position. By making the back of the frame removable, a new glass may be substituted for a broken one without the difficulty experienced in frames of the ordinary construction. Instead of the frame being made of the form herein shown and described, it may be of any other form, and be made either plain or ornamental without departing from the spirit of my invention.

Claim.

What I claim as my invention, and desire to secure by Letters Patent, is—

A hand toilet glass, the handle of which is so attached that it may be secured in position to serve as a rest for the glass when placed upon a table, substantially as described.

JOSEPH H. RYAN.

Witnesses:

P. E. TESCHEMACHER,

N. W. STEARNS.