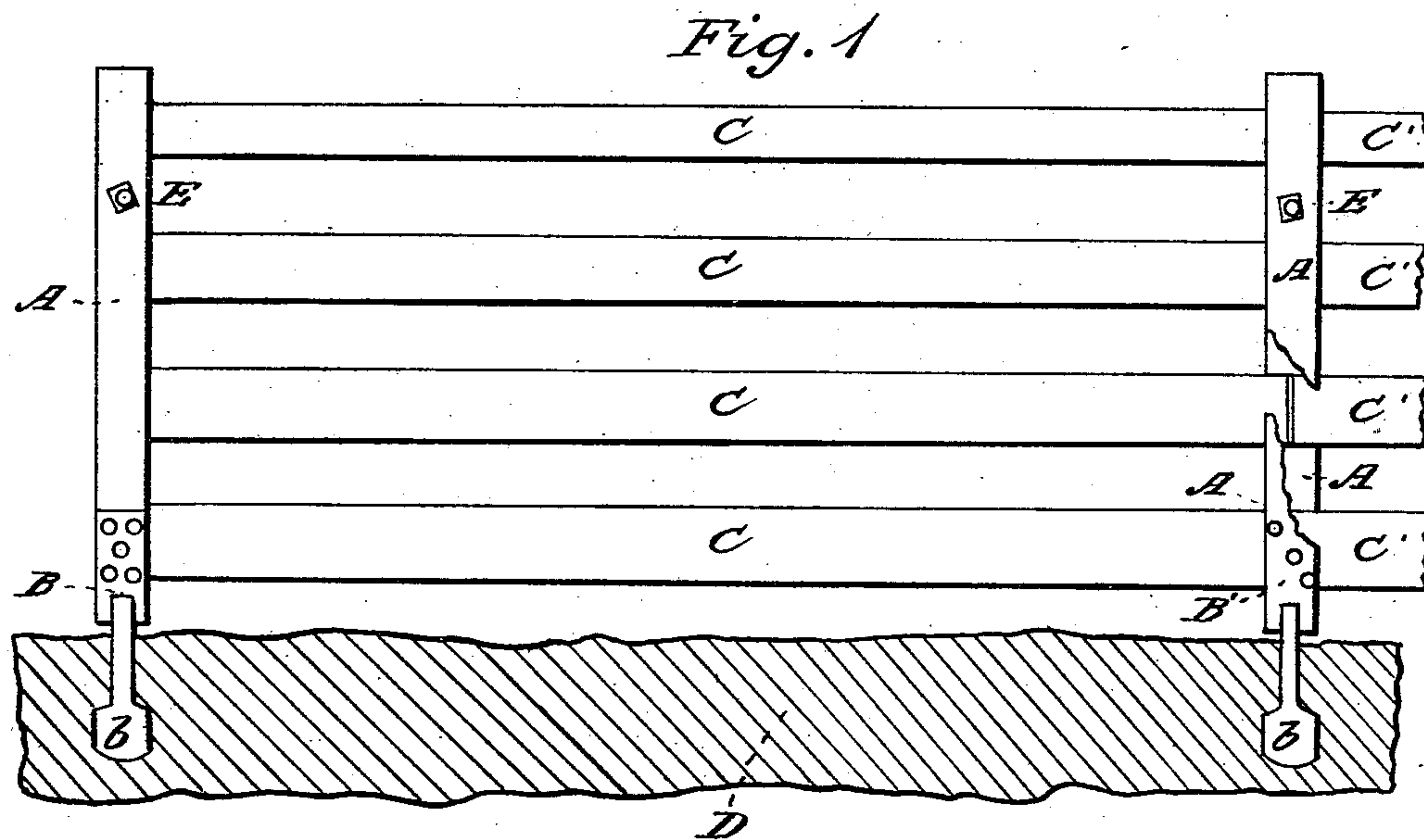


J. S. EDGAR.

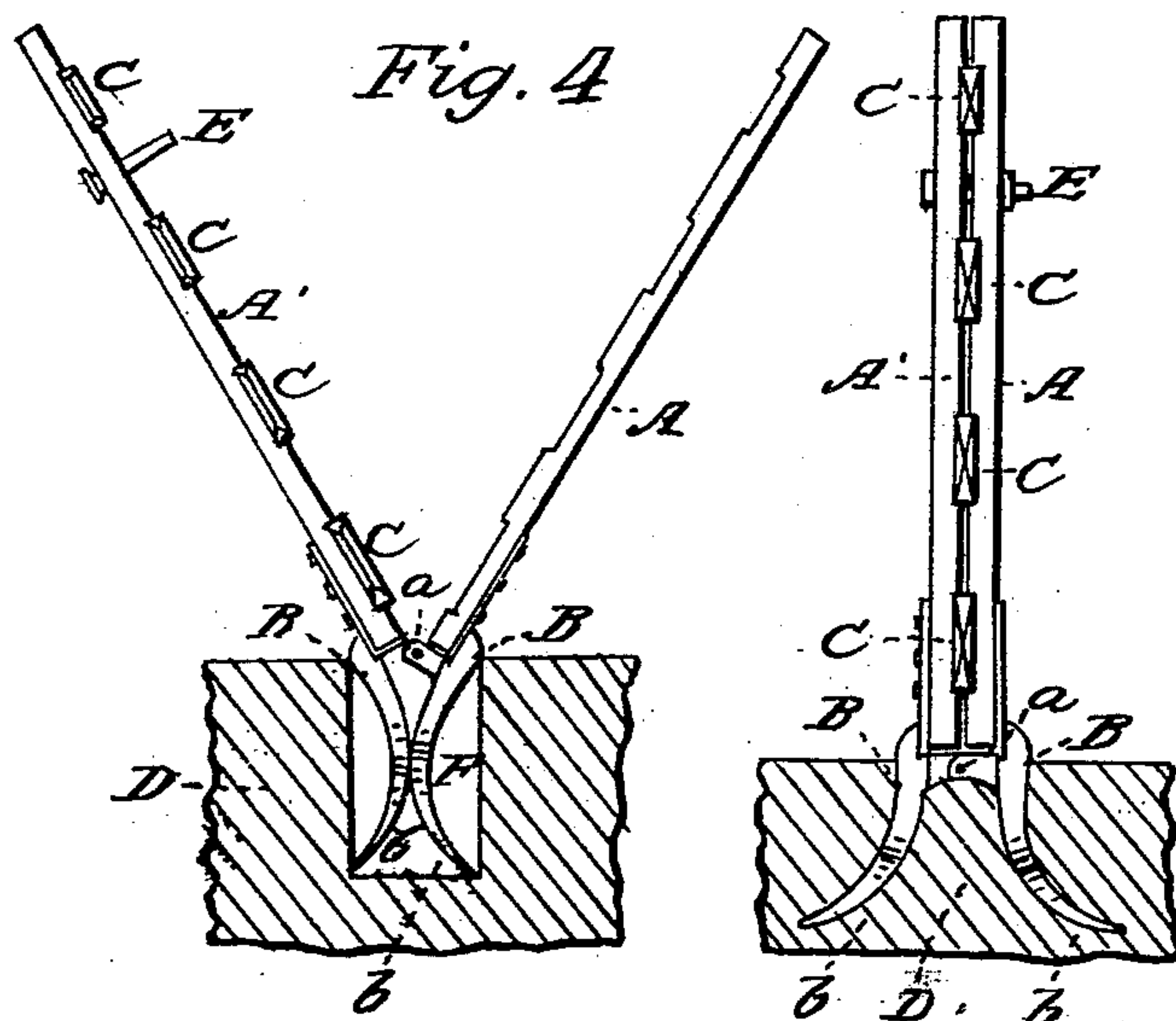
Wood Fence.

No. 61,524.

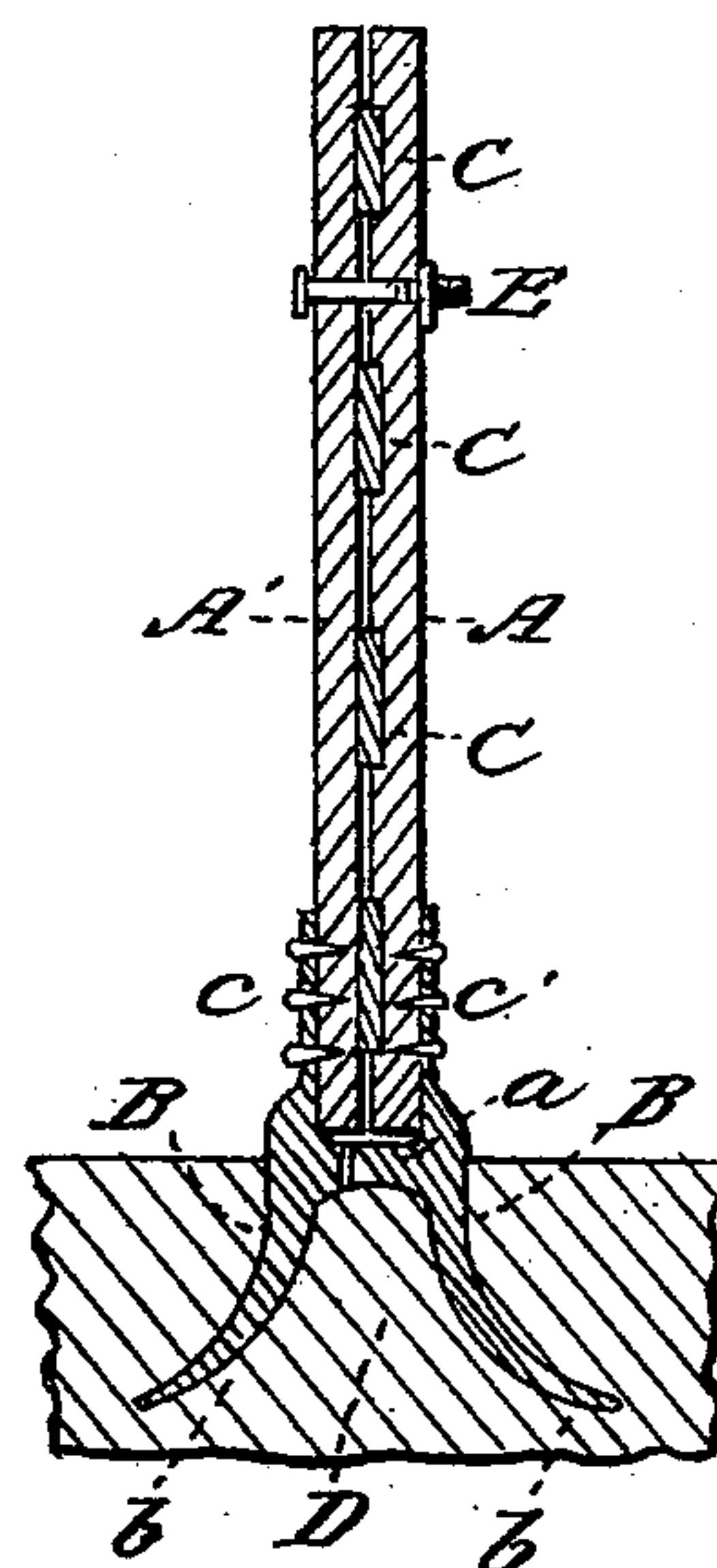
Patented Jan. 29, 1867.



*Fig. 2*



*Fig. 3*



Witnesses:  
Sylvanus D. Locke.  
G. H. Williston

Inventor:  
John S. Edgar

# United States Patent Office.

JOHN S. EDGAR, OF JANESVILLE, WISCONSIN.

*Letters Patent No. 61,524, dated January 29, 1867.*

## IMPROVEMENT IN PORTABLE FENCE.

*The Schedule referred to in these Letters Patent and making part of the same.*

### TO ALL WHOM IT MAY CONCERN:

Be it known that I, JOHN S. EDGAR, of the city of Janesville, in the county of Rock, and State of Wisconsin, have invented a new and improved Portable Fence; and I do hereby declare that the following is a full and exact description thereof, reference being had to the accompanying drawings, in which—

Figure 1 is a side view or elevation of my fence, with section of ground.

Figure 2 is an end view of same, with section of ground.

Figure 3 is a transverse vertical section of same, through centre of posts, when set in ground; and

Figure 4 is an end view with section of post hole, showing how the posts are set, and the fence put up.

The nature of my invention relates to that class of portable fences styled post-and-board fences, and consists, first, in making the posts in two longitudinal vertical sections, having metallic feet hinged together, and turning their lower fluked ends outwardly in such a manner as that when the upper ends of the sections are separated the feet are brought together and may be placed in narrow shallow post holes, where, by simply bringing the tops of the sections again together, the metallic feet are forced out into the solid earth, thereby securely anchoring the posts; second, in supporting and securing the boards of a post-and-board fence between the two sections of a post hinged together at the bottom, and bolted together at the top, substantially as hereinafter set forth.

To enable others skilled in the art to make and use my invention, I will proceed to describe its construction and operation.

I construct the posts in two halves or sections (vertically and longitudinally) A A', usually of two by four inch scantling, and provide each half with a metallic (generally cast-iron) foot, B B, secured by screws, *c*, nails, or rivets *c'*, or in any desired manner, to the sections. These feet are hinged together at *a* in any desired manner, and their lower portions *b* turn outward, as shown in drawings, and are somewhat of the form of the flukes of ship anchors. The bars or boards C may be of any desired size, of any desired length, and are firmly clasped or held between the sections A A' by simply bringing the tops of the latter together and bolting them at E, or banding them in that position. I support the boards or keep them separate by notching the inner face of the sections, as shown, or by allowing them (the boards) to rest on pins. To use my fence I dig small holes for the posts, generally six or eight inches in diameter and ten or twelve in depth; and, having removed the bolt E, and separated the upper ends of the sections until the feet B B touch, I proceed to place them in the holes, as shown in fig. 4; and, having placed the boards on one of the sections, as there shown, again force the sections together and replace the bolt, when the fence is completed. As the sections are brought together the fluked portion *b* of the metallic feet is forced into the solid earth at the sides of the holes, thereby anchoring the posts even more securely than when set in the ordinary way at a much greater depth. It will be seen that this fence is not injured by moving; that the iron feet are almost imperishable; and that the wooden parts of the posts, being above the ground, are much less liable to decay than the ordinary post, and when decayed can be easily and quickly replaced.

What I claim as new, and for which I desire Letters Patent, is—

1. The feet B B, when constructed and used substantially as and for the purpose set forth; and
2. The combination of the feet B B, sections A A', and bars C, substantially as and for the purpose set forth.

JOHN S. EDGAR.

Witnesses:

SYLVANUS D. LOCKE,  
G. H. WILLISTON.