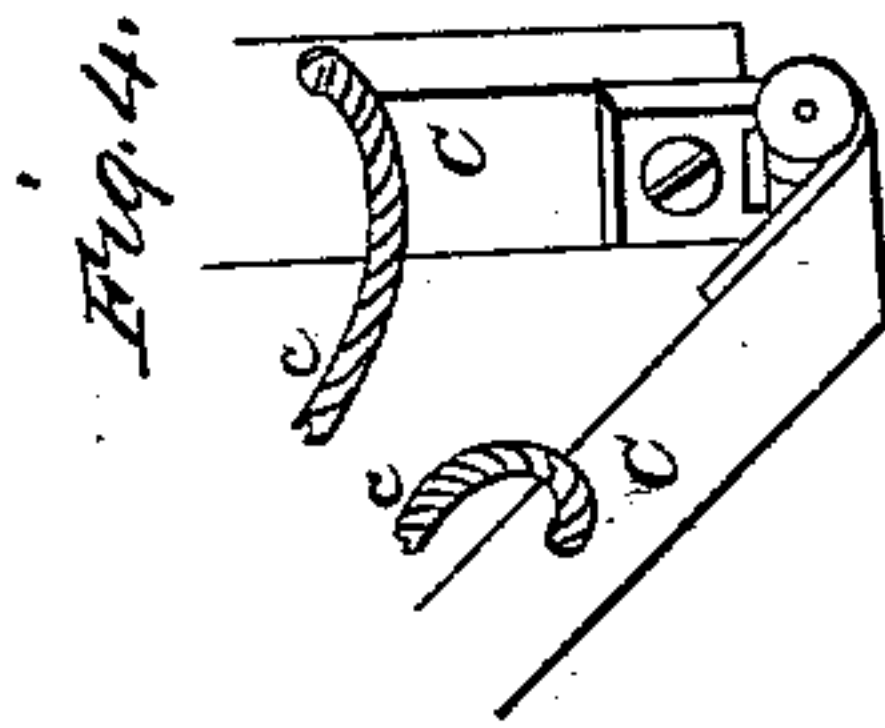
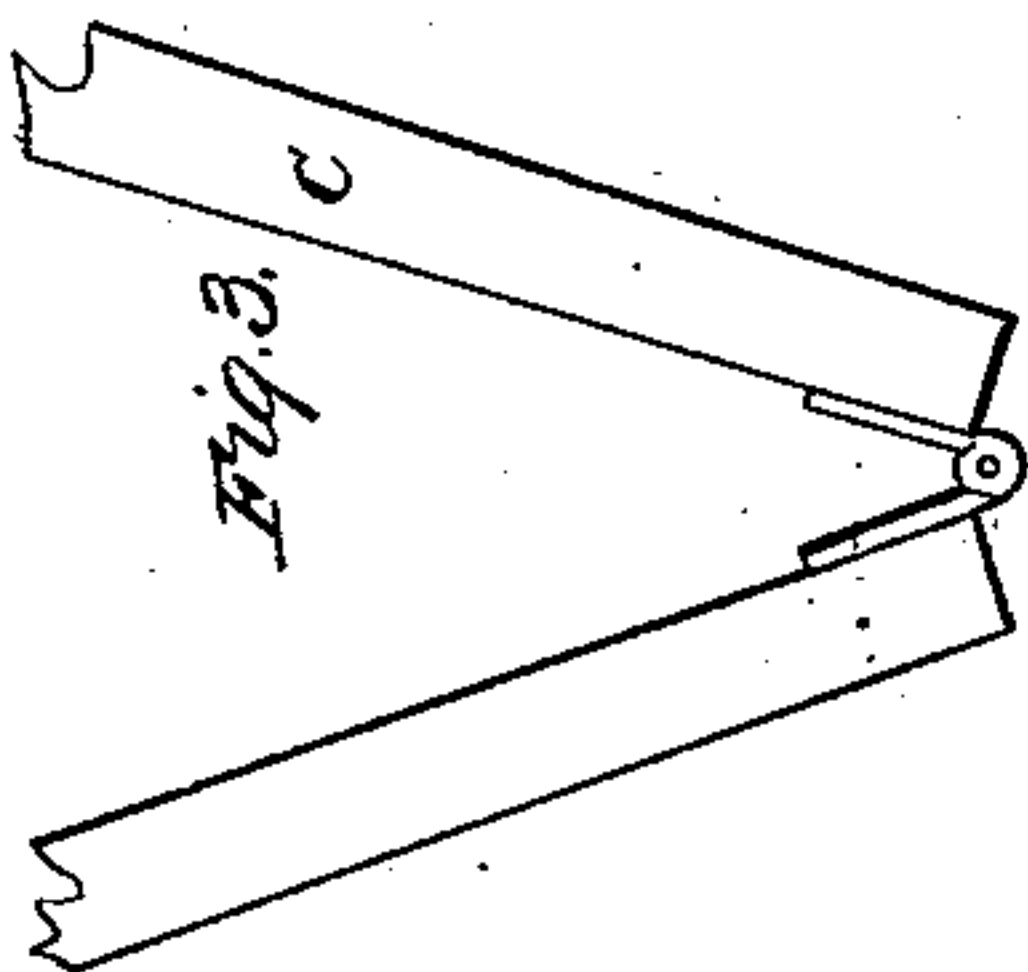
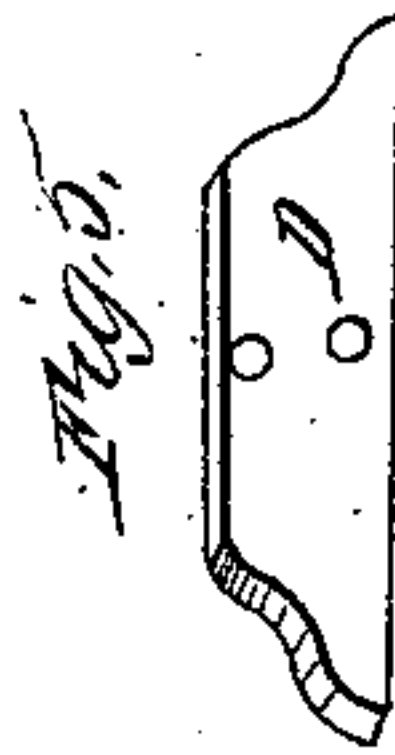
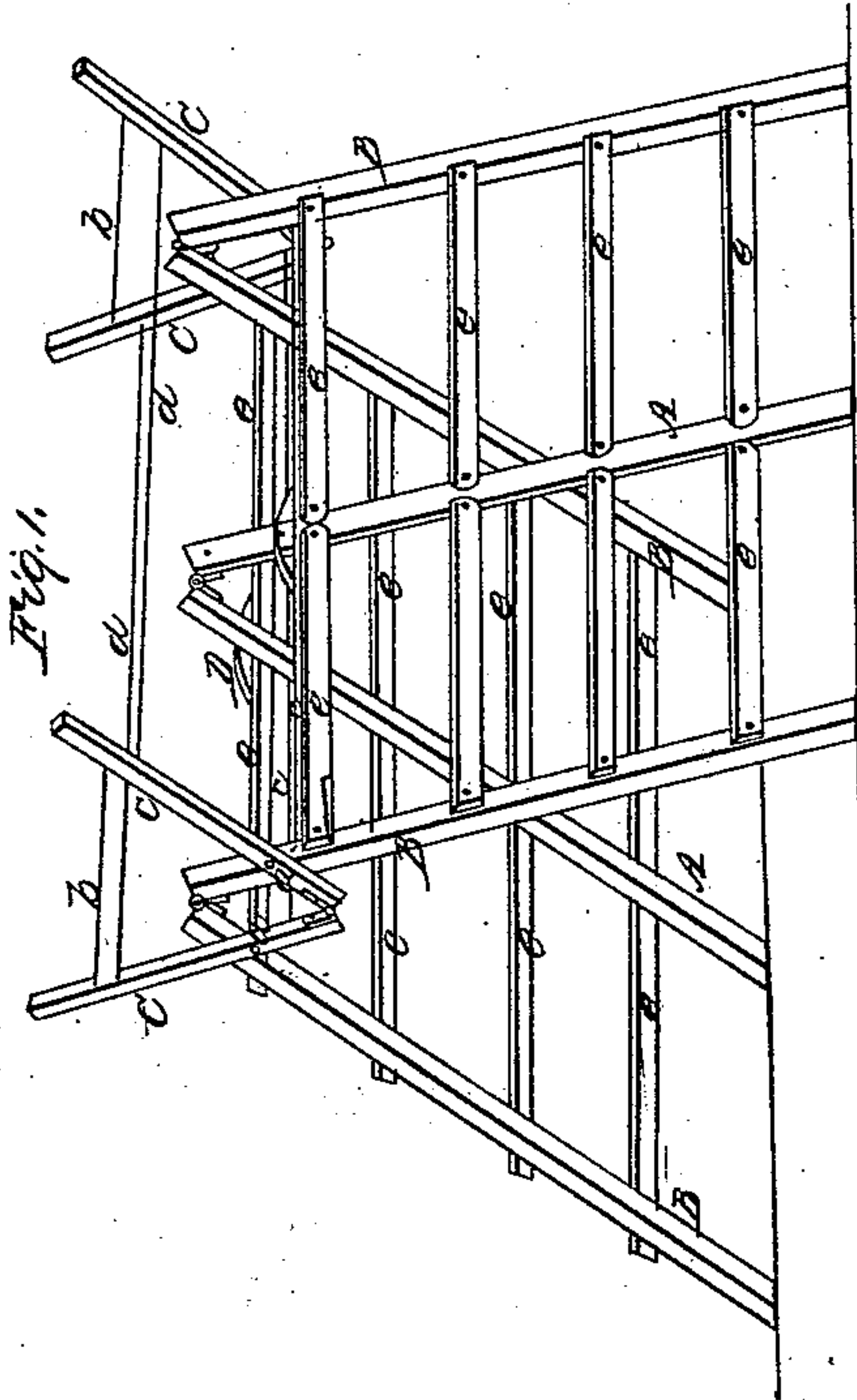
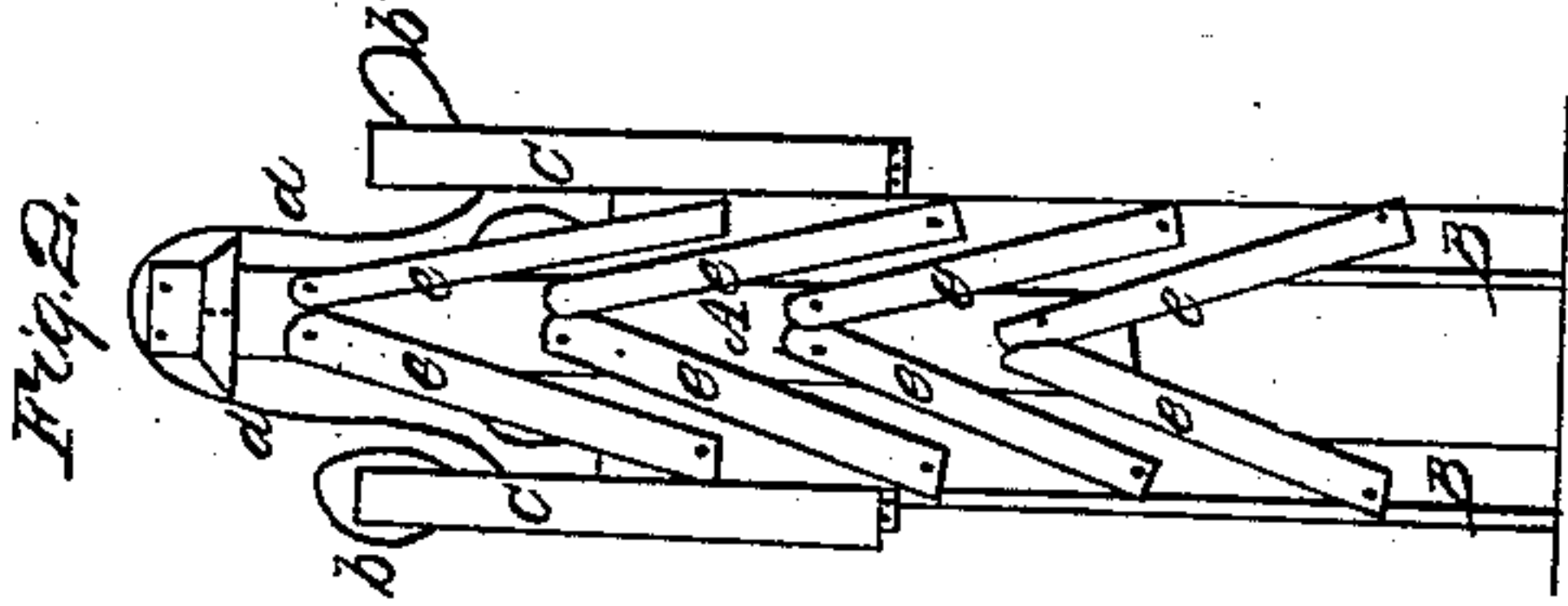


L. Woodworth,

Clothes Frame,

N^o 61,498.

Patented Jan. 22, 1867.



Inventor:

Witnesses:

Joseph H. Lammiman
Charles Herrow

United States Patent Office.

LEONARD WOODWORTH, OF MORRISON, ILLINOIS.

Letters Patent No. 61,498, dated January 22, 1867.

IMPROVED CLOTHES-DRYER.

The Schedule referred to in these Letters Patent and making part of the same.

TO ALL WHOM IT MAY CONCERN:

Be it known that I, LEONARD WOODWORTH, of Morrison, in the county of Whiteside, and State of Illinois, have invented a new and useful improvement in Racks for Drying Clothes; and I do hereby declare that the following is a full, clear, and exact description thereof, reference being had to the accompanying drawings, and to the letters of reference marked thereon.

Figure 1 is a perspective view of the rack when open.

Figure 2 is a view of the rack when closed.

Figures 3 and 4 are views of tension braces detached.

Figure 5 is a view of a brace, which assists in steadying the rack when open and in use.

Similar letters indicate corresponding parts in each figure.

A A represent the centre standards, and B B B B the end standards, all the standards being of the same length, and are connected at their upper ends by hinges. To the end standards, near their upper ends, at *a a*, are connected by pin-joints the tension braces C C C C. The said braces are hinged together at their lower ends, and extend upward and at an angle outward above the tops of the standards. The upper ends of the braces are connected by the cords *b b*, as represented. *c c* are strong cords, which extend the entire length of the rack between the standards, and are secured to the braces C C C C near their lower ends. *d d* are cords, which extend the entire length of the rack above the standards, and are secured to the braces C C C C near their upper ends. *e e e e* are bars, attached by means of pin-joints to the face and outer side of the standards A A and B B B B. Each bar is attached at one end to one of the centre standards, and at the other end to one of the end standards. The said bars are placed one above another, and parallel to each other, and the joints will admit of an upward and downward movement of the bars. D D are braces, which are firmly secured to the centre standards just above the top bars. The said braces rest on the top of the upper bars when the rack is open and in use, and assist in steadying it.

When it is desired to close the rack, the standards are brought together at the bottom, after which the centre standards are elevated, and the end standards are brought toward the centre ones, which will close the rack, as represented in fig. 2; and the rack may be opened by reversing the operation. The clothes, when hung on the bars and cords, will hang independently of each other, and allow a free circulation of air among them. The rack occupies a very small space when closed, is easily operated, stands firmly when open and in use, and is of very great capacity compared with the amount of space it occupies.

What I claim as new, and desire to secure by Letters Patent, is—

The braces D D, in combination with the standards A A B B B B, and bars *e e e e*, substantially as and for the purpose set forth.

LEONARD WOODWORTH.

Witnesses:

O. F. WOODRUFF,

W. M. WOODRUFF.