

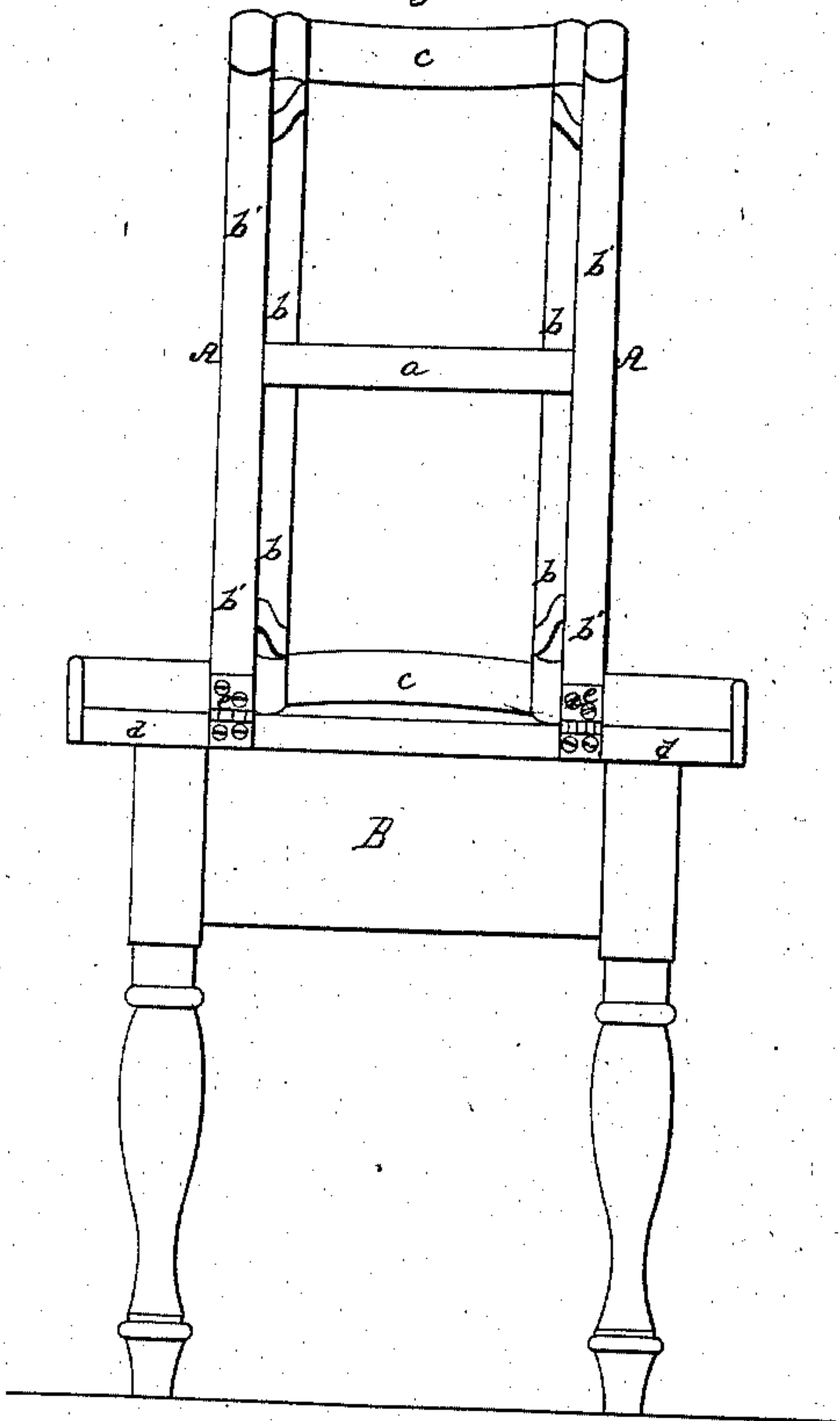
*J. Kopp,*

*Nursery Chair,*

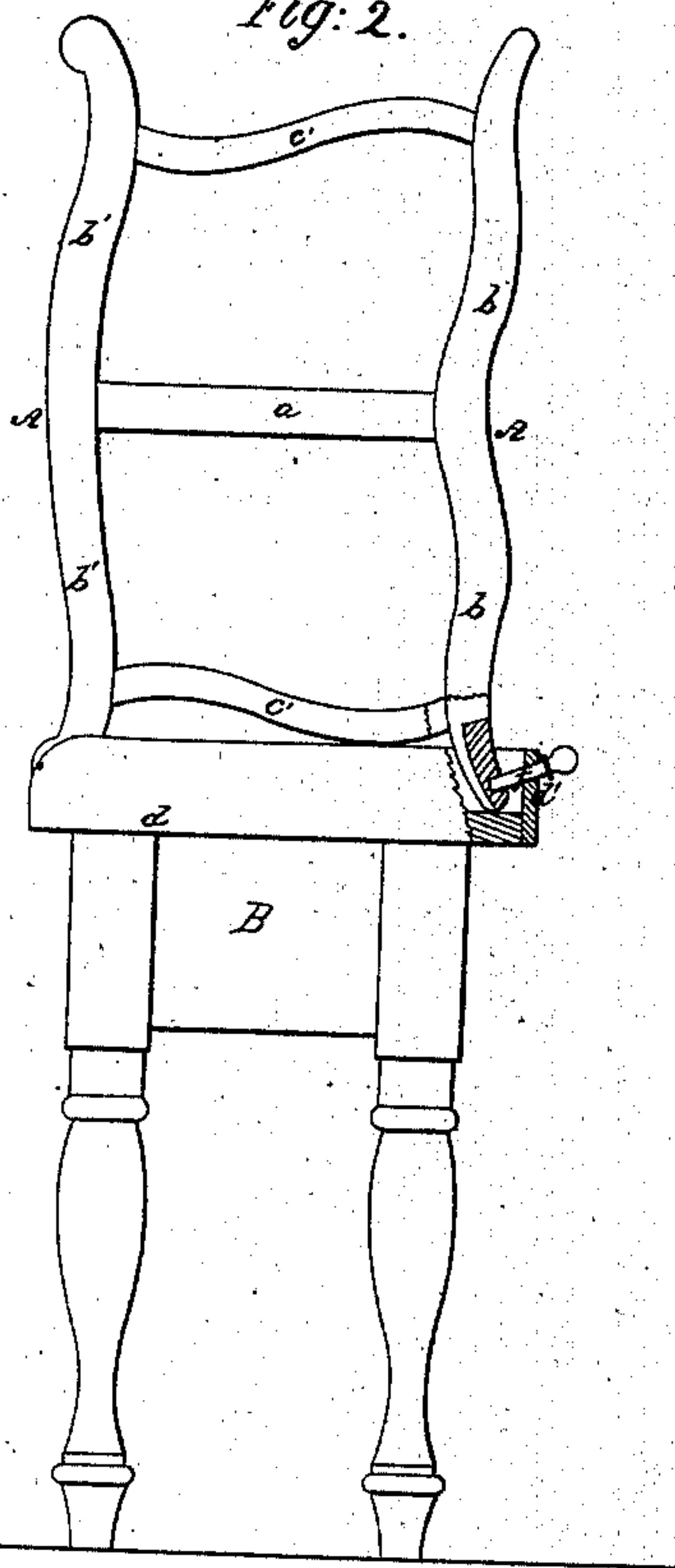
*N<sup>o</sup> 60,389.*

*Patented Dec. 11, 1866.*

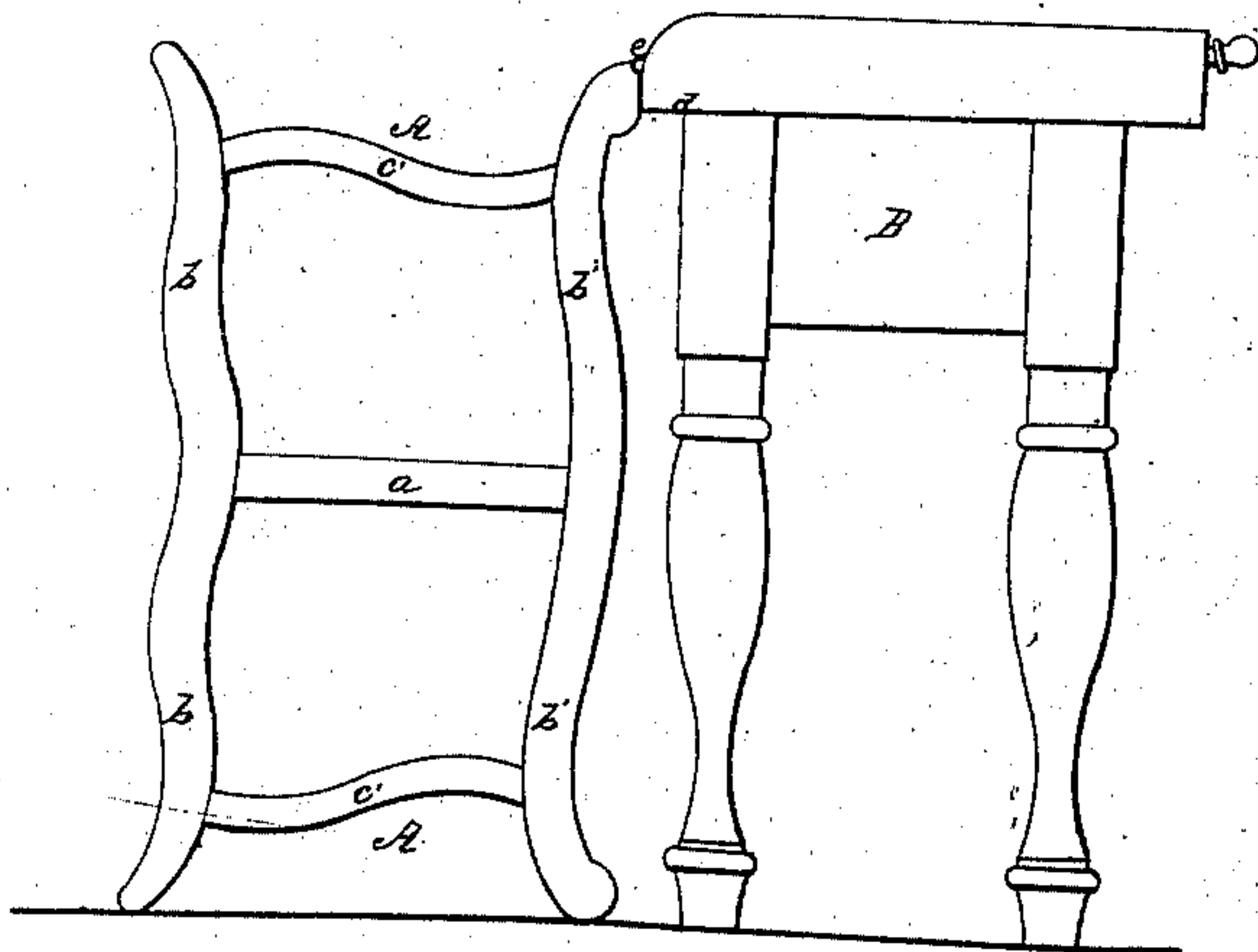
*Fig: 1.*



*Fig: 2.*



*Fig: 3.*



*Witnesses;  
J. M. Coomb  
G. W. Reed*

*Inventor;  
J. Kopp  
per his attorney  
Brown, Coomb & Co*

# United States Patent Office.

## IMPROVED BABY CHAIR AND TABLE.

JOHN KOPP, OF BRIDGEPORT, CONNECTICUT.

*Letters Patent No. 60,389, dated December 11, 1866.*

The Schedule referred to in these Letters Patent and making part of the same.

### TO ALL WHOM IT MAY CONCERN:

Be it known that I, JOHN KOPP, of Bridgeport, in the county of Fairfield, and State of Connecticut, have invented a new and improved Combined Baby Chair and Table; and I do hereby declare that the following is a full, clear, and exact description of the same, reference being had to the accompanying drawings, making a portion of this specification, in which—

Figure 1 is a front elevation of my invention when used as a high chair.

Figure 2 is a side elevation of the same, represented as with a small portion broken away in order to show the manner of locking the chair fast upon the table when used as a high chair.

Figure 3 is a side elevation of the same, showing the relative position of the chair and table when the chair is used as a low chair.

Similar letters of reference indicate corresponding parts in all the figures.

This invention consists in a reversible chair hinged to the top of a suitable low table in such manner that when placed in one position it will constitute a low chair, so situated in front of the said table that the child will be securely retained in the chair by the said table, the chair being also capable of being reversed and brought upon the table in such a way that the chair and table together will constitute a high chair capable of being employed in the same manner as those in common use.

To enable others to understand the nature and construction of my invention I will proceed to describe it with reference to the drawings.

The reversible chair is shown at A, and *a* represents the bottom thereof, each of the two opposite sides of the said bottom being of such shape as to constitute a suitable seat when brought uppermost, as the chair is placed in one position or the other, as will be hereinafter fully set forth; and the posts, *b b'*, and transverse bars, *c c'*, which constitute respectively the legs and cross-braces of the chair, when in one position, forming the back and arms thereof, when in the other or reversed position the back of the chair being thus indicated at *b c*. The table is represented at B, and may be of any suitable construction, but preferably with a rectangular top, *d*. One end of each of the forward posts, *b'*, of the chair is hinged to the front edge of the top, *d*, by suitable hinges, *e*, as shown more clearly in fig. 1, in such manner that when the chair is turned downward with one end upon the floor it will be situated immediately in front of the table, B, and constitute a low chair, as represented in fig. 3, and when turned upward around the hinges, *e*, the opposite end thereof will be made to rest upon the top, *d*, of the table, as shown in figs. 1 and 2, those parts which in the first instance formed the lower portion of the chair, A, constituting in this the upper portion of the same, and the said chair being by these means supported upon the table and raised up to a height equal or corresponding to that of the high chairs in common use, in the place of which, when thus situated upon the table, B, it may be employed, the chair, A, being kept from tilting forward by a pin, *f*, which passes through a suitable hole formed in the back-piece, *d'*, and has its inner end fitted into a suitable socket or recess formed in the back of the chair, as shown at *i* in fig. 2. When the chair is in the position shown in fig. 3, in order to be used as a low chair, as hereinafter described, the child or infant when placed therein is prevented from falling or escaping therefrom by the table, B, situated immediately in front of the same, and when placed upon the table, B, and thus constituting a high chair, as hereinbefore fully set forth, is employed to hold the infant in the same manner as those ordinarily in use; by which means the use of the chair is rendered much more convenient and economical than such ordinary chairs, inasmuch as it is capable of serving the double purpose of a high and low chair, as herein specified.

What I claim as new, and desire to secure by Letters Patent, is—

The combination of the reversible chair with the table, whereby the chair may be used either as a high or low chair, substantially as herein set forth.

Witnesses:

A. LE CLERC,  
J. W. COOMBS.

JOHN KOPP.