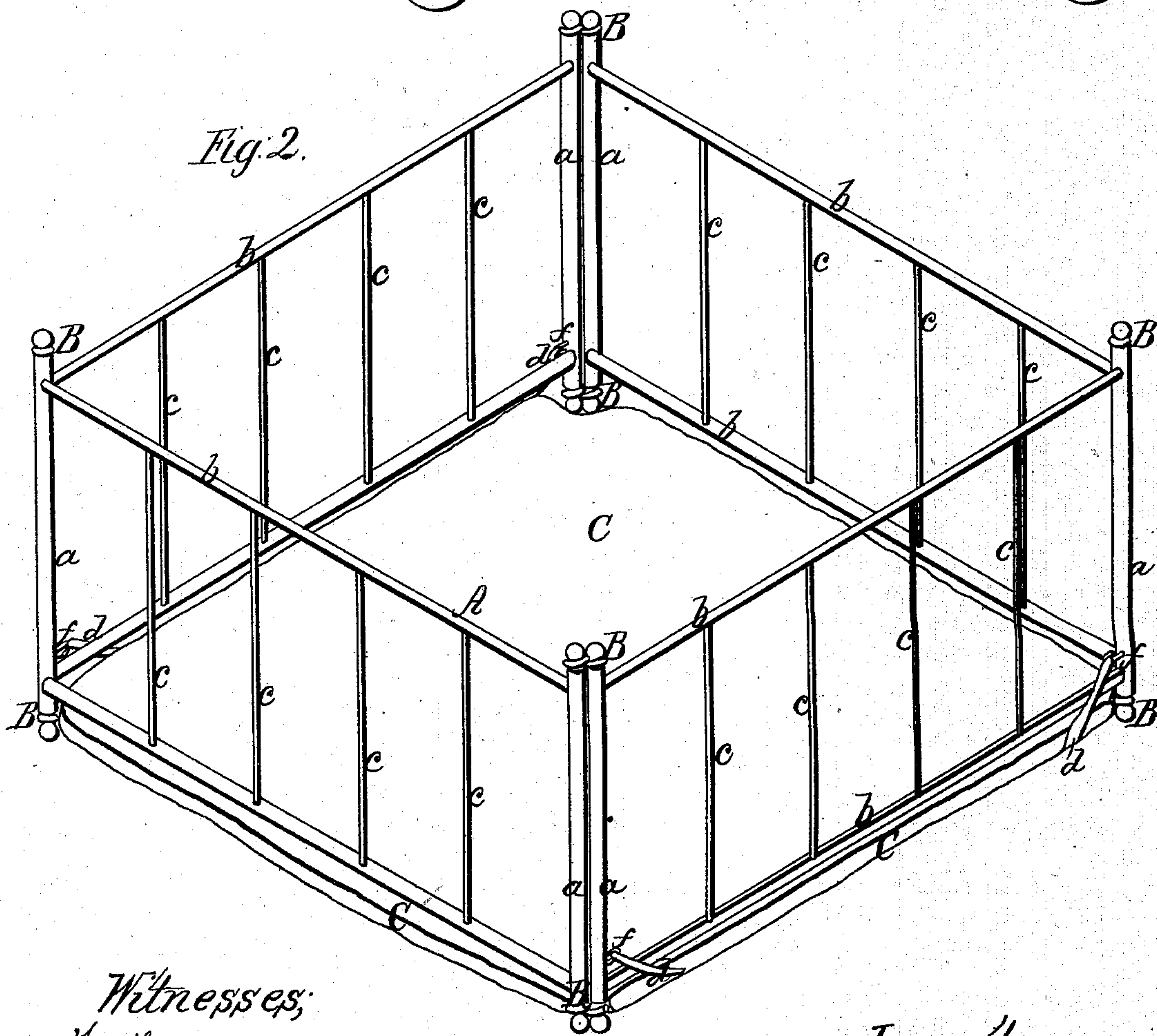
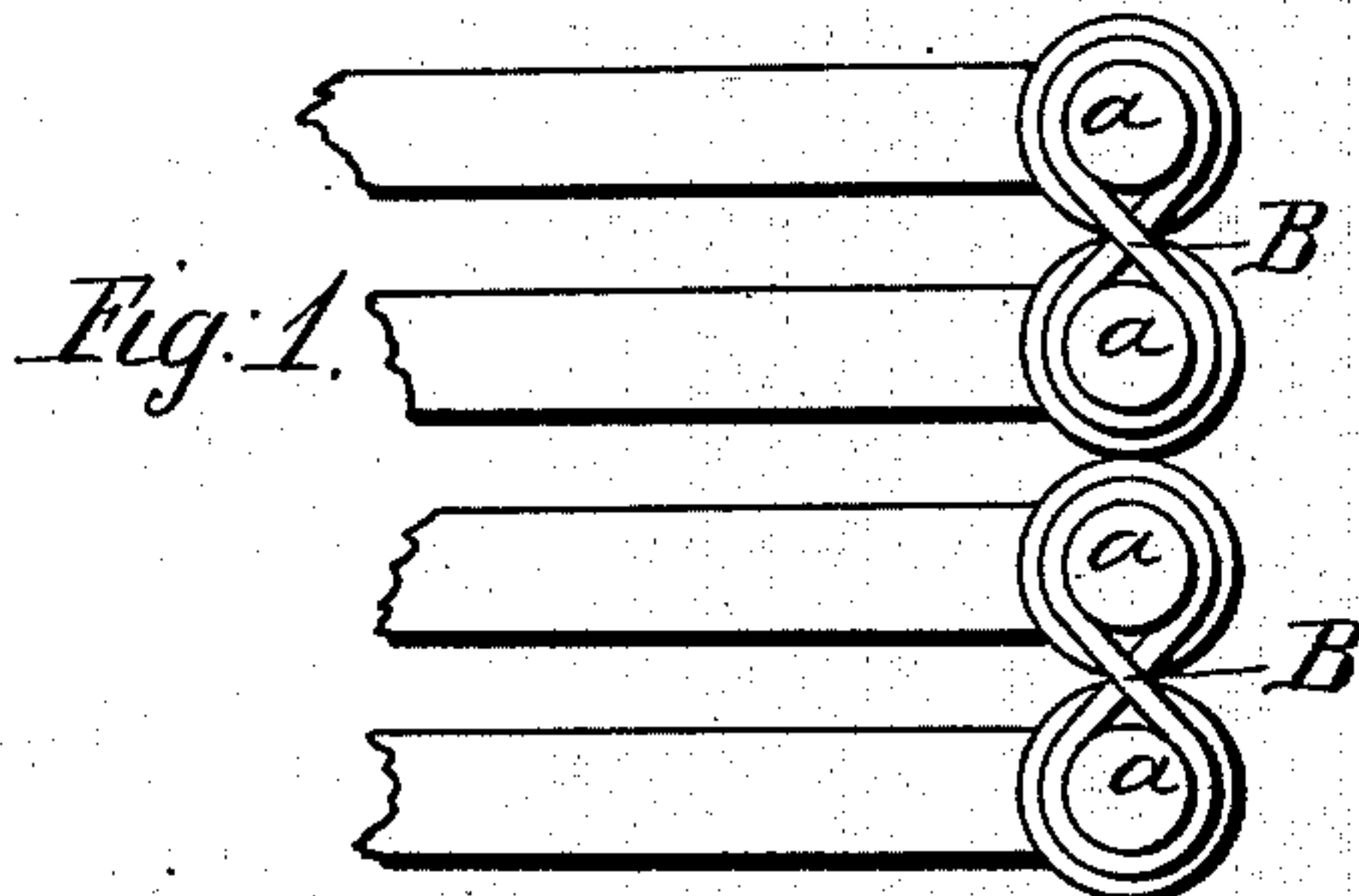
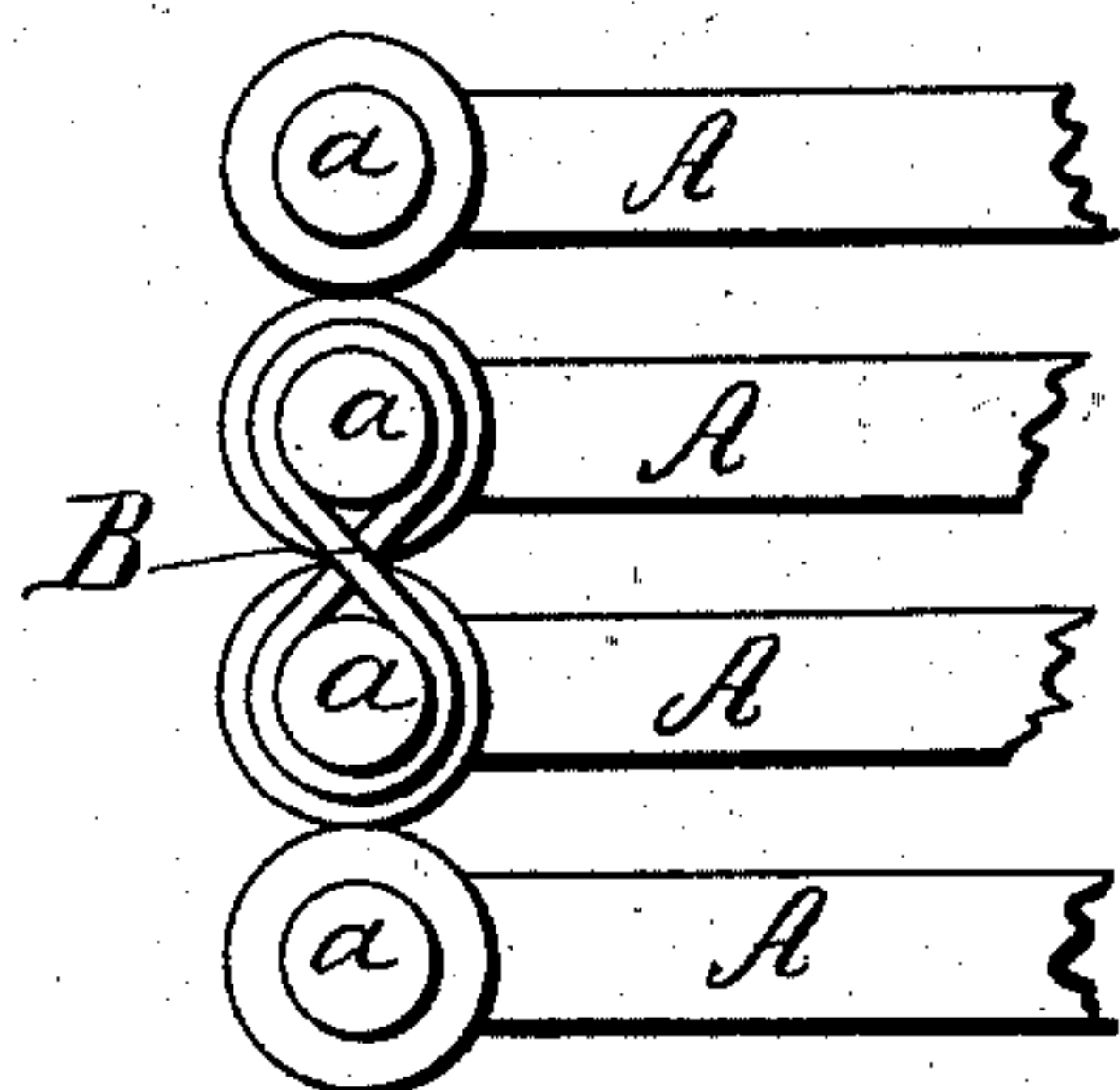


W. L. Gerard,

Cradle

N^o 60,357

Patented Dec. 11, 1866.



Witnesses;
H. F. Wilson
G. M. Jones.

Inventor;
William. L. Gerard.

United States Patent Office.

IMPROVED CRIB FOR CHILDREN.

WILLIAM L. GERARD, OF FORT WAYNE, INDIANA.

Letters Patent No. 60,357, dated December 11, 1866.

The Schedule referred to in these Letters Patent and making part of the same.

TO ALL WHOM IT MAY CONCERN:

Be it known that I, WILLIAM L. GERARD, of Fort Wayne, in the county of Allen, and State of Indiana, have invented certain new and useful Improvements in Cribs for Children; and I do hereby declare that the following is a full, clear, and exact description thereof, reference being had to the accompanying drawings, and to the letters of reference marked thereon.

Figure 1 is a plan view of crib folded.

Figure 2 is a perspective view.

Figure 3 is a diagram, showing the manner of folding crib.

The nature of my invention consists in constructing a portable folding crib, for the use of children, which will confine them in a given space, and at the same time allow them sufficient room for exercise, and which, when not in use, may be folded so as to occupy a very small space.

To enable others skilled in the arts to make and use my invention, I will now proceed to describe its construction and operation.

A A A A represent four panels, constructed as seen in fig. 3, wherein *a a* represent posts of a suitable length, into which are mortised horizontal rails *b b* at equal distances from each other. Banisters *c c c c* are inserted between the rails. B B B B are elastic hinges or joints, which secure the panels together with sufficient firmness, and at the same time, owing to their flexibility, they allow the panels to be folded in any direction desired. Said hinges B are constructed by passing rubber or other elastic rings, of a suitable size and strength, around the ends of the posts in the manner seen in the drawings at B, fig. 1. C represents a mat, which covers that portion of the floor occupied by the crib when in use. This mat is provided with four straps *d d d d*, which are secured to its edges, as seen in fig. 2. Straps *d* are provided with suitable loops in their outer ends, which enables the operator to secure them easily and firmly to hooks *f f f f*, which are inserted in the posts, as seen in the drawings, fig. 2.

The operator, when desiring to discontinue the use of this apparatus, may unhook the loops on one side of mat, and uncouple the panels at one corner, and then fold the panels, as seen at fig. 1, having the mat suspended by the straps on the opposite side of the mat; or, without uncoupling one corner, the panels may be folded as seen in fig. 3.

The advantages attained by the use of this apparatus are cheapness, portability, compactness, and great utility.

What I claim as new, and desire to secure by Letters Patent, is—

The panels A, in combination with the elastic hinges B, and mat C, the whole being arranged and constructed in the manner and for the purpose described and set forth.

WILLIAM L. GERARD.

Witnesses:

JOHN W. TRUEITT,
H. F. WILSON.