

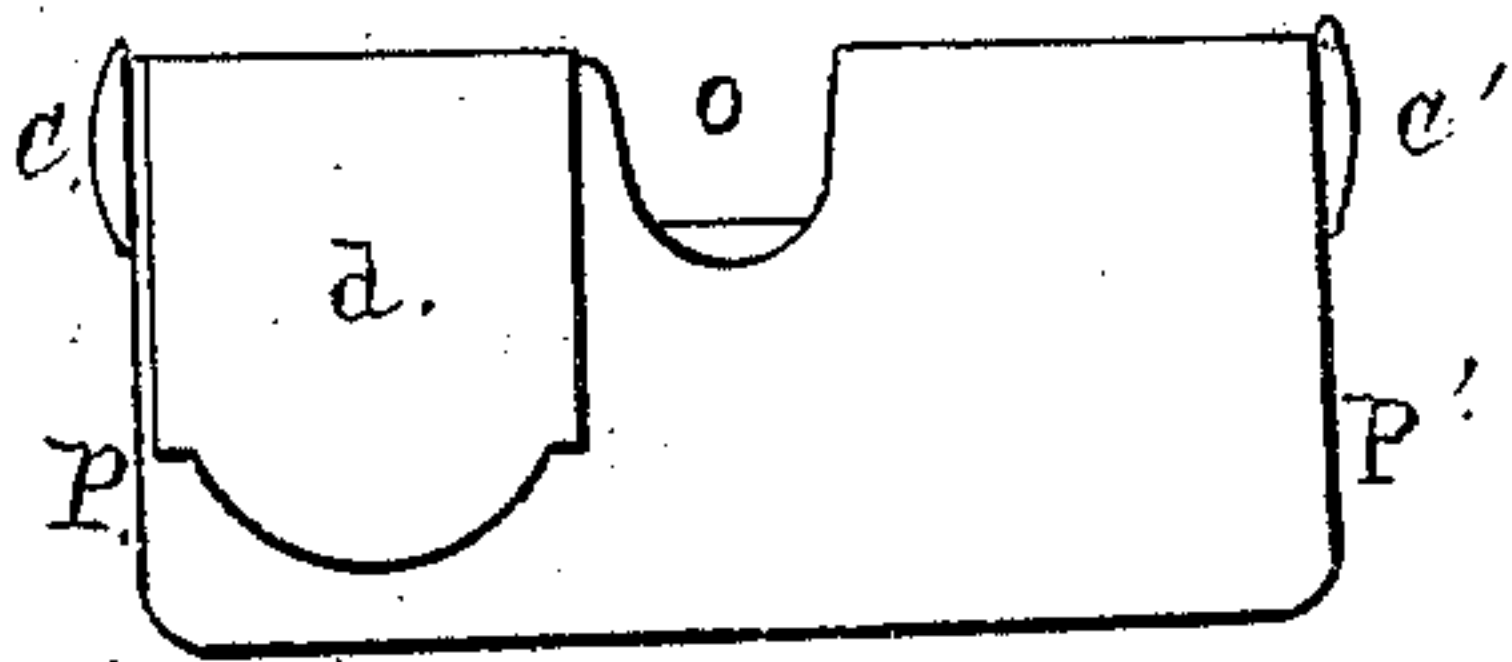
*C. Mahon.*

*Ticket & Stamp Case.*

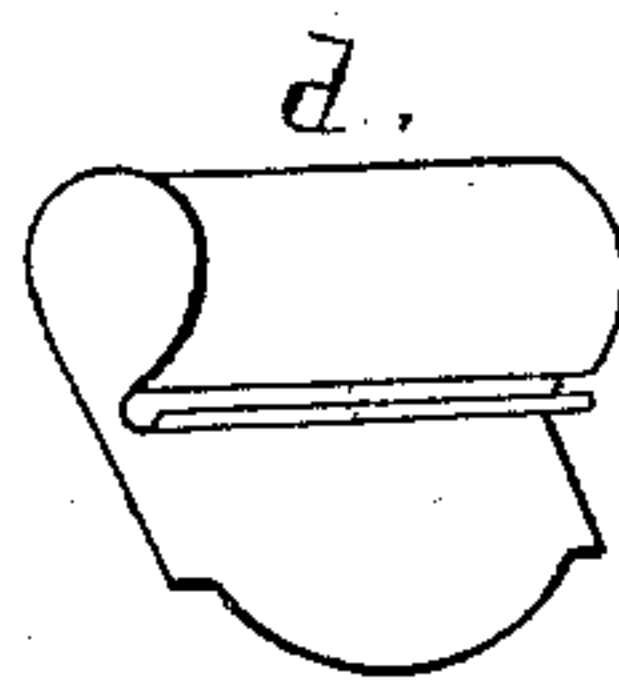
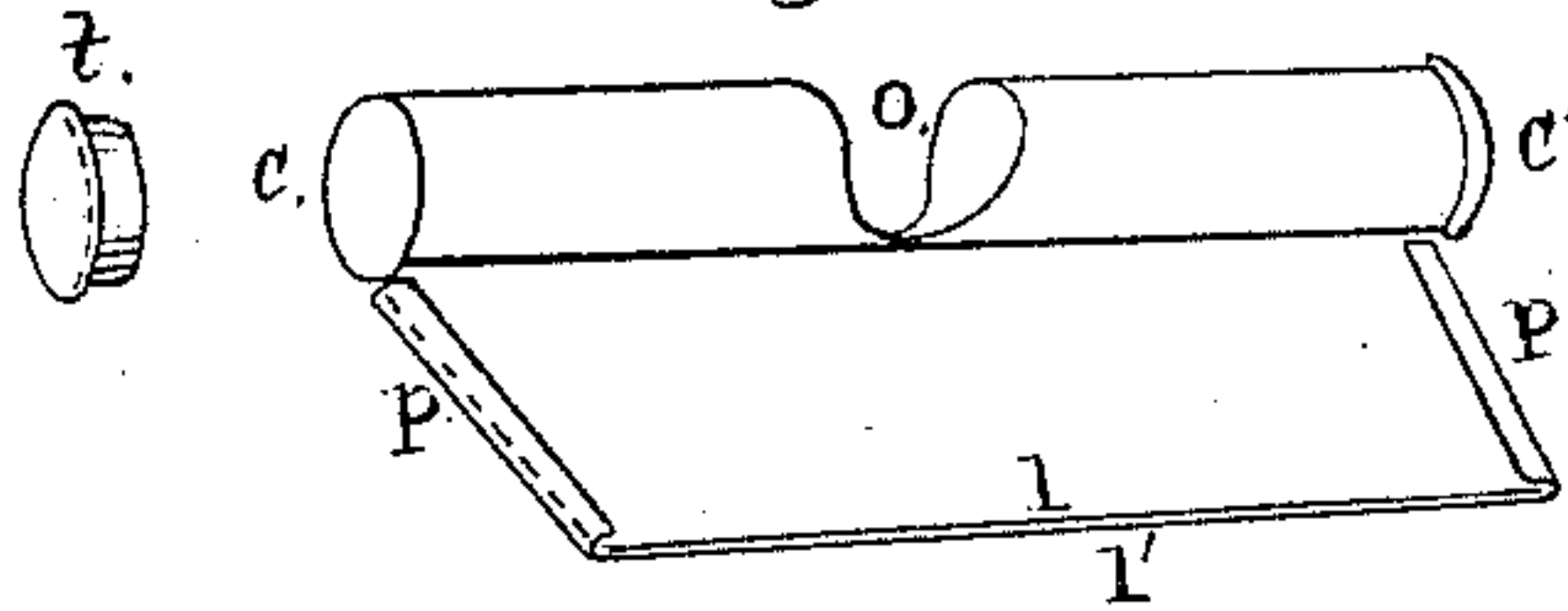
*N<sup>o</sup> 59,618.*

*Patented Nov. 13, 1866.*

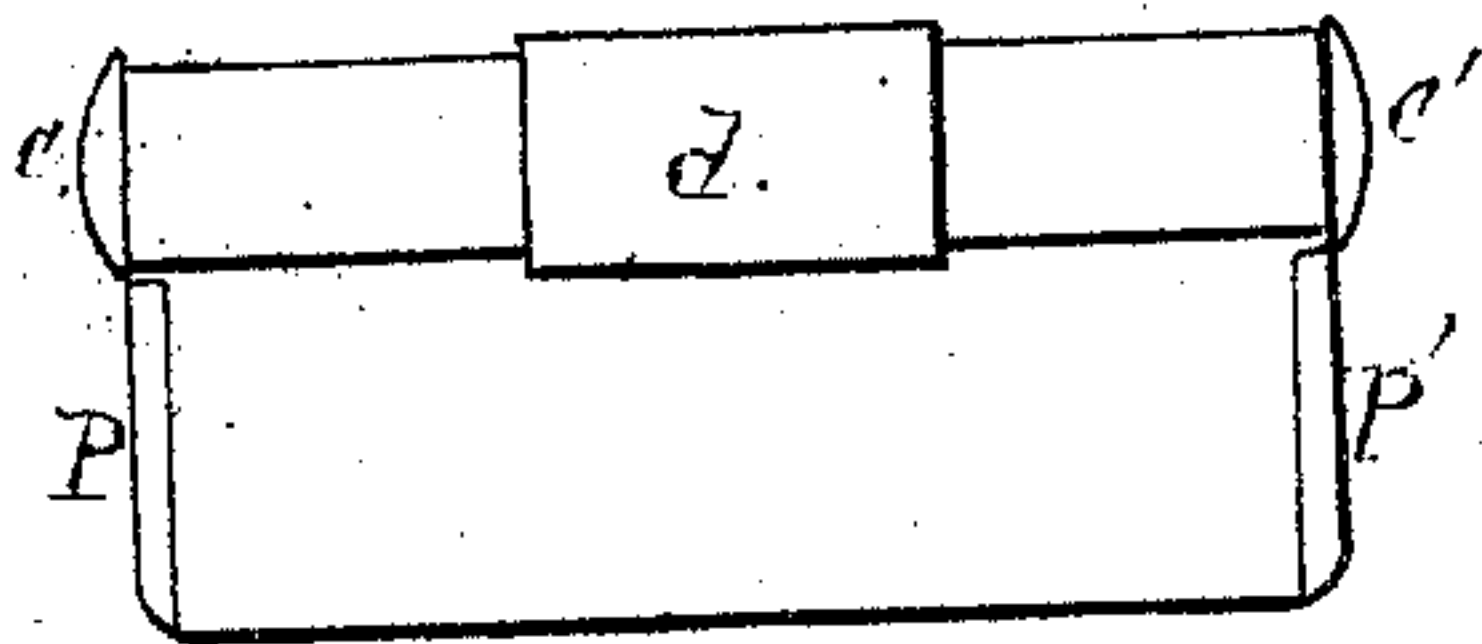
*Fig. 2.*




*Fig. 1.*



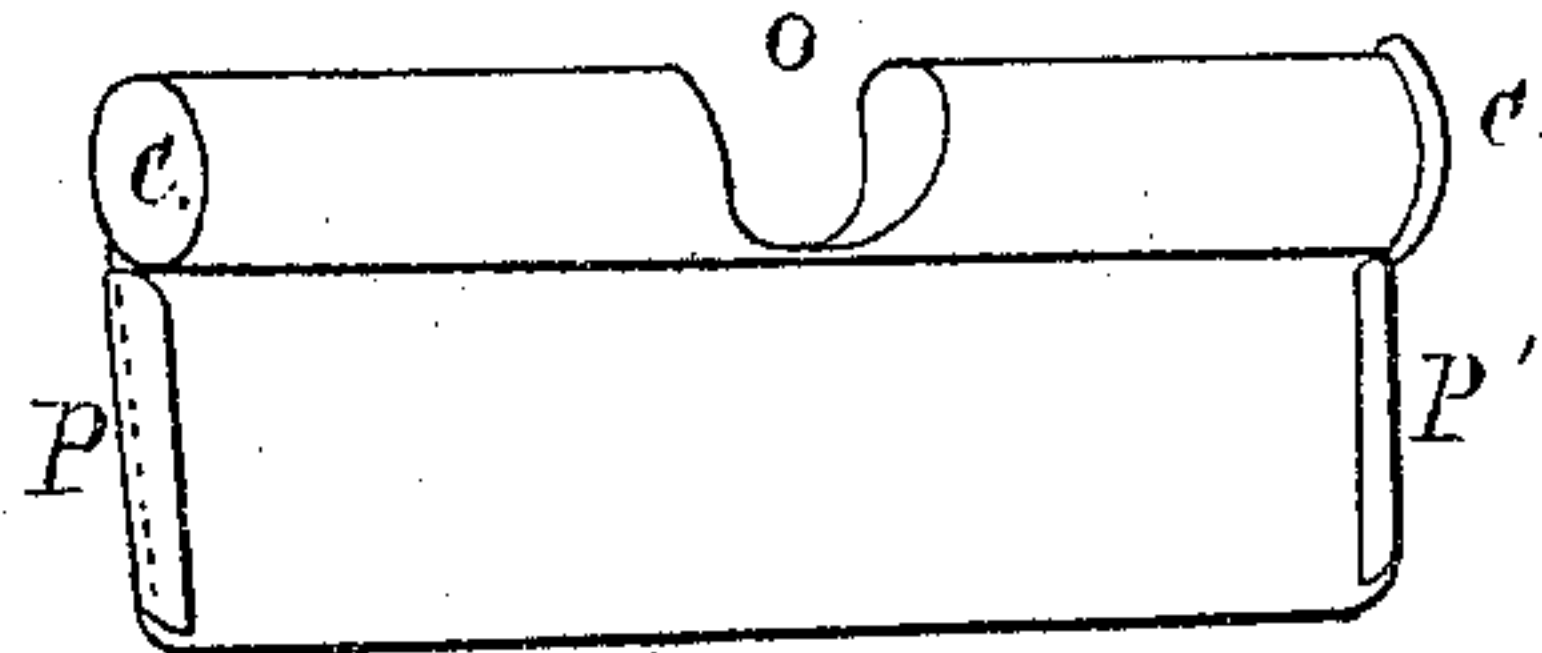
*Fig. 3.*



*S.*



*Fig. 4.*



*Fig. 5.*



*Witnesses*

*Edw. Puller*

*Thos. L. Arthur*

*Inventor.*

*Charles Mahon*

# UNITED STATES PATENT OFFICE.

CHARLES MAHON, OF MACON, GEORGIA.

## TICKET-HOLDER.

Specification forming part of Letters Patent No. 59,618, dated November 13, 1866.

*To all whom it may concern:*

Be it known that I, CHARLES MAHON, of the city of Macon, in the county of Bibb, in the State of Georgia, have invented a new and useful Apparatus for Carrying Postage-Stamps, Internal-Revenue Stamps, Railroad-Checks, Court-Plaster, &c., for immediate use, called a "Pocket-Case for Postage-Stamps, &c.;" and I do hereby declare that the following is a full and exact description thereof, reference being had to the accompanying drawings, and to the letters of reference marked thereon, in which—

Figure 1 is a perspective view with door and stopper detached; Fig. 2, a horizontal projection, showing the flat side with the sliding door open; Fig. 3, a horizontal projection of the opposite side to the latter with the sliding door closed. Figs. 3 and 4 show the relative positions of the case and scroll of stamps just previous to insertion. Fig. 5 is a cross-section through the axis near the end.

The various parts are composed of metal, gutta-percha, papier-maché, wood, or other substance, and can be seen in Fig. 1, and also the detached parts *d* and *t*, in which *c c'* is the cylinder or case intended to hold the stamps, &c., receiving them in scroll or coil through the open end *c*. *o* is an opening to admit and allow of the coil or scroll being fed out or drawn in by the fingers. *p p'* are guide-plates or feeders tangent to the cylinder, and terminating together in straight edges or lips *l*, which act as cutters when compressed, but when not are sufficiently apart for the free escape of the article within. They should be

lapped, soldered, or closed by other means at the ends *p p'*. The sliding door *d*, for closing the opening *o*, and the stopper *t*, for closing the cylinder at *c*, complete the parts of this apparatus.

The best mode of using the same is to cut the stamps from the original sheets vertically in strips of twos, which will fit the size of case most convenient for daily use; coil them closely with the gummed surface turned inwardly, and insert them in the cylinder so that when they are uncoiled the free or outside end of them shall escape between the tangential plates *p p'* when manipulated by the thumb and forefinger through the opening *o*. This feed-opening *o* is opened and closed by sliding the door *d* in the direction of the axis of the cylinder.

In using this case for the present postage-stamps, which are so easily separated, on account of the numerous small holes pricked on the lines of division, the guide-plates may be much less in width, which may be a matter of taste, expediency, or economy.

What I claim as my invention, and desire to secure by Letters Patent, is—

A pocket-case for postage-stamps, &c., composed of the cylinder *c c'*, feed-opening *o*, guide-plates *p p'*, and cutters *l l'*, the several parts being combined and arranged as and for the purpose herein described and represented.

CHARLES MAHON.

Witnesses:

THOS. S. BUDD,  
E. W. FULLER.