

M. L. & O. A. Stray,

Fruit Basket.

N^o 59,290.

Patented Oct. 30, 1866.

Fig. 1.

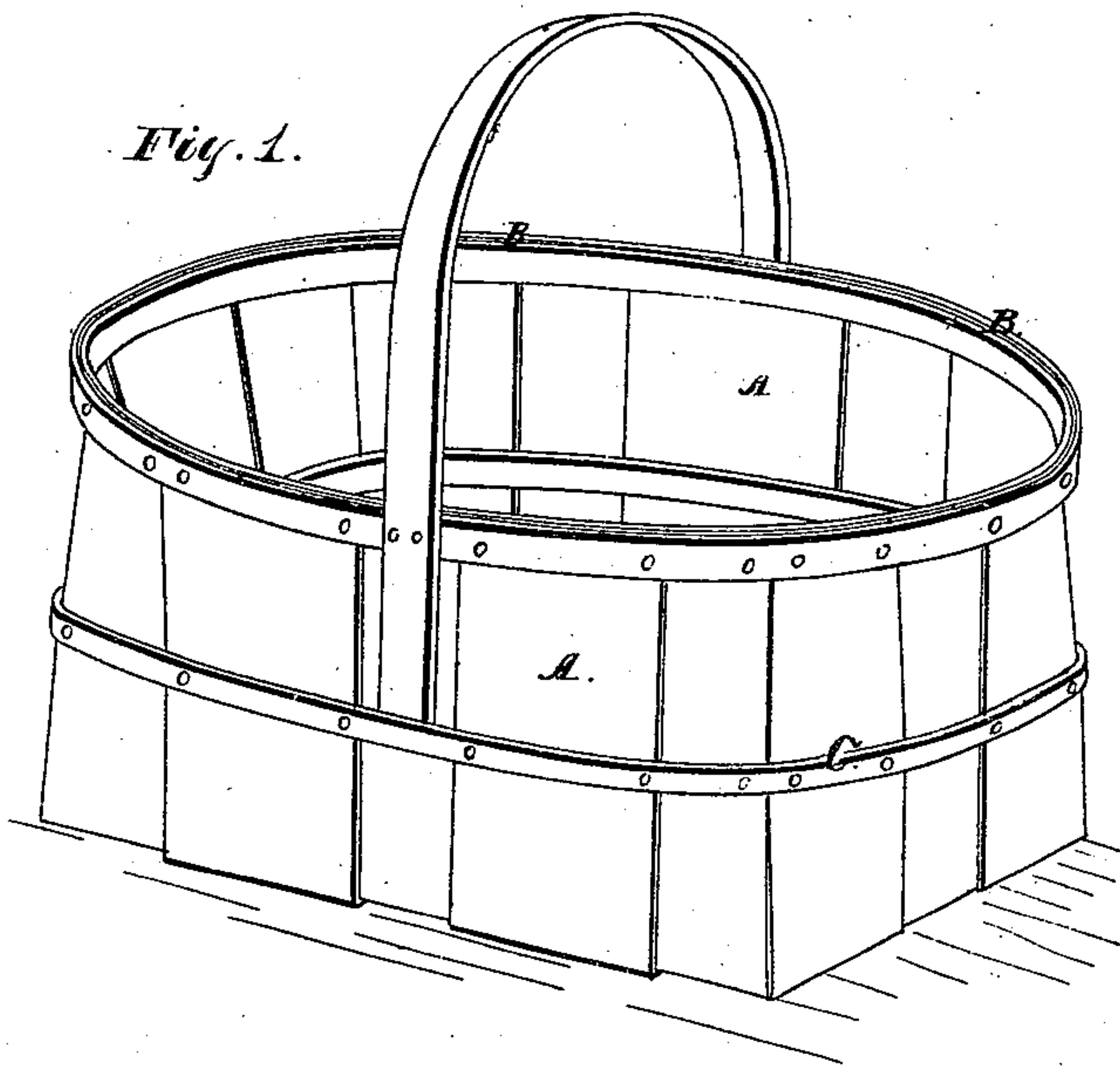


Fig. 3.


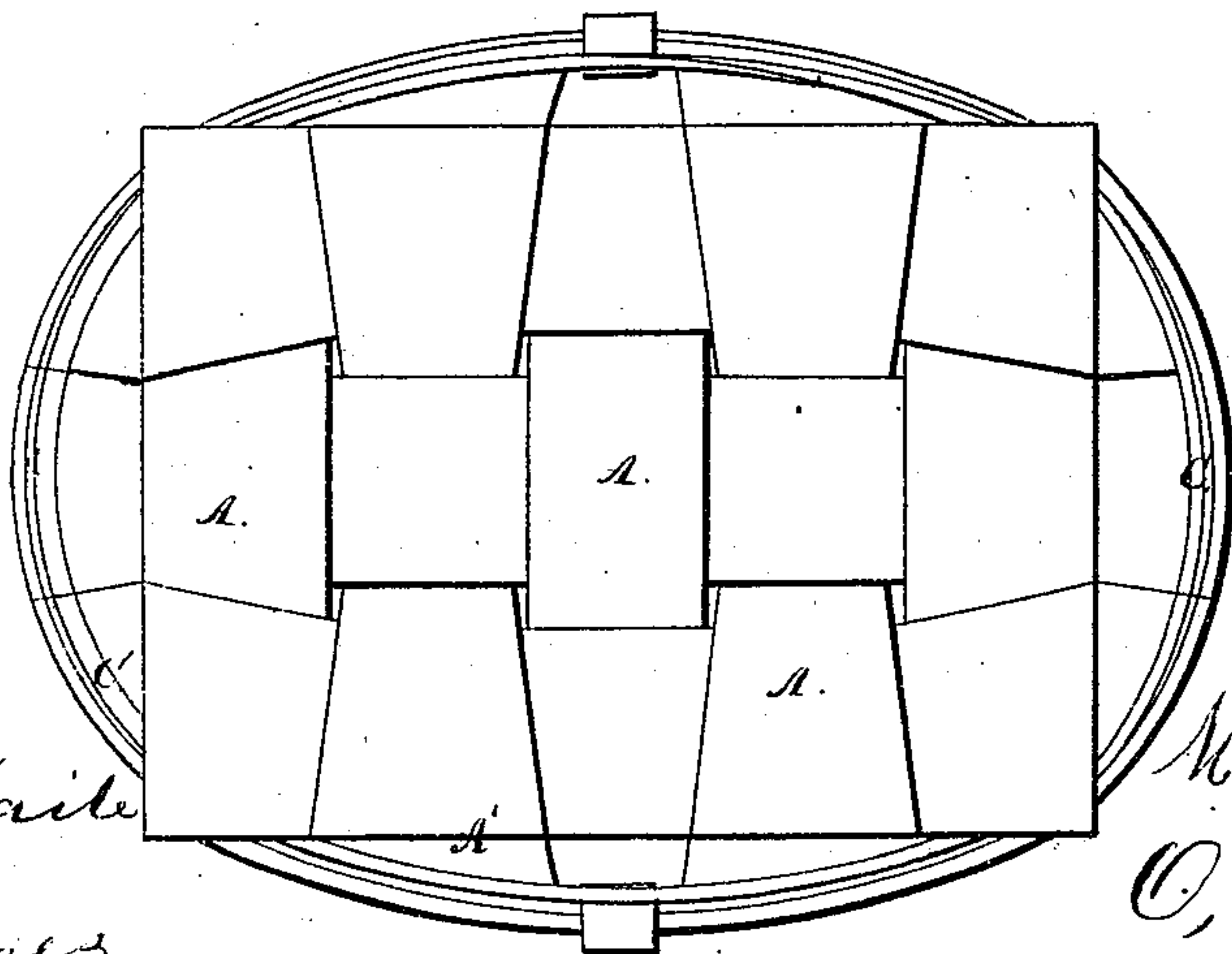


Fig. 2.



Attest:

*E. E. Waite
J. Holmes*

Inventor:

*M. L. Stray
O. A. Stray*

UNITED STATES PATENT OFFICE.

M. L. STRAY AND O. A. STRAY, OF WILLOUGHBY, OHIO.

IMPROVEMENT IN FRUIT-BASKETS.

Specification forming part of Letters Patent No. 59,290, dated October 30, 1866.

To all whom it may concern:

Be it known that we, M. L. STRAY and O. A. STRAY, of Willoughby, in the county of Lake and State of Ohio, have invented certain new and useful Improvements in Fruit-Baskets; and we do hereby declare that the following is a full and complete description of the same, reference being had to the accompanying drawings, making a part of this specification, in which—

Figure 1 is a perspective view of the basket. Fig. 2 is a view of the under side. Fig. 3 is a detached section that will be referred to hereinafter.

Like letters of reference refer to like parts in the several views.

The basket can be made of the ordinary material and of the usual form and size. The strips A, of which the basket is formed, are not cut of a uniform width from one end to the other, but are tapering from each edge A' toward the center; or the strips are cut out in a tapering form from the center to the edges A', Fig. 2, the strips from the edges A' up to the rim of the basket being of the same width. The strips are cut in this way for the purpose of breaking the joints at the sides and ends of the basket by lapping the strips over each other. These strips being wider at the edges A' than in the center, as stated, when they are lapped together on the under side, as shown in Fig. 2, and drawn close together, they will lap past

each other, for if the edges just meet, as in the ordinary way, the center, which is so much narrower than from edges A' to the ends, would not meet at all, and the bottom of the basket would be all open; but when they are brought close together the strips will lap, as stated, over each other, according as they are cut out more or less from the edges A' toward the center, as shown at B, Fig. 1, and also in Fig. 3, which is an enlarged view of a portion of the rims, showing three strips which lap over, as shown. This makes a tight and close basket, so that very small fruit, &c., can be carried in it, also strengthening and rendering it more durable, which can then be held firm and in place by a wooden band, C, passing round it; or, instead of this band, a wire can be used, passing through the edges of the strips from the inside to the outside and back again. Only one wire is necessary in this way, and with the band there must be two, one on the inside and one on the outside of the basket.

What we claim as our improvement, and desire to secure by Letters Patent, is—

The described basket, when constructed and arranged in the manner specified, being a new article of manufacture.

M. L. STRAY.
O. A. STRAY.

Witnesses:

W. H. BURRIDGE,
I. HOLMES.