

F. A. Makepeace,
Shutter Fastening.

N^o 58,441.

Patented Oct. 2, 1866


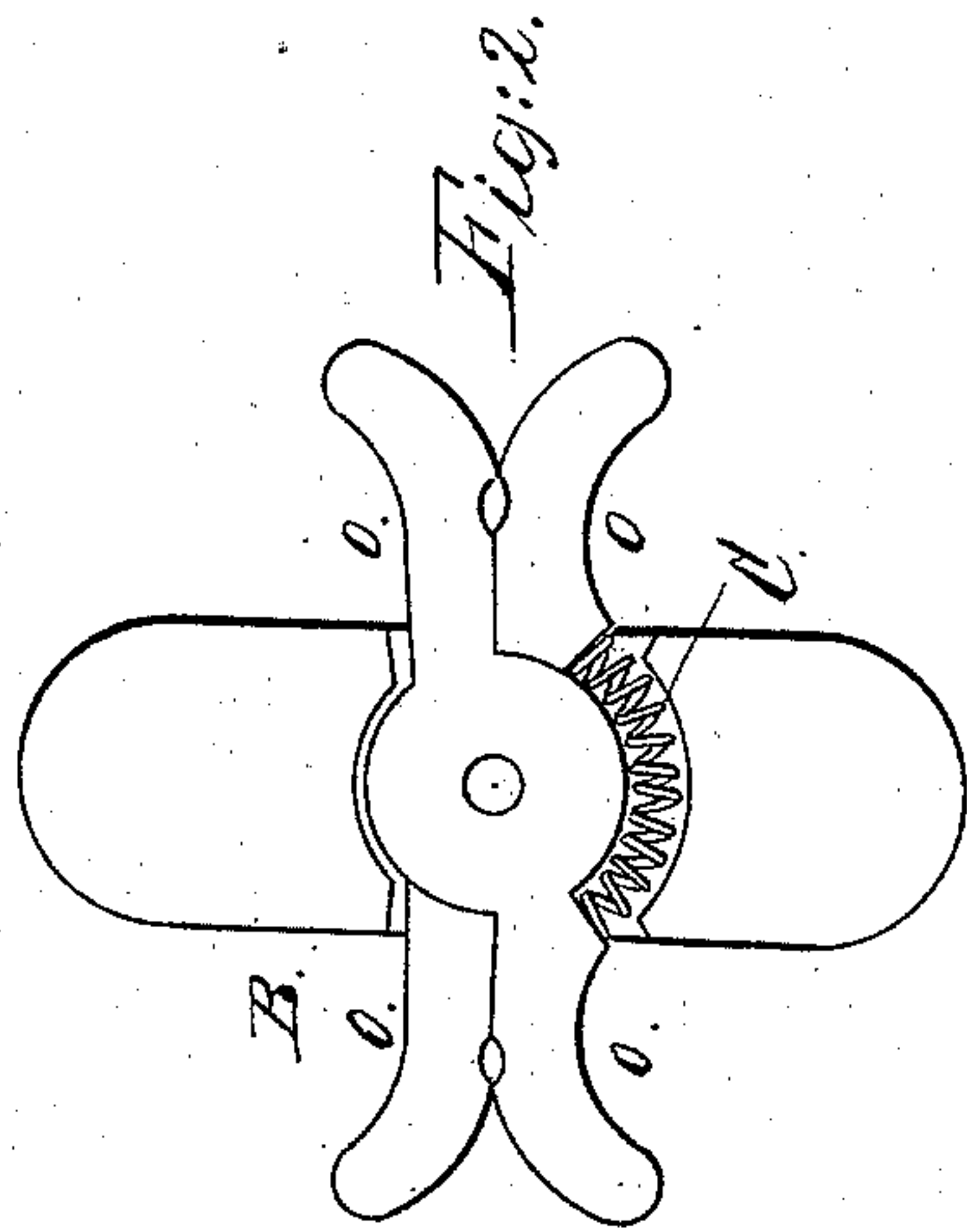
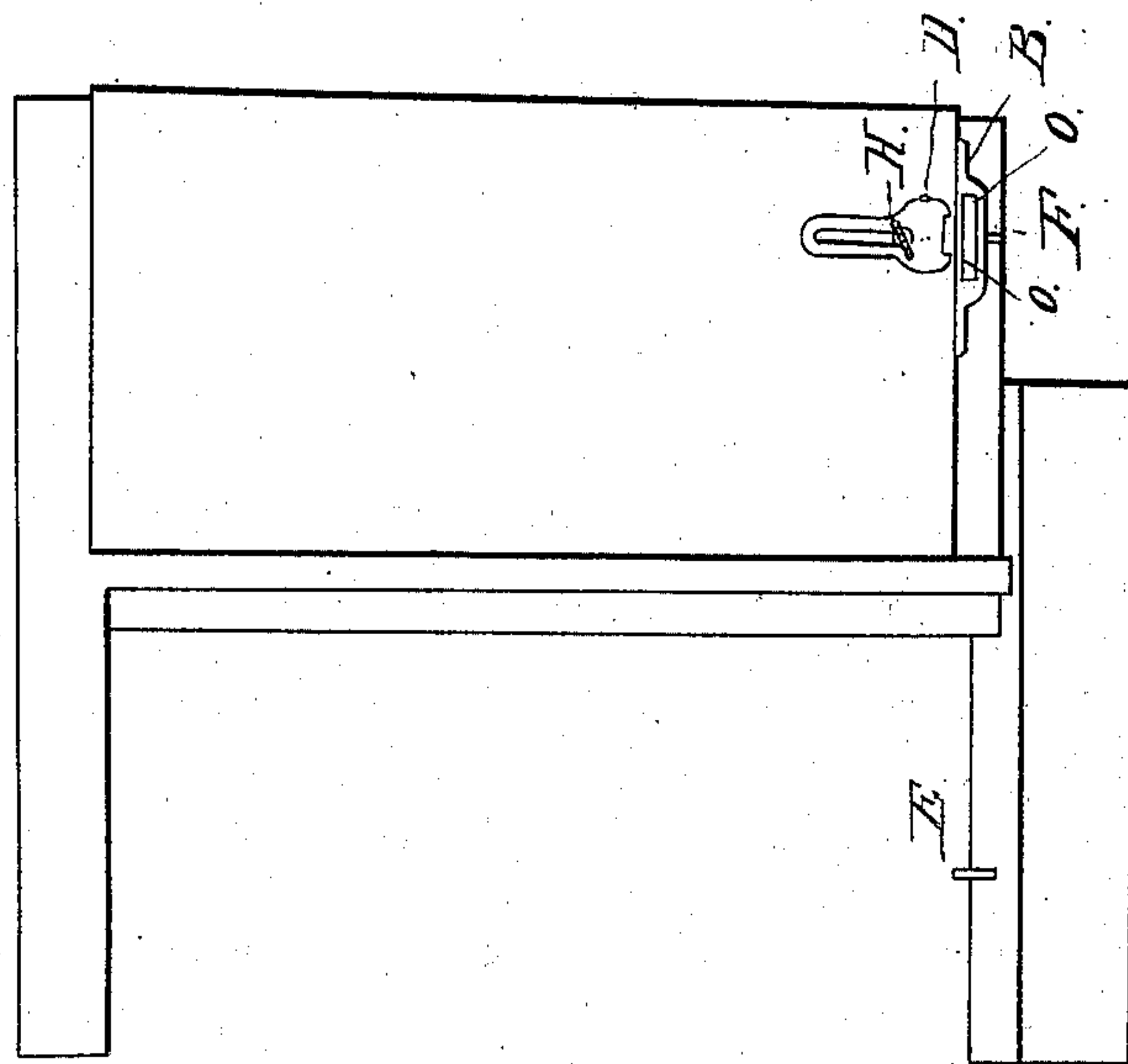


Fig: 1.



Witnesses:

Geo. A. Jordan

James G. Arnold

Inventor:

F. A. Makepeace

UNITED STATES PATENT OFFICE.

FRANCIS A. MAKEPEACE, OF WORCESTER, MASSACHUSETTS.

IMPROVED FASTENING FOR WINDOW-BLINDS.

Specification forming part of Letters Patent No. 58,441, dated October 2, 1866.

To all whom it may concern:

Be it known that I, FRANCIS A. MAKEPEACE, of the city and county of Worcester, State of Massachusetts, have invented a new and Improved Blind-Fastener; and I do hereby declare the following to be a sufficient description, with the accompanying drawings, to enable any person skilled in the art or science to which it most nearly appertains to make and use my said invention without further invention or experiment.

In the drawings, Figure 1 is a view of my invention as applied to a blind. Fig. 2 shows the jaws in their socket-plate or a plan of their arrangement, and Fig. 3 shows some parts hereinafter to be more particularly described.

The object of my invention is to make a secure fastener or holder for window-blinds and similar purposes that shall be of easy operation, and of such construction that the strain of its use or operation shall not tend to rack it out of place on the blind, as is the case with those heretofore used.

To these ends its nature consists in providing a clamp-jaw or double catch to spring onto each side of the pin or holder, and also in making a locking apparatus which shall make it fast when desired.

In constructing my invention, make two pieces of the form shown at A, Fig. 3, with the central circular part of half a thickness, so that they may lap across each other, as shown in Fig. 2, and a piece, B, with its central part cut out or recessed to allow the jaws

O O' to be held there, and a spring, C, or springs, to bear on each of the jaws to close them, the piece B being fastened to the blind by screws or other suitable means, and pins or catches E F are so placed that the jaws shall meet them, and, opening, catch on each side of one when the blind is opened or shut. D is a locking-plate sliding on the thumb-screw H, and its lower end fitted to clasp both jaws and hold them when slid down, the thumb-screw H holding it where desired.

It is evident that variations of the parts may be made to meet the different circumstances met with in its application to differently-formed blinds, and the locking-plate may in some cases be preferred to be hung on a screw or pivot by extending one side a short distance; or other changes of form or arrangement may be made without departing from the principles of my invention.

What I claim as new, and desire to secure by Letters Patent, is—

1. The construction and arrangement of the double spring-jaws, when constructed and operating substantially as set forth.

2. The locking-plate, in connection with the double jaws, when constructed and operating in the manner and for the purposes substantially as set forth and described.

F. A. MAKEPEACE.

Witnesses:

GEO. A. JORDAN,
JAMES G. ARNOID.