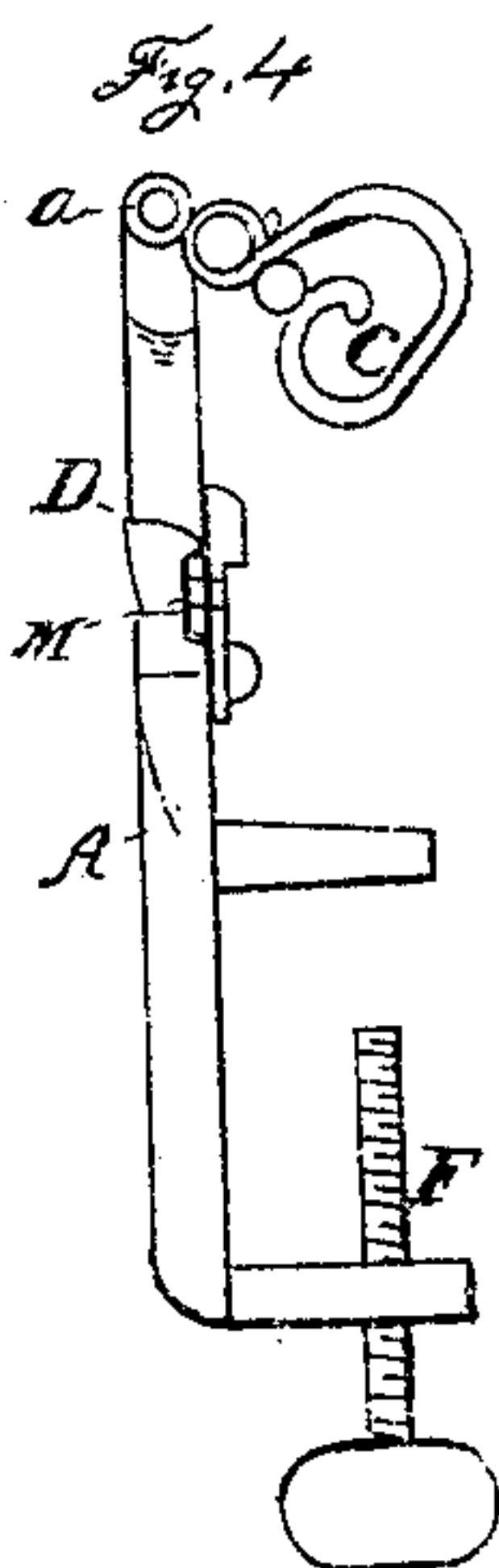

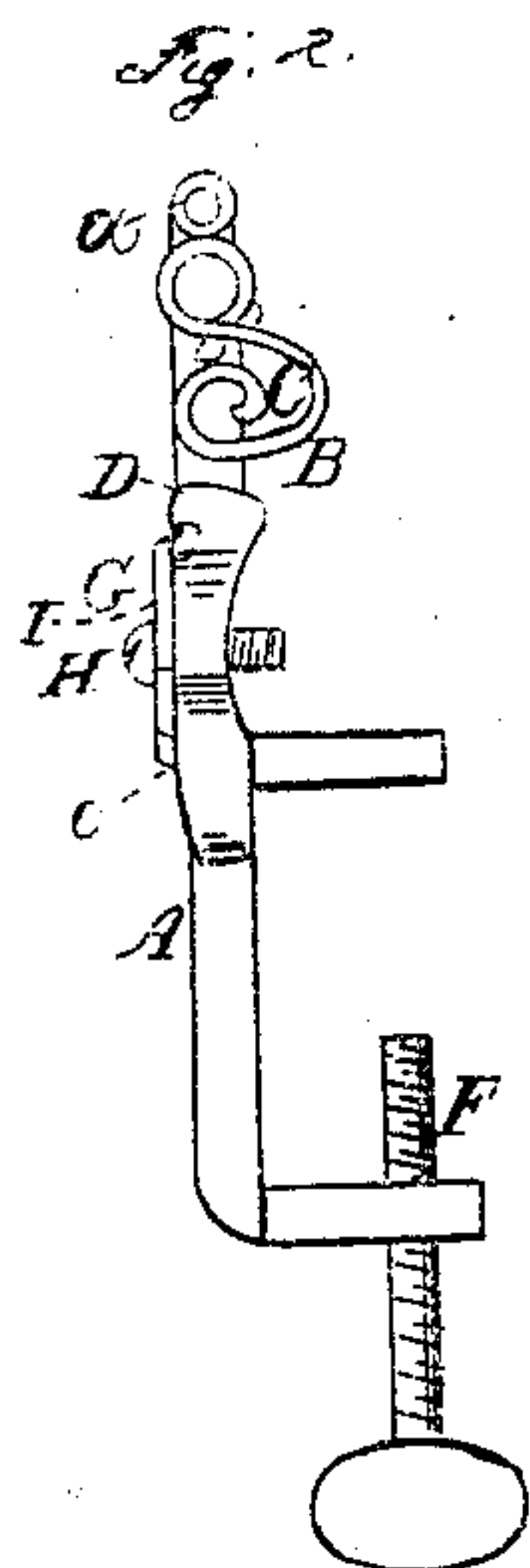



# C. E. Staples. Work Holder.

No. 57591.

Patented Aug 28. 1866.



Witnesses

J. N. B. Livingston  
Wm. J. Brown

Inventor.

Chas. E. Staples  
J. W. Munro  
Attorneys

# UNITED STATES PATENT OFFICE.

CHARLES E. STAPLES, OF WORCESTER, MASSACHUSETTS.

IMPROVEMENT IN COMBINED SEWING-WORK HOLDER AND SCISSORS-SHARPENER.

Specification forming part of Letters Patent No. 57,591, dated August 28, 1866.

*To all whom it may concern:*

Be it known that I, CHARLES E. STAPLES, of Worcester, in the county of Worcester and State of Massachusetts, have invented a new and Improved Combined Cloth-Holder for Sewing Purposes and Scissors-Sharpener; and I do hereby declare that the following is a full, clear, and exact description thereof, which will enable others skilled in the art to make and use the same, reference being had to the accompanying drawings, forming a part of this specification.

The present invention relates to a new and improved combined holder for cloth when being sewed or stitched and a device for the sharpening of the cutting-edges of scissors, the usefulness and convenience of which combination are self-evident to all.

In accompanying plate of drawings my combined sewing-work holder and scissors-sharpener is illustrated, Figure 1 being an elevation of the front side of the same; Fig. 2, an edge view of the same; Fig. 3, a similar view to Fig. 1, but with a different form of scissors-sharpener; and Fig. 4, an edge view of the combined holder and scissors-sharpener shown in Fig. 3.

Similar letters of reference indicate like parts.

A in the drawings represents the frame of the work-holder, which can be made of any suitable design and shape. To the upper end, B, of this frame A is hung upon a center or fulcrum pin, *a*, a scroll sector-shaped cam or arm, C, having its lower edge or periphery roughened or serrated, between which and the edge D of the holder-frame A the cloth that is to be sewed or stitched is firmly held by simply pulling the cloth with sufficient strength in the proper direction to cause the cam C to come to a tight and close bearing against it, so as to nip and bind it between the cam and the said edge D.

F is a clamp upon the rear side of the frame A, of suitable construction or form to enable the holder to be fastened to the table or other desired article or place.

To the front side, G, of the holder-frame A is secured by a center set-screw, H, a po-

lygonal-shaped steel-plate, I, each edge *b* of which is beveled, forming a sharp cutting-edge, *c*, to the same, so that by properly drawing the cutting-edges of the blades of scissors over and across any one of them they will be sharpened thereby.

J is an opening or slot made in the holder-frame, just above the scissors-sharpener plate I, attached thereto, above the lower side of which opening one edge of the said plate I projects, the scissors-blades, when to be sharpened, being drawn over and across the said edge through the said opening J, the side K of which serves as a guide to the same.

When the edge of the sharpening-plate I, projecting above the opening J of the holder-frame A, has become dull or unfit to be used, by unloosening the set-screw H, by which it is secured to the frame A, and turning the plate upon it as a center, the next edge of the plate can be brought into suitable position for being used, and there secured by tightening the said set-screw H, and so on through all the edges of the plate, as is obvious.

From the above description of my improved combined work-holder and scissors-sharpener it is obvious that a simple, cheap, economical, convenient, and useful device or implement is produced for use while sewing upon cloth of all kinds, and in the making of many articles of wearing-apparel.

In lieu of the polygonal-shaped plate I, for sharpening scissors, a straight plate, M, of a similar character, may be used, which plate is secured to the back of the holder-frame, as shown in Figs. 3 and 4; or the said sharpening-plate may be made of a round, oblong, or other suitable shape, so long as the proper edge is given to it to sharpen the blades of scissors when drawn over or across it.

I claim as new and desire to secure by Letters Patent—

A combined cam-formed cloth-holder for sewing purposes and a scissors-sharpener, all constructed substantially as described.

CHARLES E. STAPLES.

Witnesses:

WM. FLYNN,

CHARLES STAPLES.