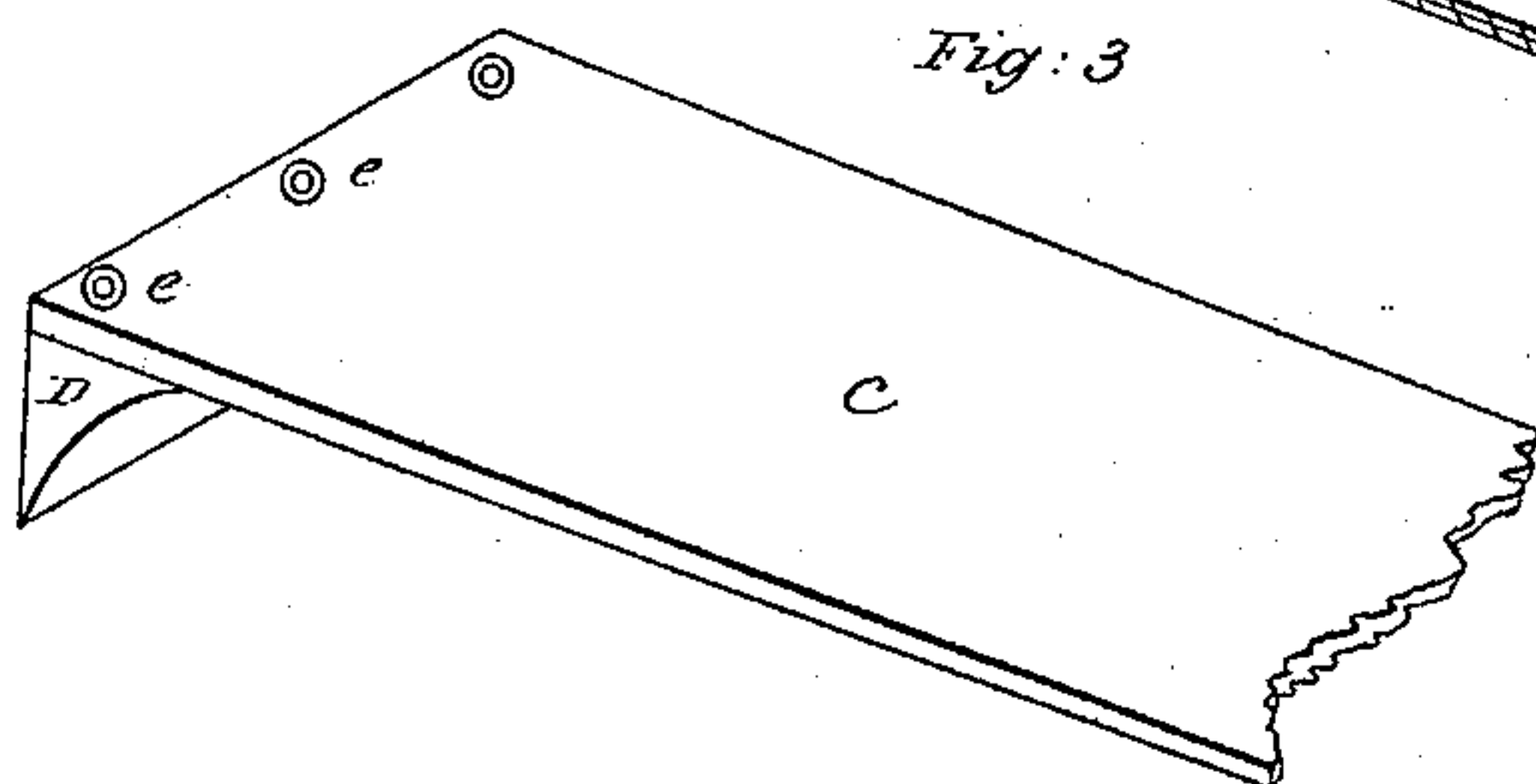
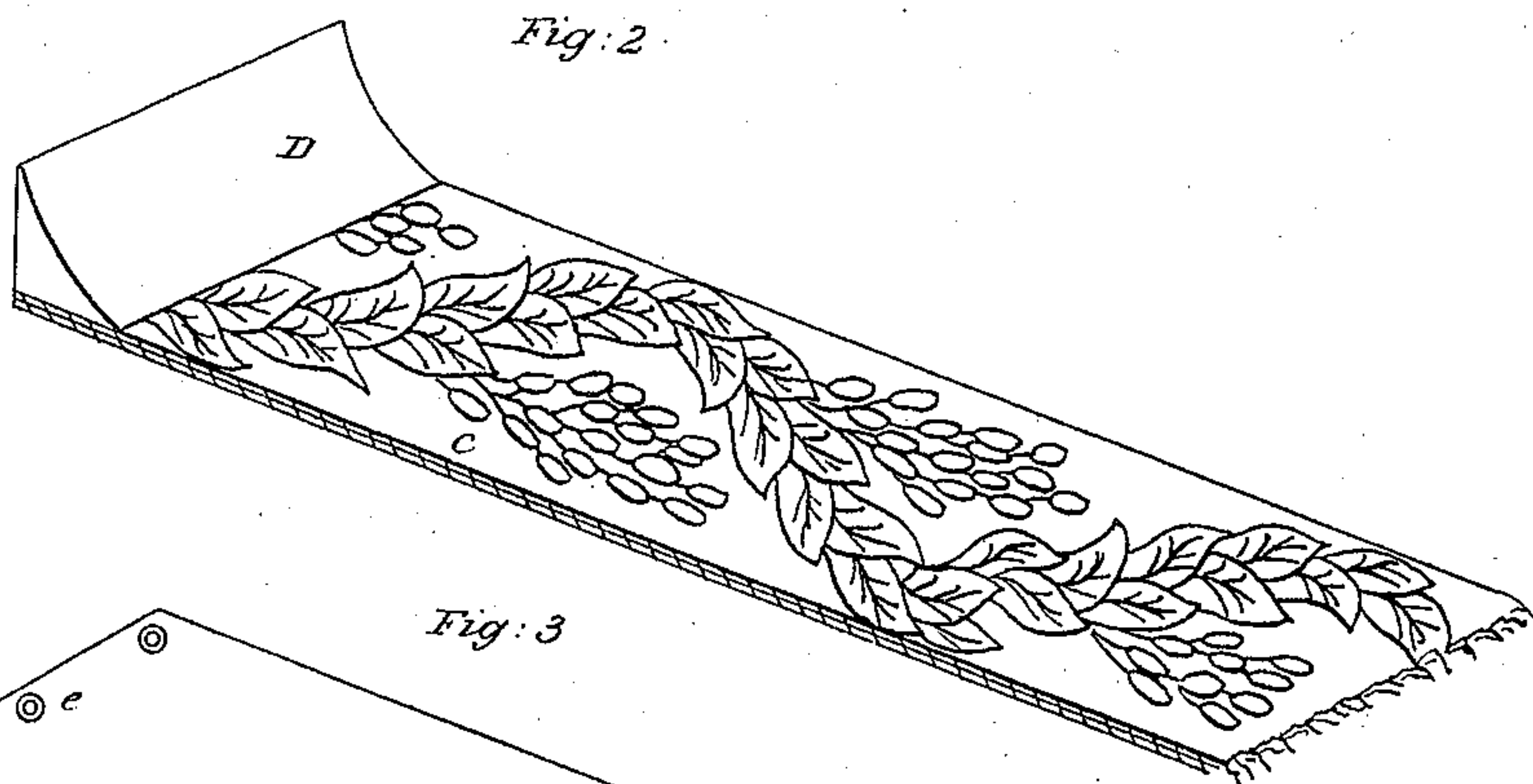
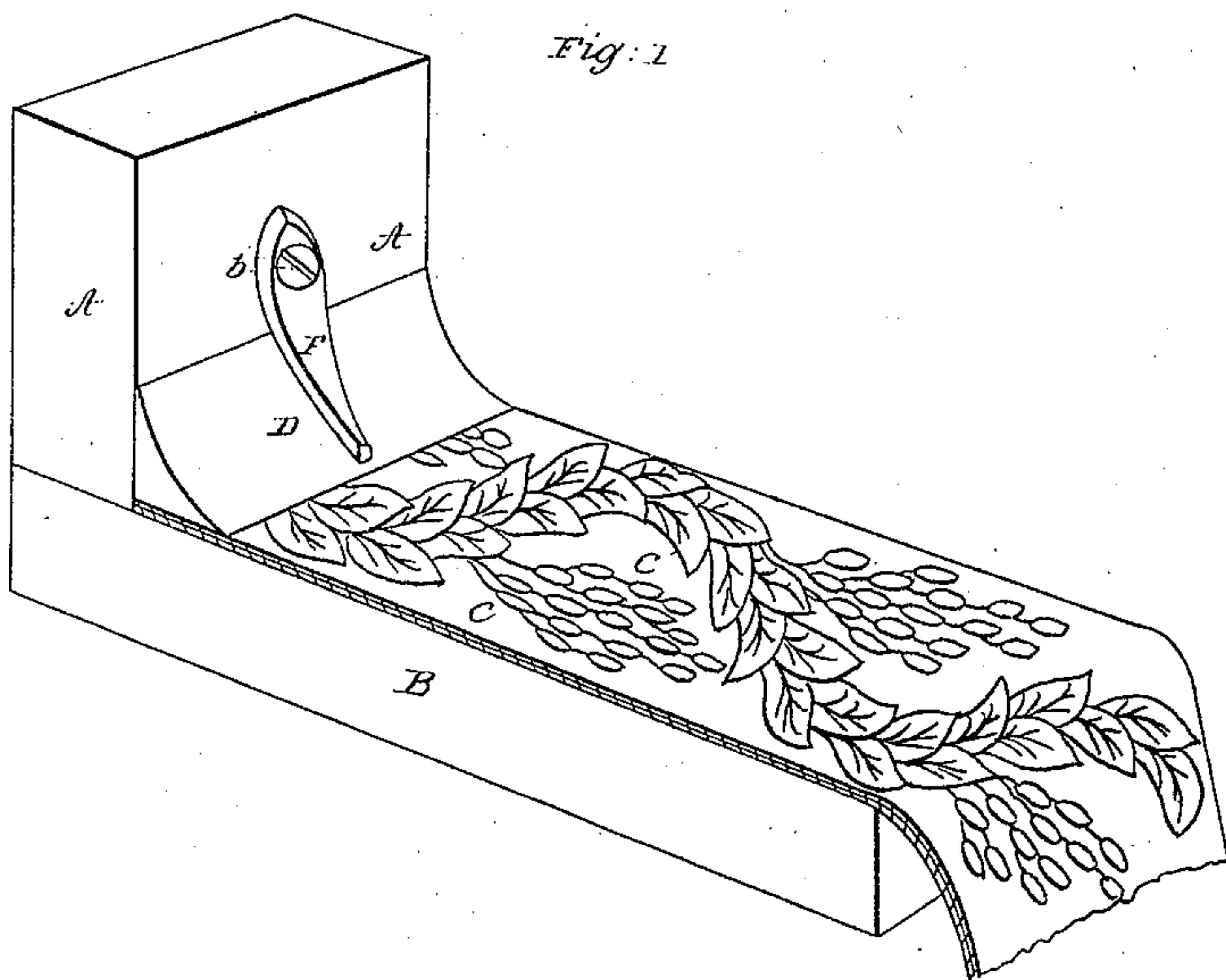


*E. Shopbell,*  
*Carpenter Fastener.*

*N<sup>o</sup> 55,170.*

*Patented May 29, 1866.*



*Witnesses:*

*Alden*

*Chellaw*

*Inventor:*

*E. Shopbell*

# UNITED STATES PATENT OFFICE.

E. SHOPBELL, OF ASHLAND, OHIO.

## IMPROVED CARPET-HOLDER.

Specification forming part of Letters Patent No. **55,170**, dated May 29, 1866.

*To all whom it may concern:*

Be it known that I, E. SHOPBELL, of Ashland, in the county of Ashland and State of Ohio, have invented certain new and useful Improvements in a Carpet-Holder; and I do hereby declare that the following is a full and complete description of the same, reference being had to the accompanying drawings, making a part of this specification, in which—

Figure 1 is a perspective view of the holder with a part of the base-board and floor. Fig. 2 is a detached section. Fig. 3 is a view of the under side.

Like letters of reference denote like parts in the several views.

A, Fig. 1, represents a portion of the wall or base-board; B the floor on which the carpet C is placed. D is a cleat, made of wood, of a three-cornered shape transversely, two sides of which are at right angles with each other, that fit close down in the corner against the base-board and floor, as represented.

The upper side is curved out a little, on which a button, F, attached to the wall at *b* by a pin or screw, is turned, the button being of the shape of the cleat on the under side and turning easily on the pin or screw, and when it is turned down fits closely on the cleat, holding it securely in place.

The carpet is first attached to the under side of the cleat, as shown at *e* in Fig. 3, the cleat being in length equal to the width of one breadth of carpet, and it can be more or less. The carpet, with the cleat, is then turned over

and placed on the floor, and the cleat pushed up close against the wall or base-board, when the button F is turned down upon it, as represented in Fig. 1. Each breadth of carpet covering a floor may be attached to a cleat at each end and cleats along the edge of the side breadths, that by means of corresponding buttons round on the base-board being turned down upon the cleats, will hold the carpet neatly and securely in place.

The buttons can be turned off the cleats and the carpet raised for any purpose and put down again so readily without tearing the carpet or injuring the floor, as is the case in the ordinary way of putting down and taking up carpets, besides, it is so much less trouble and labor.

In fastening down stair-carpet the cleat or ordinary stair-rod may be used with buttons attached to the stairs outside of the carpet, that when turned down upon the rods or cleats will hold them securely in place, which would be much easier than the ordinary mode of fastening stair-rods.

What I claim as my improvement, and desire to secure by Letters Patent, is—

The combination of the cleat and buttons, when used in connection with the carpet and mop-board, as and for the purpose set forth.

E. SHOPBELL.

Witnesses:

HAMILTON C. OLDREYD,  
J. P. DEVOR.