

*J. Aborn,
Shutter Worker.*

N^o 54,996.

Patented May 22, 1866.

Fig: 1.

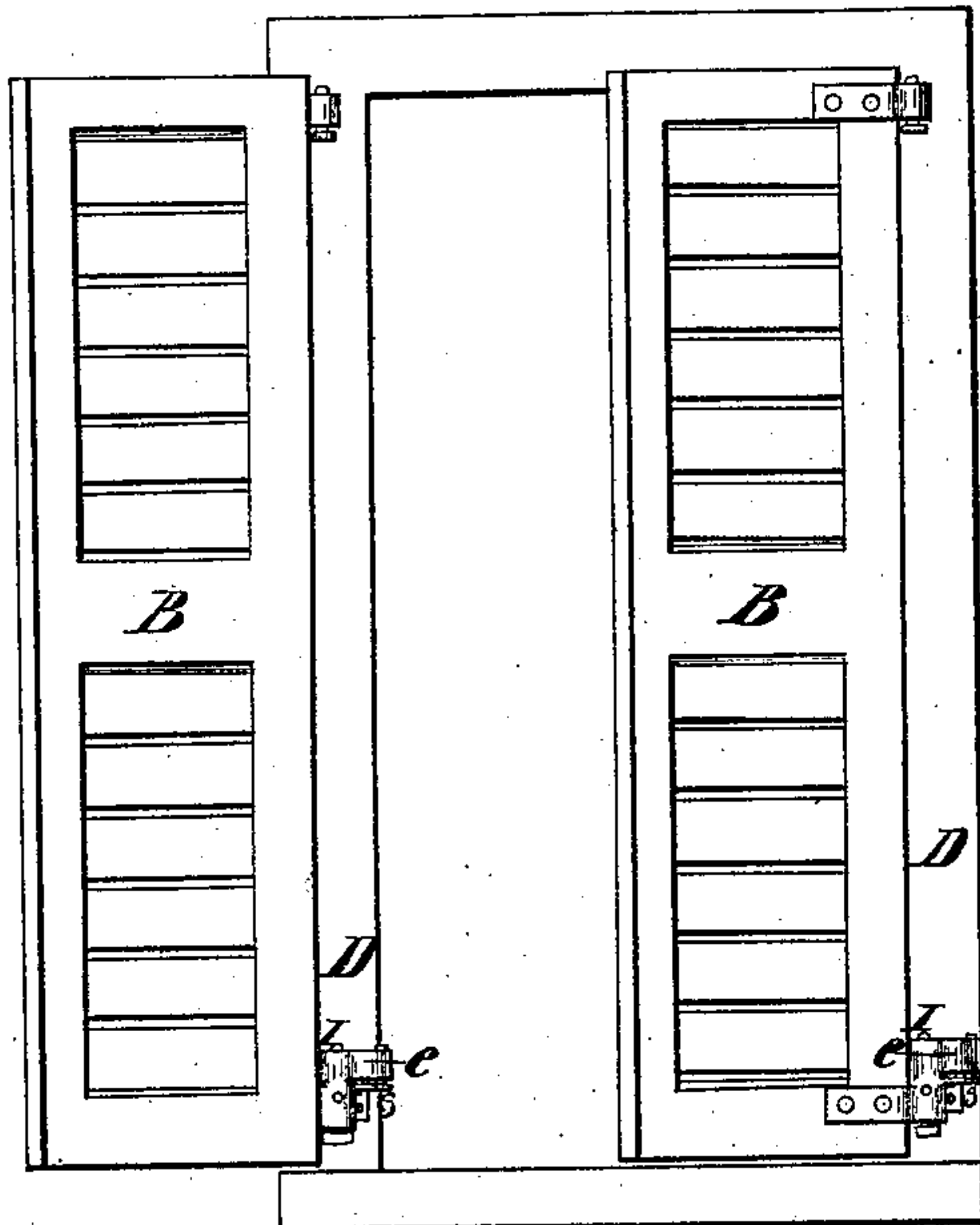


Fig: 2.

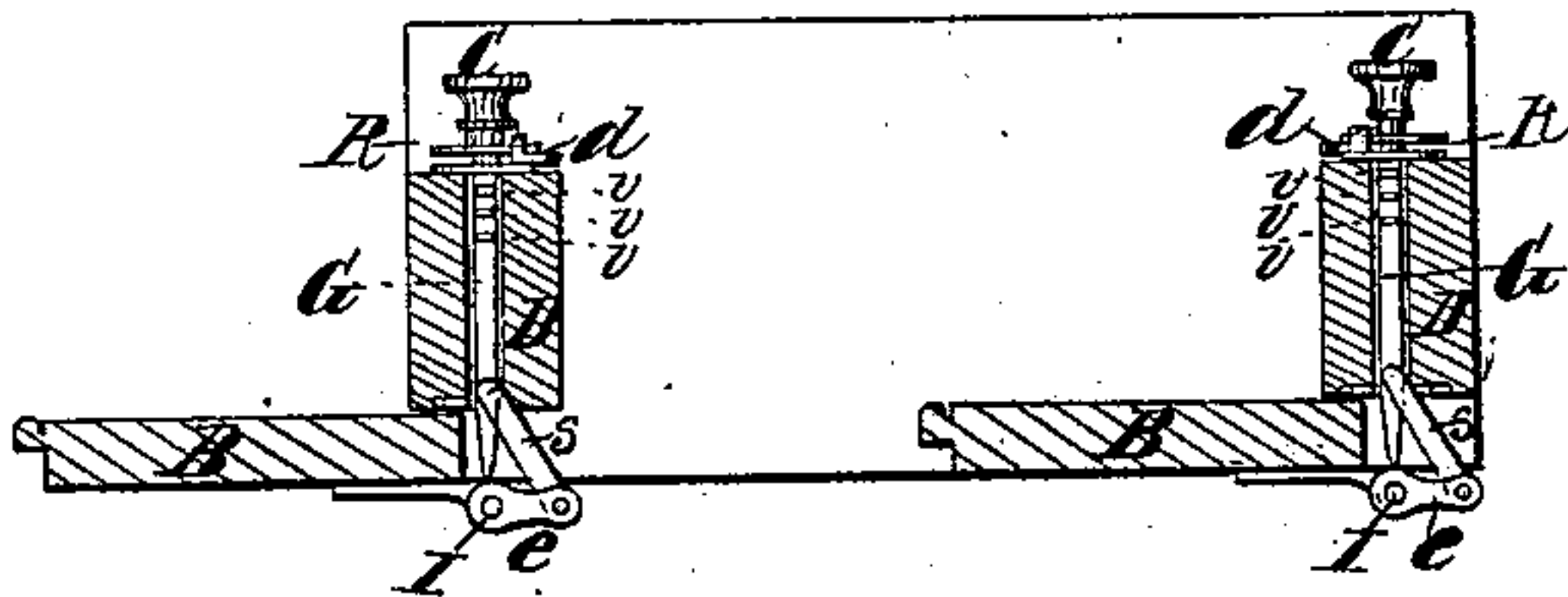


Fig: 3.

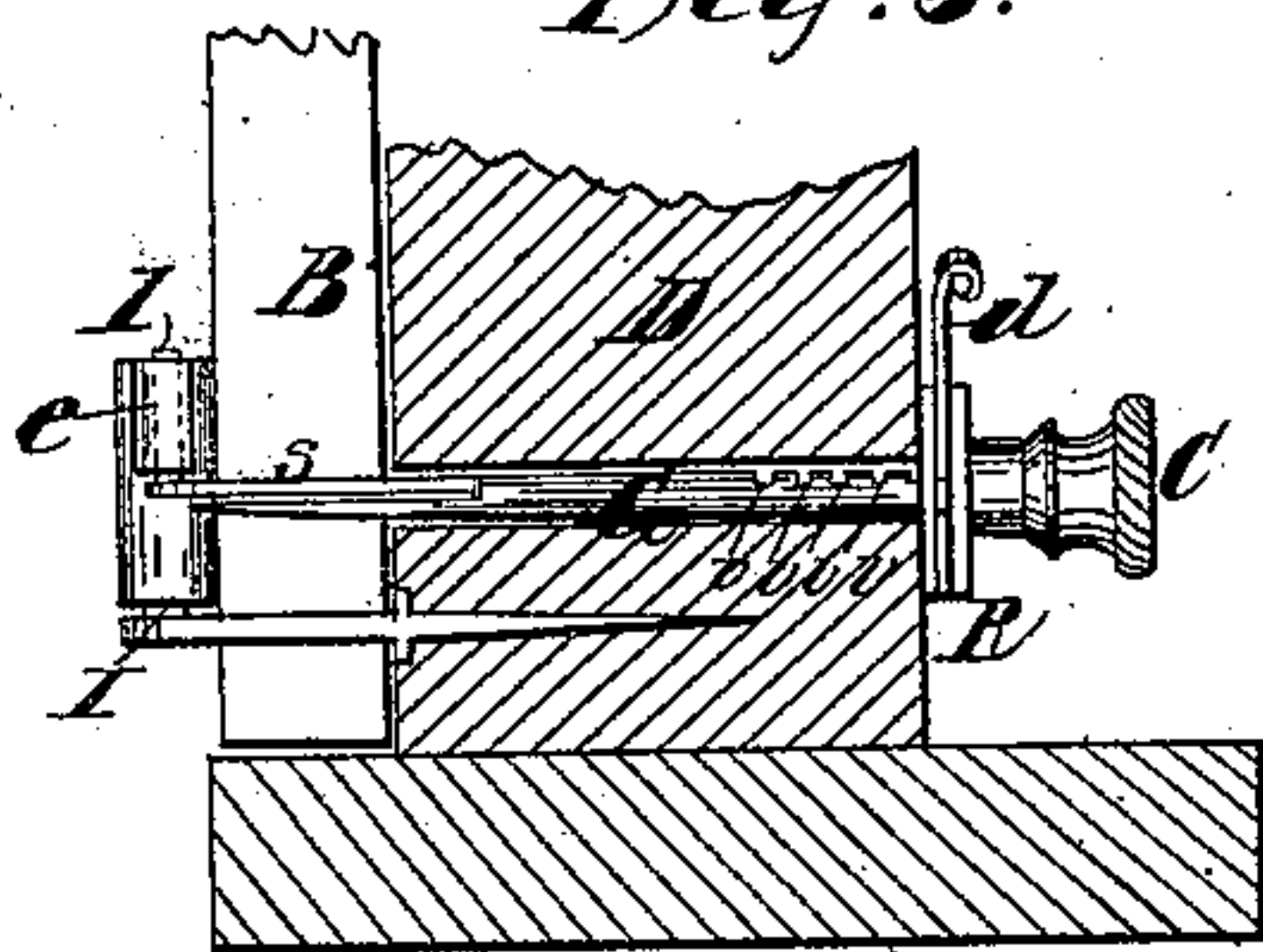
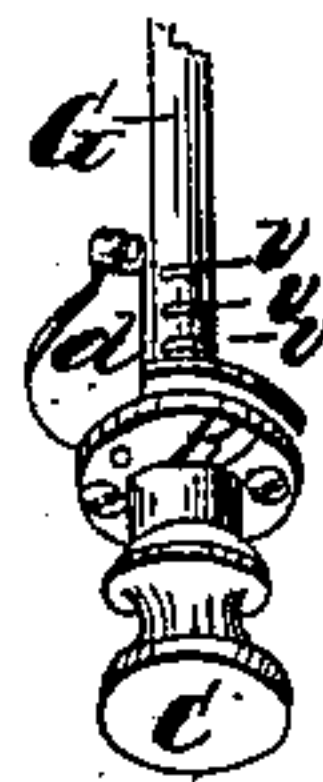


Fig: 4.



*Witnesses:
Isaac A. Brownell
Geo H. Smith*

*Inventor:
James Aborn*

UNITED STATES PATENT OFFICE.

JAMES ABORN, OF PROVIDENCE, RHODE ISLAND, ASSIGNOR TO HENRY H. GILES, OF SAME PLACE.

IMPROVED BLIND FASTENER AND OPERATOR.

Specification forming part of Letters Patent No. 54,996, dated May 22, 1866.

To all whom it may concern:

Be it known that I, JAMES ABORN, of the city and county of Providence and State of Rhode Island, have invented a new and Improved Device for Swinging and Fastening Window-Blinds from Within; and I do hereby declare that the following is a full and exact description of the same, reference being had to the accompanying drawings, making part of this specification, in which—

Figure 1 is an elevation of a pair of window-blinds arranged with my improved device. Fig. 2 is a plan of the same. Fig. 3 is a section of the window-casing, showing the construction and arrangement of the improved device. Fig. 4 is a perspective view of the fastening.

Similar letters indicate corresponding parts in all the figures.

The object of this invention is to swing the window-blinds to open and close the same and to fasten them in either position or partly open from within the room without the necessity of raising the window.

My invention consists of a hinge formed with a hinge-arm extending on the opposite side of its barrel from the window-blind, a connecting-bar, and a sliding bolt passing through the casing to the inside, and provided with a knob or handle on the inside end for sliding the bolt to swing the blind; also, a series of notches in the sliding bolt, and a button or key to shut into the notches for the purpose of fastening the blinds in the desired position.

In the drawings, B B are the window-blinds, and D is the window-casing. *m* is the hinge, near the bottom of the blind, and turning on a pintle, I, driven into the casing in the usual way. The barrel of the hinge which turns on the pintle is made longer than usual, and from the upper end thereof extends a hinge-arm, *e*—that is, an arm formed with a barrel or eye for the reception of a pintle which is formed on the end of the connecting-bar S, the opposite end of which is pivoted to the sliding bolt G. This bolt slides in a cavity cut through the casing into the inside, and when the blind is wide open or shut it will be seen that the position of the connecting-bar S is at an angle of about forty-five degrees with the sliding bar, which is favorable for exerting the greatest force to swing the blind from one position to the other.

The bolt G slides through an escutcheon, R, upon the inside of the casing, and is provided with a knob or handle, C, by which it is worked. The opposite end of the bolt nearest the hinge is tapering, and enters a hole drilled through the hinge into the pintle for the purpose of locking the hinge from turning on the pintle. Besides this a number of notches, *v*, are cut in the bolt G near the knob or handle, and a button, *d*, which is pivoted to the escutcheon R, is made to shut into these notches, and thereby prevent the bolt G from sliding and the blind from swinging from the position where it is desired it should remain.

The parts being thus arranged, when it is desired to swing the blinds open or to close the same when open the button is lifted from the notch in the bolt, and the knob or handle is drawn out and pushed in again with a quick movement, which swings the blind from one position to the other, where it may be again fastened by pushing or shutting the button into one of the notches in the bolt, as before explained.

Thus it will be seen that the blinds, by means of this device, may be readily opened or closed and fastened in either position from within the room without raising the window.

Having described my invention, I would state that it is susceptible of some modification without changing the nature of its parts or its manner of operation, and that what I claim, and desire to secure by Letters Patent, is—

1. The hinge provided with the arm *e*, in combination with the connecting-bar S and the sliding bolt G, the whole being constructed and operating substantially as described, for the purpose specified.

2. And although I do not claim the mode of fastening separately, I do claim the combination of the apparatus employed, as described, for swinging the blind with a series of notches in the sliding bolt G and a button or key, *d*, substantially as described.

In testimony whereof I have hereunto subscribed my name this 3d day of January, A. D. 1866.

JAMES ABORN.

In presence of—

ISAAC A. BROWNELL,
GEO. H. SMITH.