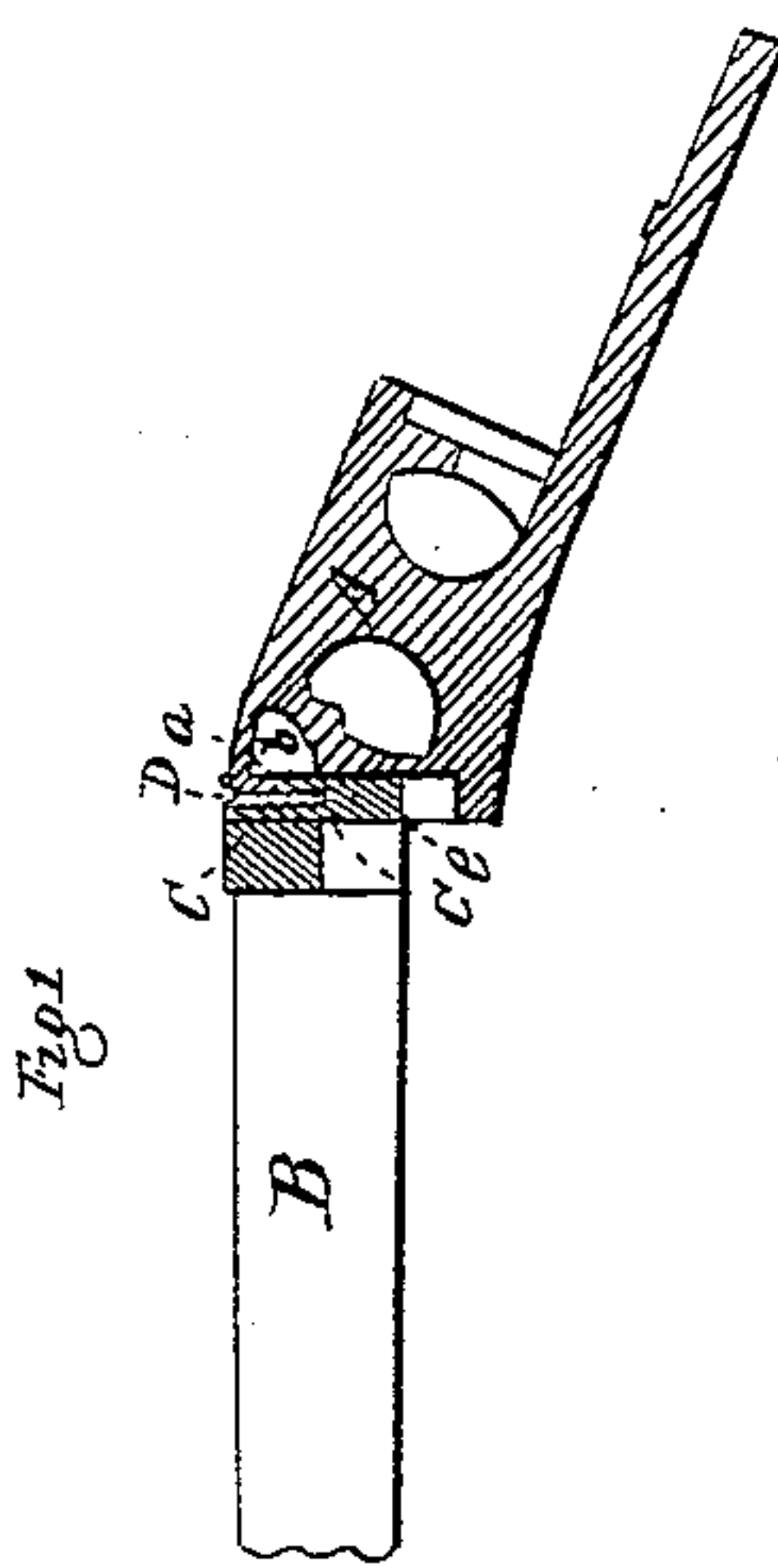
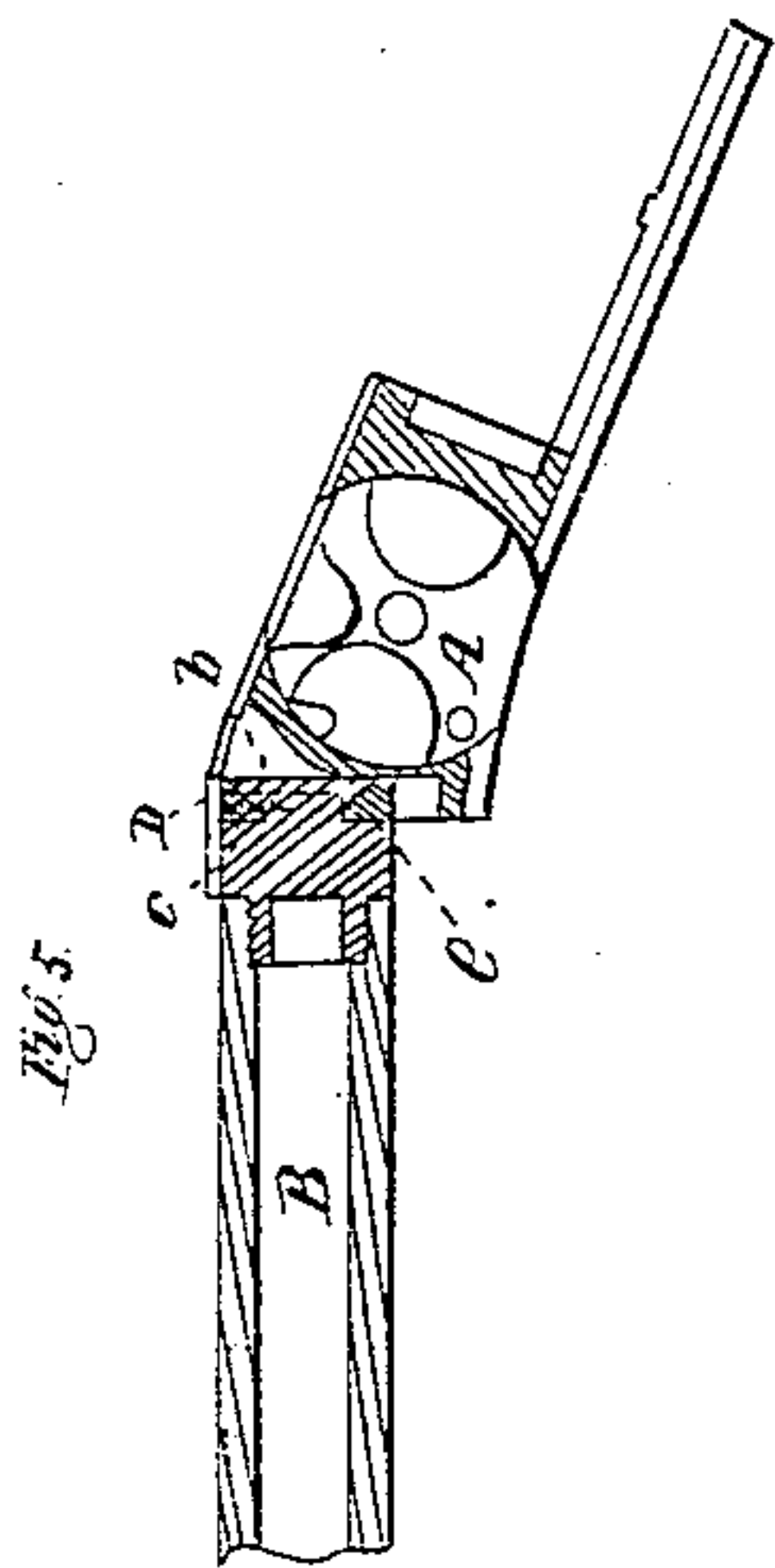
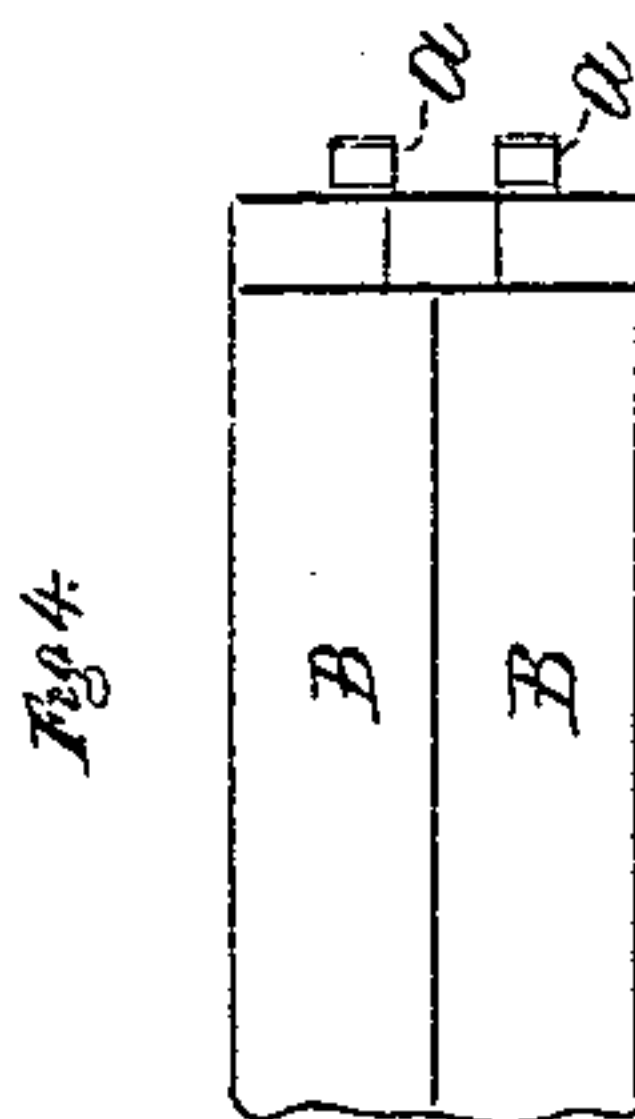
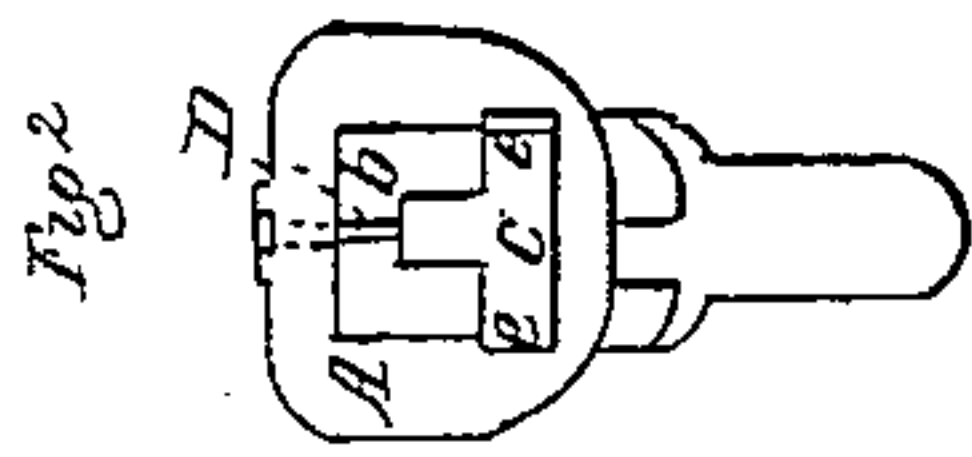
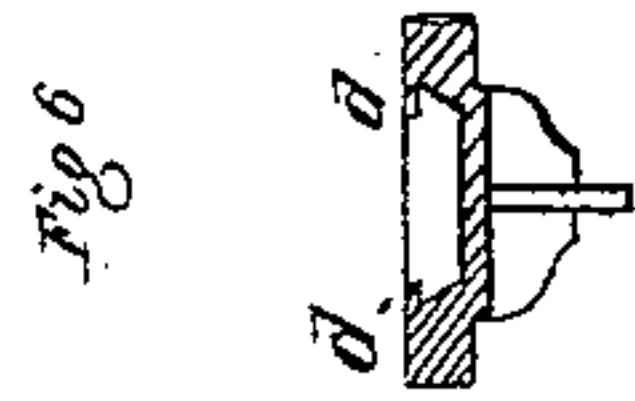
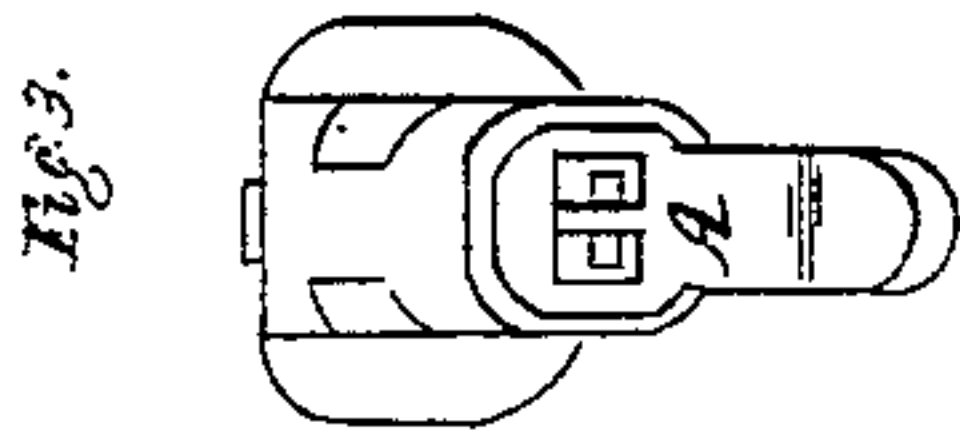


D. C. THRESHER.
Muzzle-Loading Fire-Arm.

No. 54,624.

Patented May 8, 1866.



Witnesses:
Samuel A. Pifer
George Andrews

David C. Thresher
by his attorney
R. W. Eddy

UNITED STATES PATENT OFFICE.

DAVID C. THRESHER, OF FREETOWN, MASSACHUSETTS.

IMPROVEMENT IN GUN STOCK AND BARREL ATTACHMENTS.

Specification forming part of Letters Patent No. 54,624, dated May 8, 1866.

To all whom it may concern:

Be it known that I, DAVID C. THRESHER, of Freetown, in the county of Bristol and State of Massachusetts, have invented a new and useful or Improved Gun Stock and Barrel Attachment; and I do hereby declare the same to be fully described in the following specification and represented in the accompanying drawings, of which—

Figure 1 is a longitudinal section of a gun stock and barrel as provided with my invention. Fig. 2 is a view of the front end of the stock. Fig. 3 is a view of the rear end; and Fig. 4 a top view of the double barrel. Fig. 5 is a vertical section taken through one of the jaws of the clamp.

In carrying out my invention as applied to a double-barreled gun, the barrels, joined together in the ordinary manner, are to be provided with two dovetailed tenons, *a a*, the said barrels being represented at B B. These tenons are to be arranged so as to project from the breech of the barrels, and are to enter a recess or chamber, *b*, made in the adjacent end of the stock A.

The upper part of the chamber is formed as shown at *c*, so as to lap on the upper edges of these tenons, and such chamber is provided with a clamp, C, and an elevator or screw, D, for raising the clamp. The two ends of the clamp should move in vertical grooves made

in the opposite sides of the chamber, the same being as shown at *d d* in Fig. 6, which is a horizontal section of the chamber. The upper part of each jaw *e* of the clamp is also beveled, as shown in Fig. 5, in order to fit to the lower edge of the dovetailed tenon when grasped by such jaw.

By inserting the tenons in the chamber and revolving the screw the clamp may be drawn up against the tenons, and they be forced up against the part *c* of the chamber, so as to firmly hold the barrel in connection with the stock.

With the screw applied to the clamp any desirable amount of pressure of the clamp on the tenons may be obtained, however much they may become worn while in use.

It will be evident that by varying the form of the clamp a single barrel with a single dovetailed tenon projecting from it may be connected in a similar way to the stock.

What I claim as my invention is—

The combination and arrangement of the clamp and the lifting-screw thereof with the dovetailed tenon or tenons, and the chamber applied to the stock, and the barrel or barrels, substantially as described.

DAVID C. THRESHER.

Witnesses:

R. H. EDDY,
F. P. HALE, Jr.