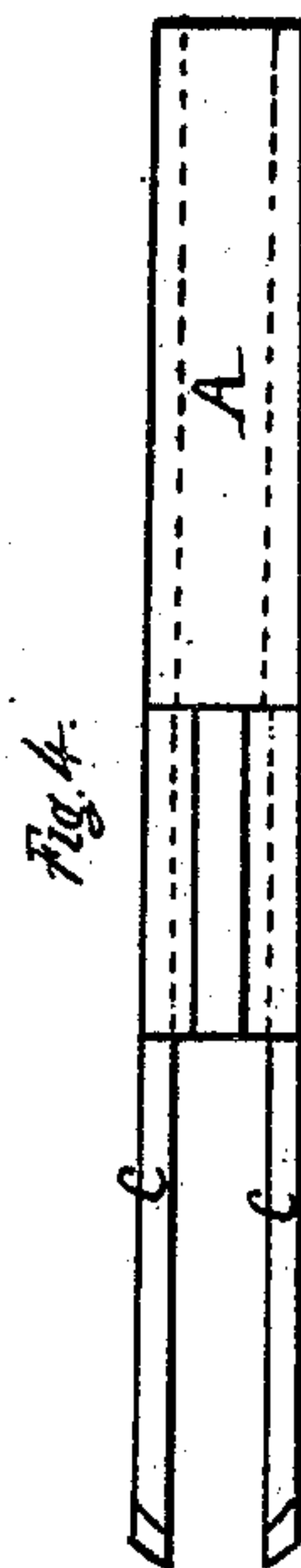
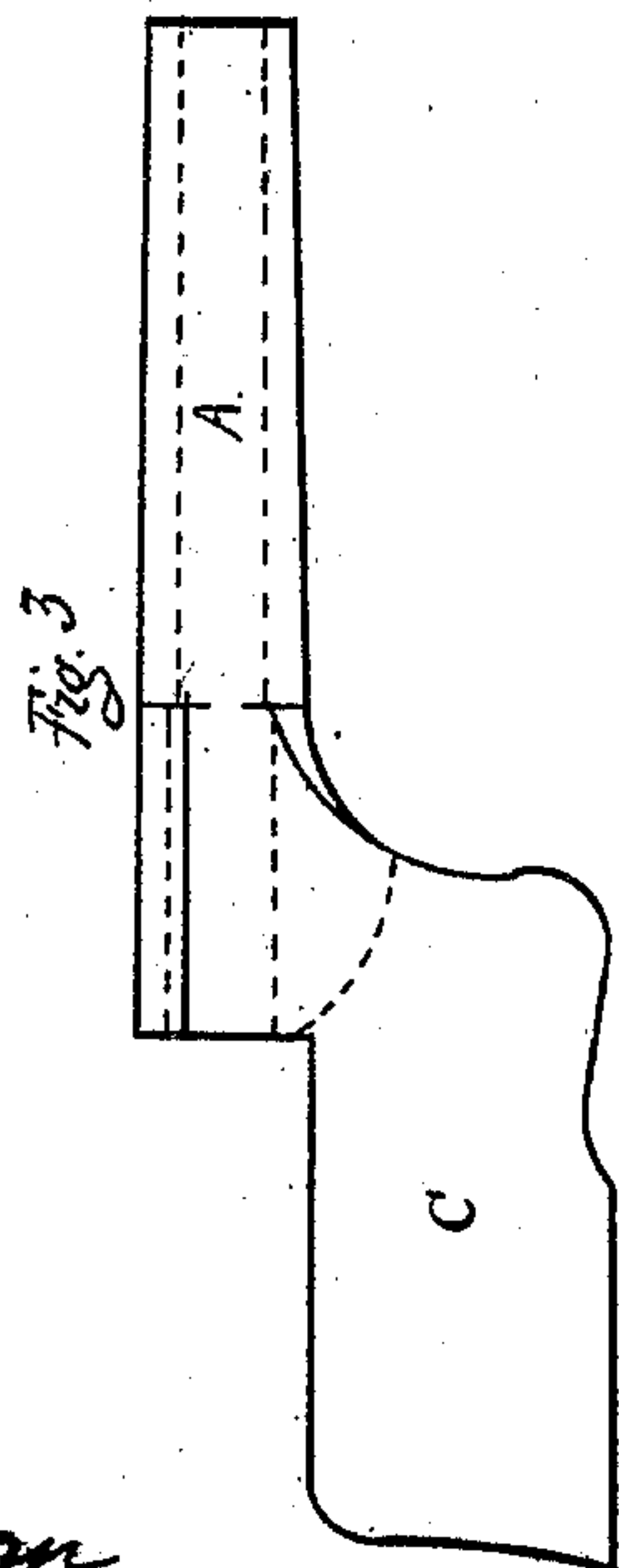
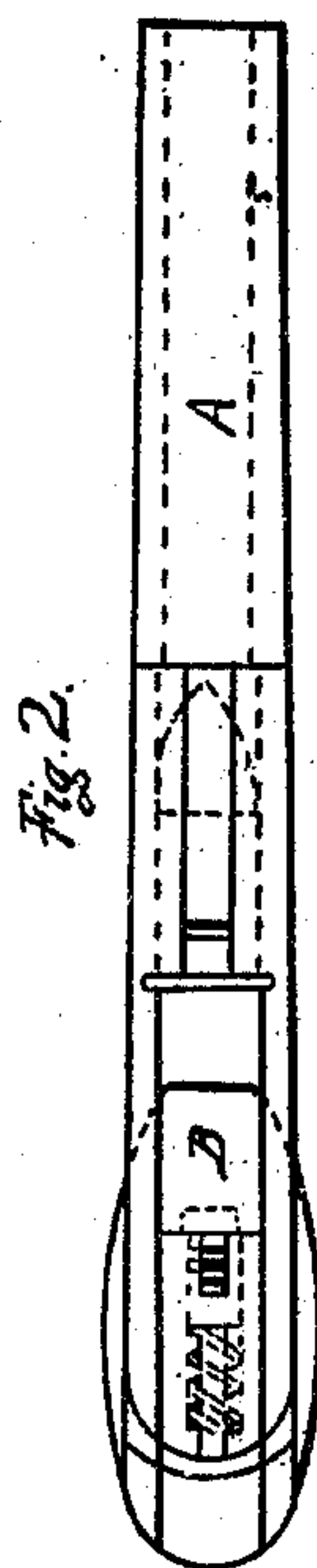
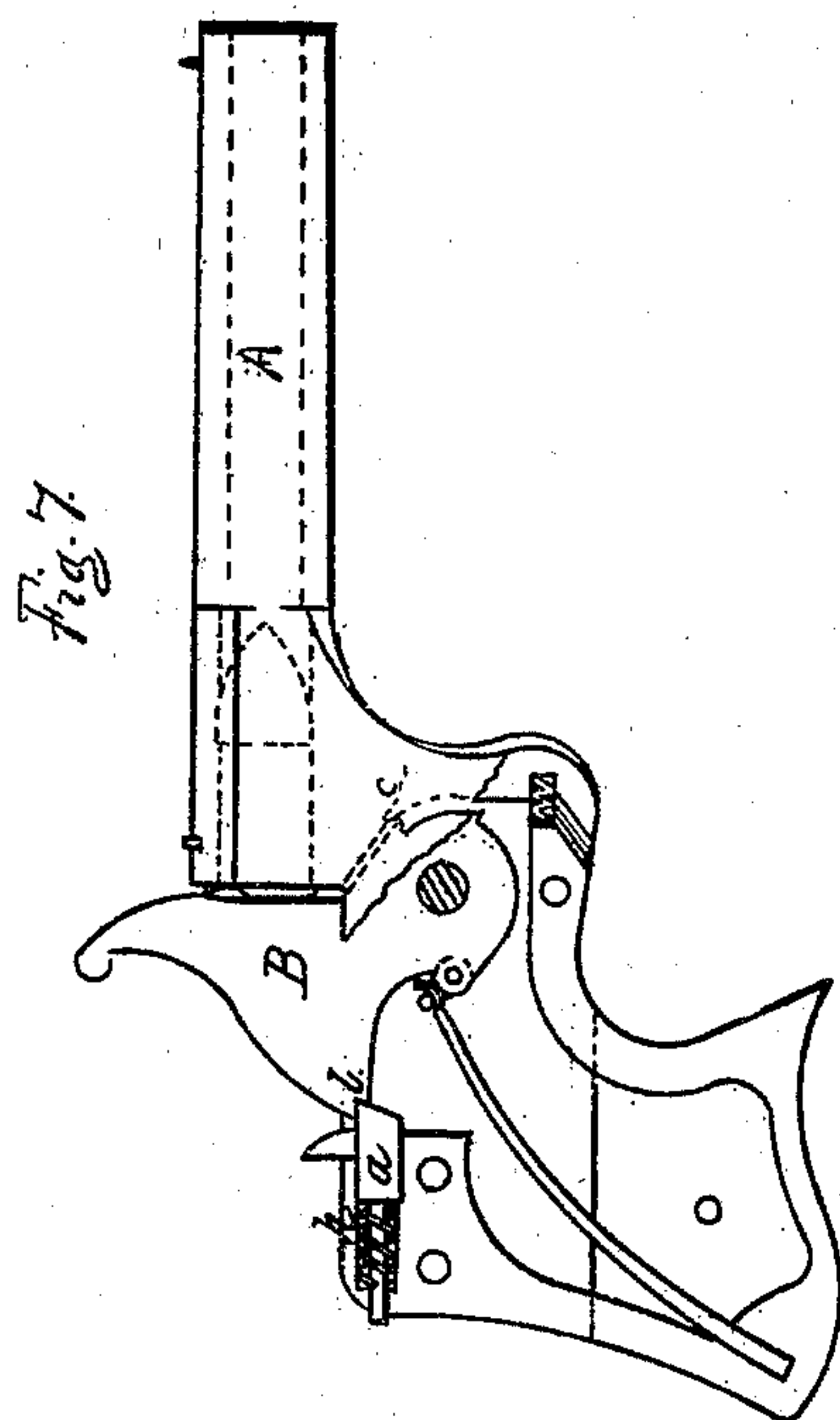


C. E. BILLINGS.  
Breech-loading Fire-arm.

No. 54,100.

Patented April 24, 1866.



Witnesses.

C. S. Dickinson  
J. L. Brown

Inventor.

C. E. Billings  
By his attorney  
J. B. Gardner

# UNITED STATES PATENT OFFICE.

CHARLES E. BILLINGS, OF WINDSOR, VERMONT.

## IMPROVEMENT IN BREECH-LOADING FIRE-ARMS.

Specification forming part of Letters Patent No. 54,100, dated April 24, 1866.

*To all whom it may concern:*

Be it known that I, C. E. BILLINGS, of Windsor, county of Windsor, State of Vermont, have made a new and useful Improvement in Breech-Loading Fire-Arms; and I do hereby declare that the following is a full and exact description thereof, reference being had to the accompanying drawings, and to letters of reference marked thereon.

The improvement which I wish to advance as principally constituting this invention is a peculiar arrangement of a brace or support to the hammer to enable it to receive the recoil of the charge without turning back.

In the drawings, Figure 1 is a side view and partial section of my improved pistol. Fig. 2 is a plan view of the same. Figs. 3 and 4 are detail views of the barrel with part of the frame attached.

I will now describe the construction of my invention. It consists of a peculiarly-constructed barrel, A, having part of the frame attached, as I will hereinafter more fully describe. To this are attached the other parts of the frame, in which the hammer B is hung, turning up against the rear end of the barrel. This hammer is fastened up by the piece *a*, which is forced into the notch *b* in the rear side of the hammer by the spring *h*.

In loading this piece, *a* is pulled out from the notch *b*, which allows the hammer to be turned back, exposing the bore for the insertion of

the cartridge. In carrying this arm the hammer is lowered until the end *c* of the trigger enters the half-cock notch and the pistol is in a condition to cock and fire like ordinary arms.

I construct the barrel A with the projections C C extending backward from it, for the purpose of attaching the remaining parts of the frame thereto, and by this means I save the work necessary to form the barrel with a screw on its rear end and to form the frame with a corresponding screw cut in it for the purpose of connecting the two parts, and also reduce the weight of the arm by taking off so much of the frame as is necessary to form sufficient thickness around the barrel at the place where it screws into the frame, while at the same time the cost of manufacture is materially decreased, as one cut with a mill is sufficient to remove the superfluous material from this piece at the part *g*.

Now, having described my invention, what I claim as new, and desire to secure by Letters Patent, is—

The combination of the brace or bolt *a* and spring *h* with the frame and hammer of the arm, when arranged and operating in the manner and for the purpose herein set forth.

CHARLES E. BILLINGS.

Witnesses:

J. B. GARDINER,  
O. S. DICKINSON.