

White & Warren,

Hose Coupling.

N^o 54,048.

Patented Apr. 17, 1866.

Fig. 3.

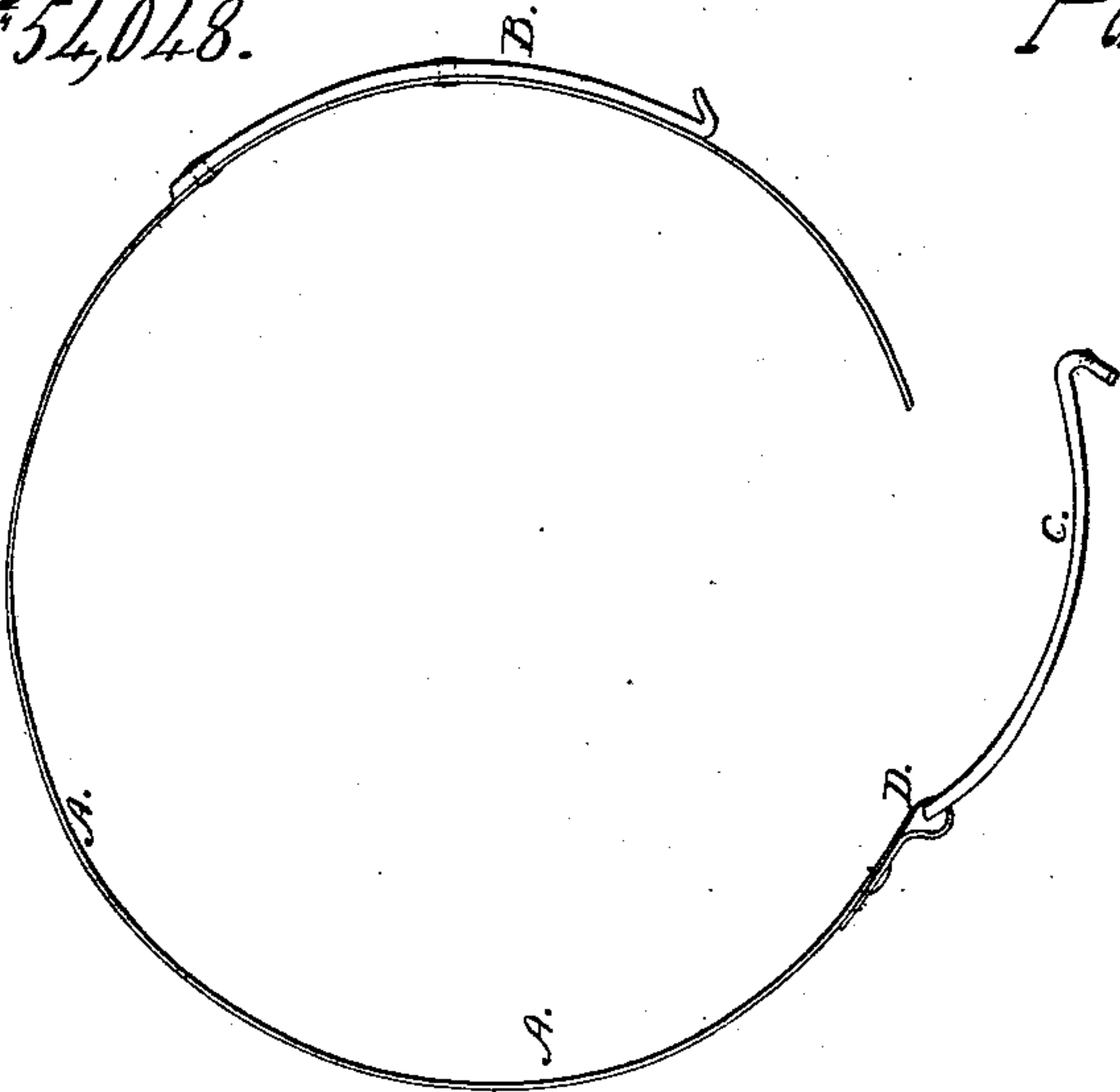


Fig. 4.

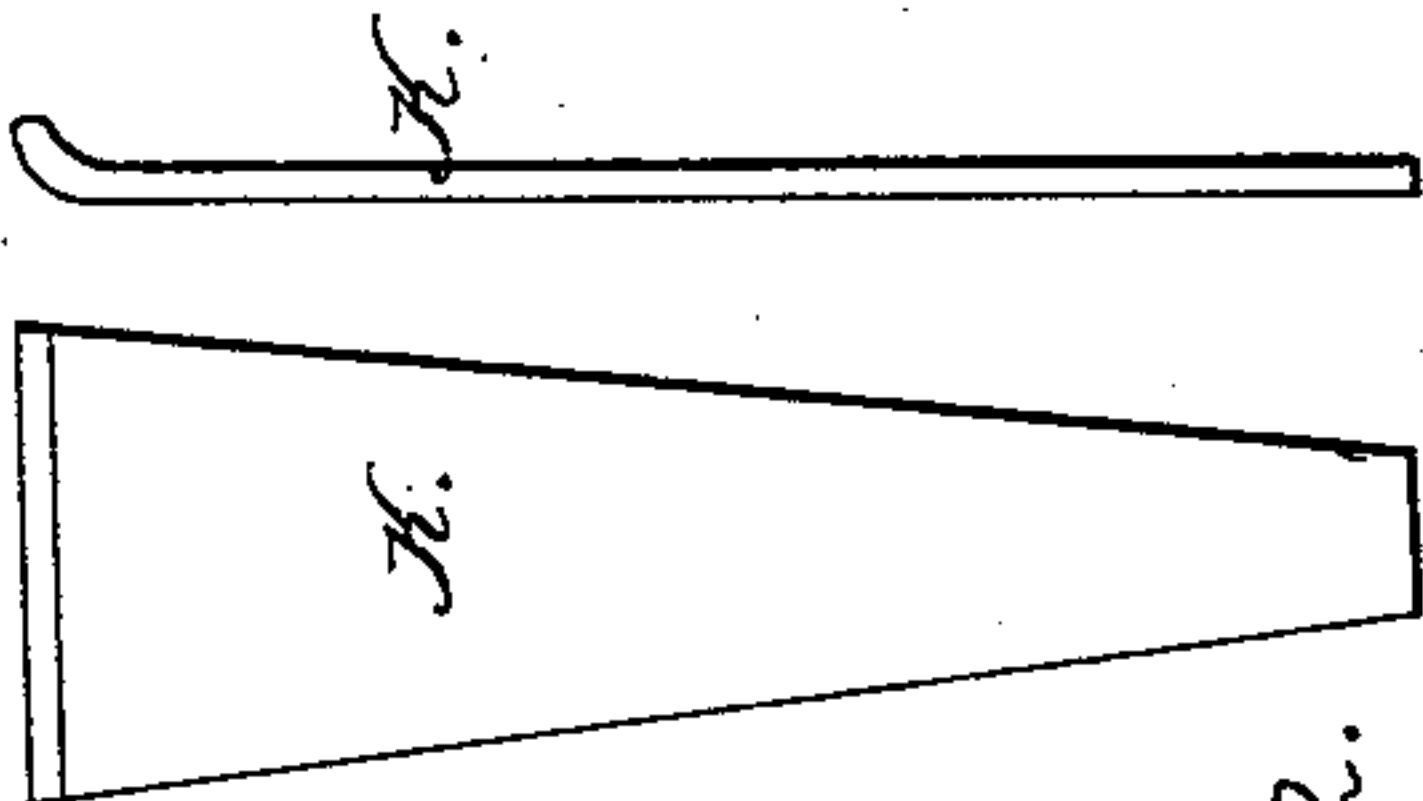
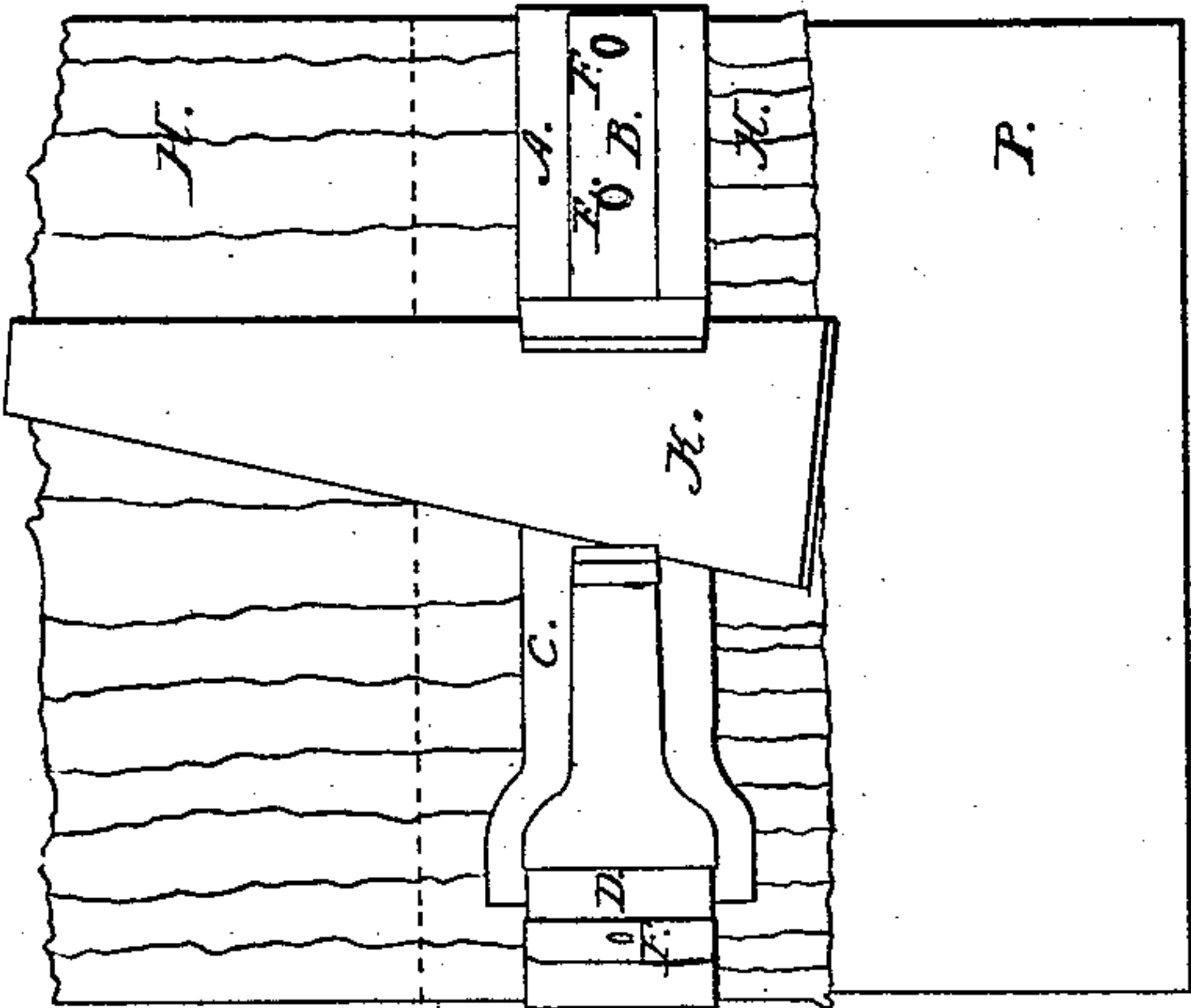


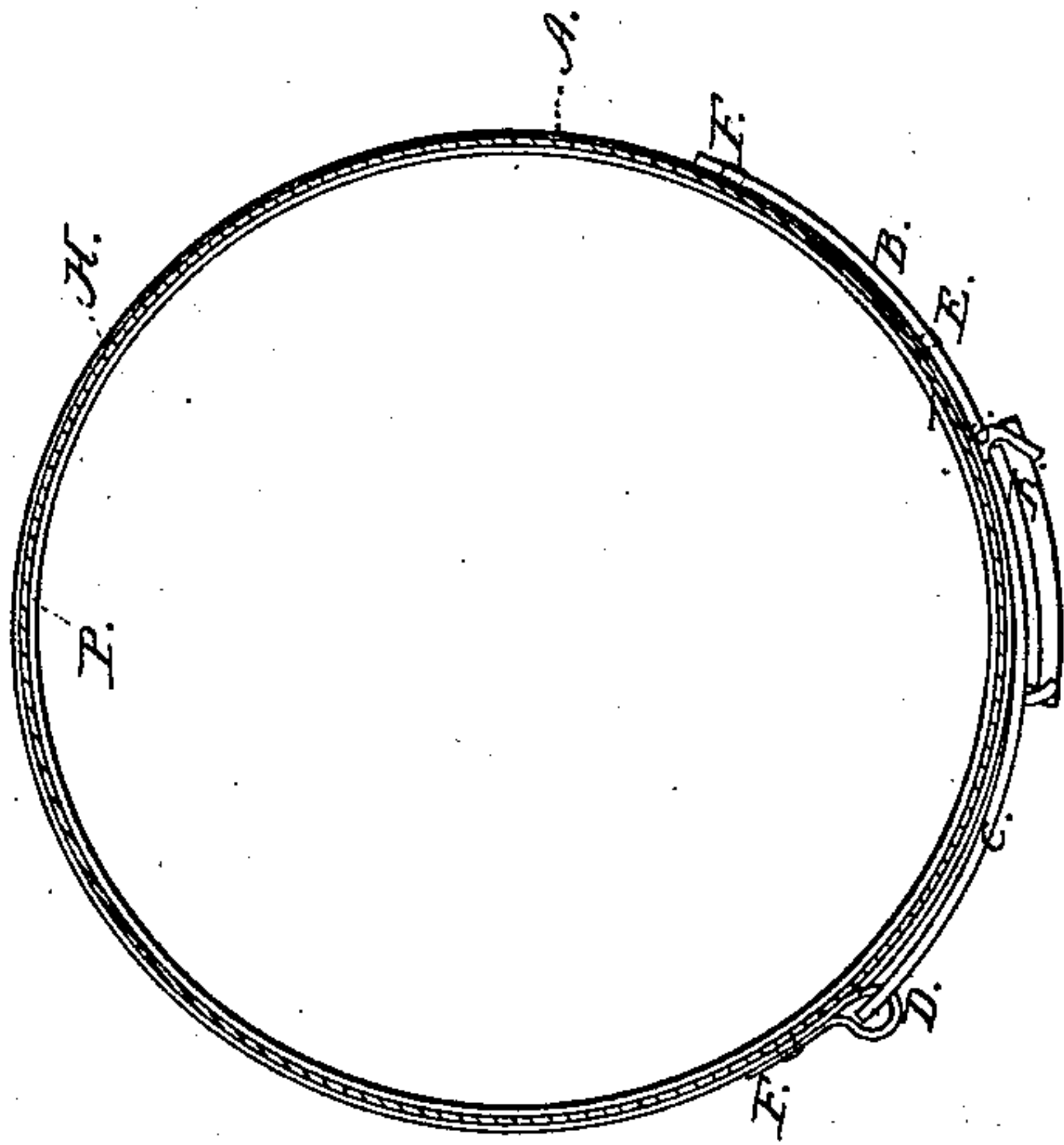
Fig. 5.



Fig. 1.



Witnesses:
C. W. Smith.
W. P. Brandreth.



Inventors:

Elon White, Dewey, & Co.,
By his Atty's, Dewey, & Co.,

James H. Warren
By his Atty's, Dewey, & Co.,

UNITED STATES PATENT OFFICE.

ELON WHITE AND JAMES H. WARREN, OF FRENCH CORRAL, CALIFORNIA.

IMPROVED GRIPE-BAND.

Specification forming part of Letters Patent No. 54,048, dated April 17, 1866.

To all whom it may concern:

Be it known that we, ELON WHITE and JAMES H. WARREN, of French Corral, county of Nevada, State of California, have invented certain new and useful Improvements in Gripe-Bands for Fastening Hydraulic Canvas or other Hose Together; and we do hereby declare that the following specification is a full, clear, and exact description of the same, reference being had to the drawings, in which the same letters indicate like parts in each of the figures.

Figure 1 is an elevation of our gripe-band, showing the wedge or key in position. Fig. 2 is a plan, also in position. Fig. 3 is plan of the band unfastened. Figs. 4 and 5 represent a plan and side view of the wedge or key.

The nature of our invention relates to the employment of a band constructed of iron or other material having a clasp, one end of which is secured to the band by means of a hinge, the other end being turned up so as to admit a curved wedge or key between it, and a catch or hook attached to the main portion of the band.

To enable others skilled in the art to make and use our invention, we will proceed to describe its construction and operation, referring to the drawings, in which—

A A A, Figs. 1 and 2, represent a band of sheet-iron or other material. B B B is a hook, of brass or iron, fastened to the band by means of screws or rivets E E. C C represents a clasp secured to the band by the hinge D by means of the screw or rivet F.

By this device the adjustment is rendered perfectly easy, the canvas hose H H being placed over the pipe or barrel P, and the band A placed around them, and the clasp C placed

in the hook B, when the curved wedge or key K is put between the curved end of the clasp and the hook, where it is driven as tightly as is desired.

The shape of the hook and lugs is such, with the hollow wedge, that when the wedge is driven the hook and band continue closely to the pipe and conform them to its shape, and does not draw away as in other couplings; also, the hinged clasp greatly facilitates the fastening and removing of our band to and from the hose or pipes, the hook being so constructed as to be a great improvement on the bands now in use having slots or mortises with a wooden key; but the double mortise was liable to spread apart when the wedge or key was driven, which rendered the whole device useless, while by the employment of our invention the hose is easily and quickly adjusted and firmly held in place.

Having thus described our gripe-band for fastening hose so as to enable others skilled in the art to make and use the same without further experiment or invention, we will now proceed to state what we claim and desire to secure by Letters Patent, to wit:

The curved clasp C, as fastened by the hinge D, together with the hook B and curved metallic wedge K, in combination with the band A, substantially as described and for the purpose specified and set forth.

In witness whereof we have hereunto set our hands and affixed our seals this 18th day of July, 1865.

ELON WHITE. [L. S.]

JAMES H. WARREN. [L. S.]

Witnesses:

W. H. BIRD,

GEO. W. PARSKLEY.