

J. B. Rumsey

Button

N^o 54022.

Patented Apr. 17. 1866

Fig. 1.

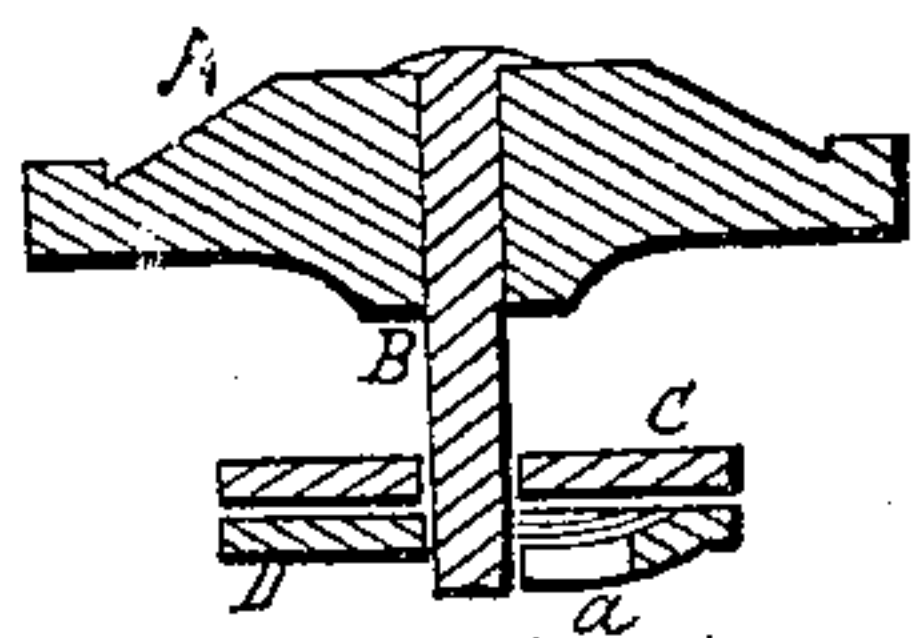


Fig. 2.

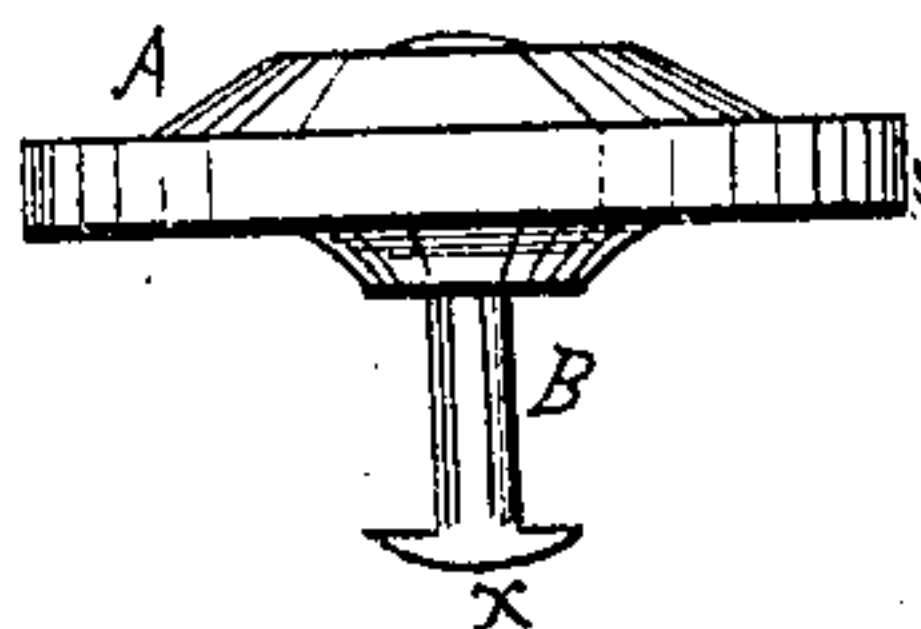
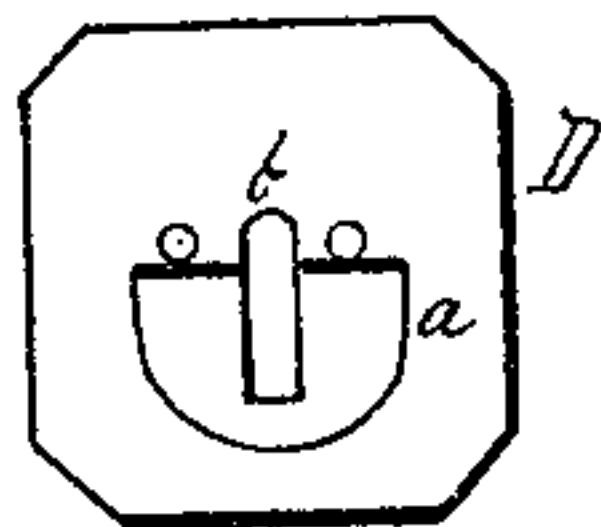


Fig. 3.



Witnesses.

John D. Jacobs

Frank T. Barker

Inventor.

J. B. Rumsey

per.

Alexander & Mason
Attys

UNITED STATES PATENT OFFICE.

J. B. RUMSEY, OF TIFFIN, OHIO, ASSIGNOR TO JAMES G. RUMSEY.

IMPROVEMENT IN BUTTON-FASTENINGS.

Specification forming part of Letters Patent No. 54,022, dated April 17, 1866.

To all whom it may concern:

Be it known that I, JESSE B. RUMSEY, of Tiffin, county of Seneca, and State of Ohio, have invented certain new and useful Improvements in Button-Fastenings; and I do hereby declare that the following is a full, clear, and exact description of the same, reference being had to the accompanying drawings, and the letters of reference marked thereon, making a part of this specification.

Figure 1 is a section view of the button and fastening. Fig. 2 represents the button with the shank attached. Fig. 3 is the metallic plate used in the fastening.

A represents the button, which is made of any of the known materials used, being provided with a metallic shank, B, passing through the button and extending a distance of about one-eighth to one-quarter of an inch below the same. At its lower extremity this shank has an oblong metal bar, *x*, with a convex bottom, the shank and bar being made of one piece of material.

C is a small piece of india-rubber, made of the same size as the metallic plate D. A hole is cut through the india-rubber for the shank B to pass through, as is seen in Fig. 1.

D, Fig. 3, is a thin metallic plate, which is made of copper, brass, tin, or other substantial material, and of size suitable to the size of the button. This plate, together with the india-rubber piece, is set under or behind the cloth when in use. The metallic plate D has an oblong opening cut through it near the center, as seen at *b*, and is bulged slightly near the center, with about two-thirds of the opening *b* in said bulge, as seen at *a*. The button A, with the shank B attached, is passed through the opening in the india-rubber C and the metallic plate D at the oblong opening *b*, when it (the button) is turned, and is held secure by the

shoulders *o o* in the metallic plate, caused by the bulge *a*, as heretofore described. When it is required to extract the button, pressing with the finger upon the metallic plate compresses the india-rubber and causes the oblong bar to rise above the bulge in the plate. Then turn the button one-quarter way around and draw it through the opening in the metallic plate and india-rubber. The use of india-rubber answers the purpose of allowing the button to be more easily buttoned when applied to a garment, prevents the metallic plate from tearing the goods to which it is attached, and adjusts itself to suit any thickness of cloth which it is necessary to button. It also holds the oblong bar *x* firmly in its place, and will at all times prevent the button from being lost from the garment.

I am aware of the patent to Barnum, dated August 18, 1865, hence I disclaim the shank attached to a plate, the shank being provided with a bar which passes through a slot in the button; but,

Having thus fully described my invention, what I claim as new, and desire to secure by Letters Patent, is—

The button A, provided with a shank, B, upon which is formed a bar, *x*, when used in combination with the plate D, slotted and raised on the under side in the peculiar manner herein represented, the several parts being constructed and used as and for the purpose specified.

In witness that I claim the foregoing I have hereunto set my hand in the presence of two witnesses.

J. B. RUMSEY.

Witnesses:

CYRUS MILHOUR,
JESSE H. LEIDY.