
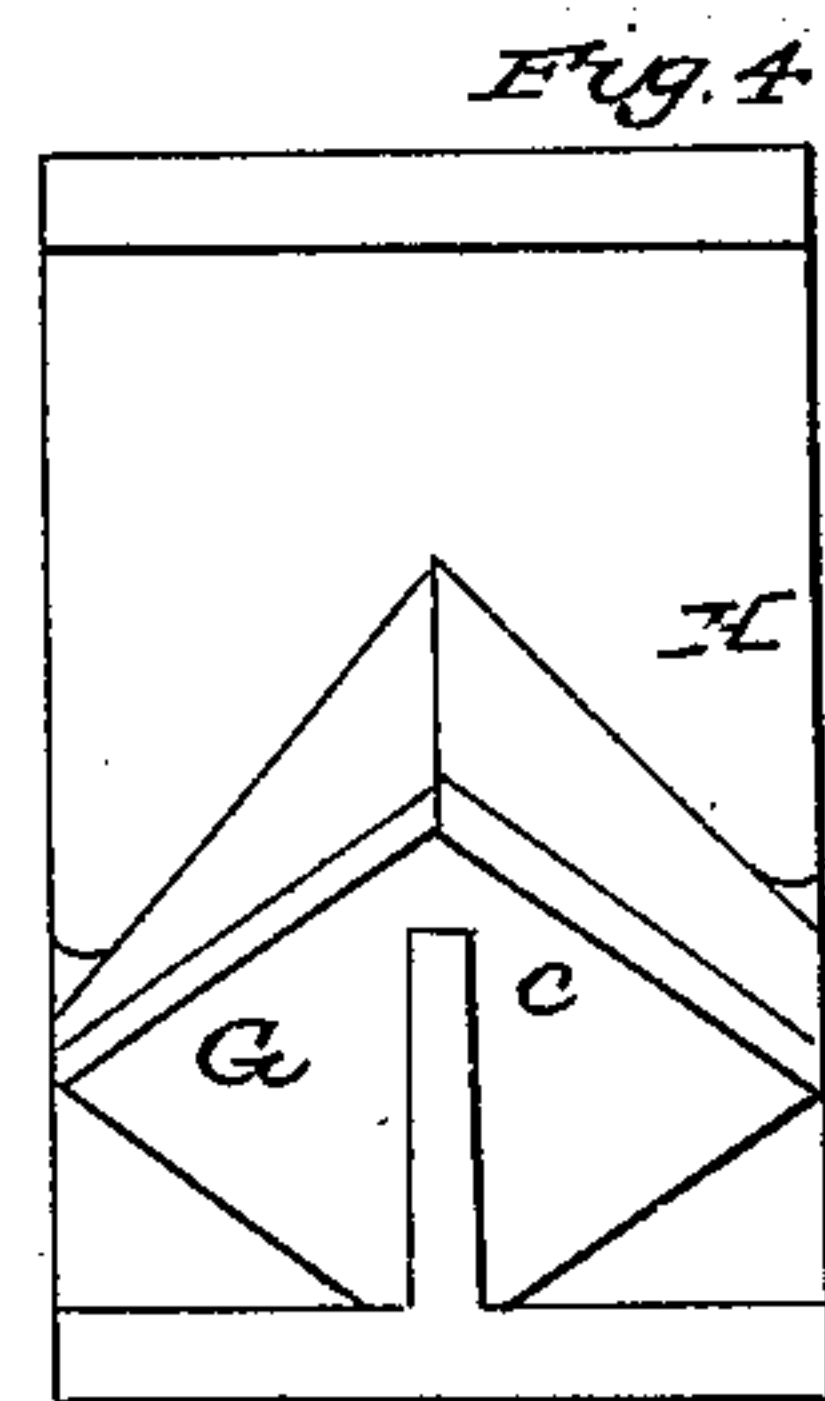
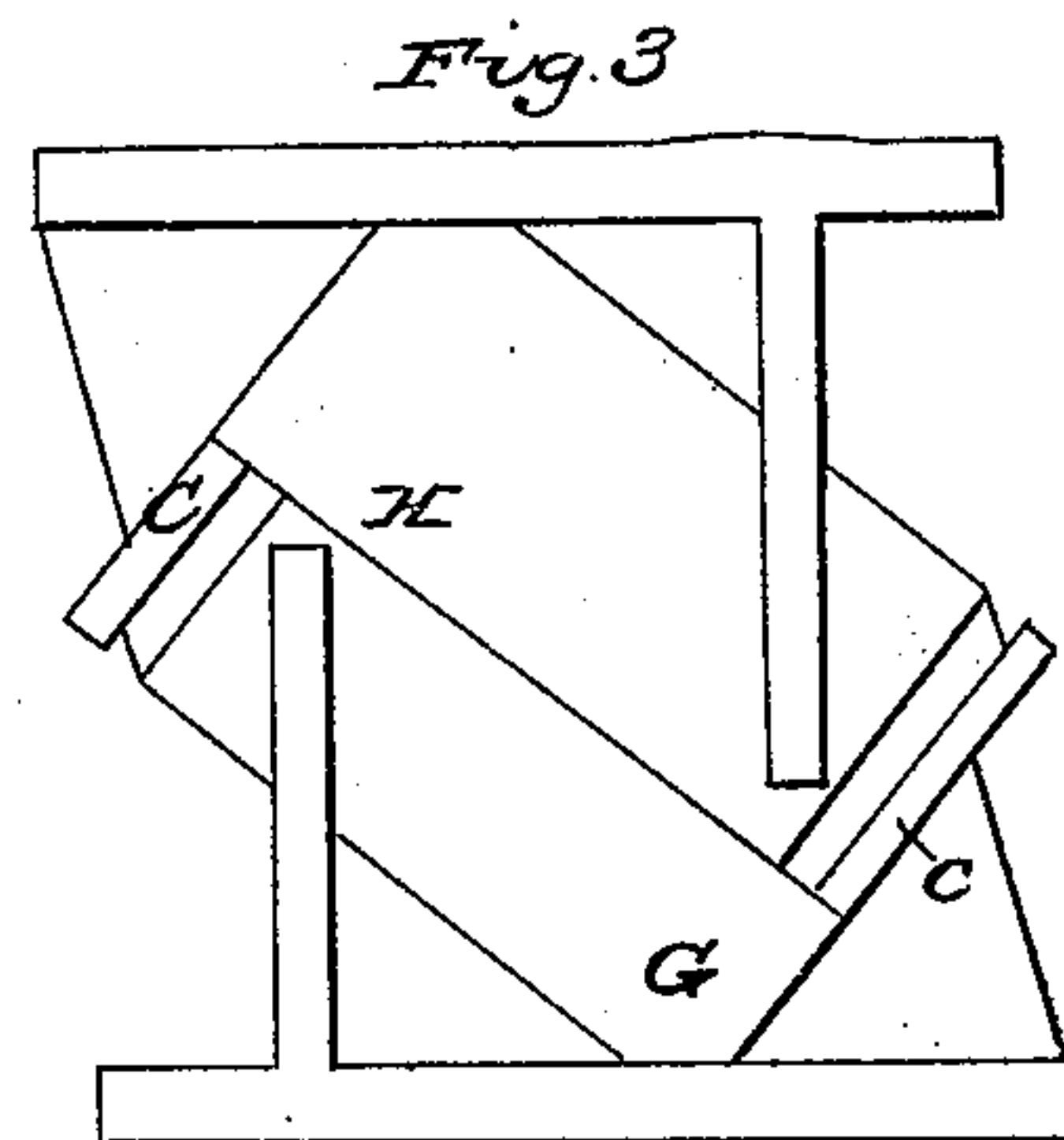
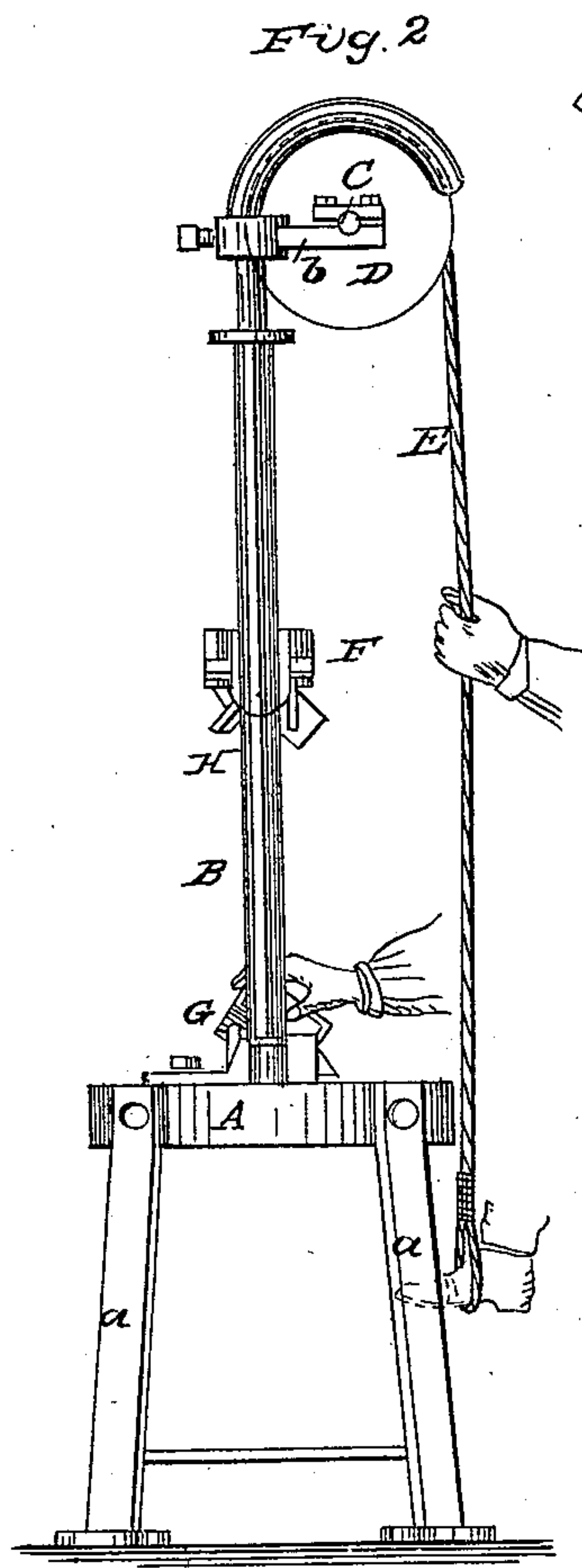
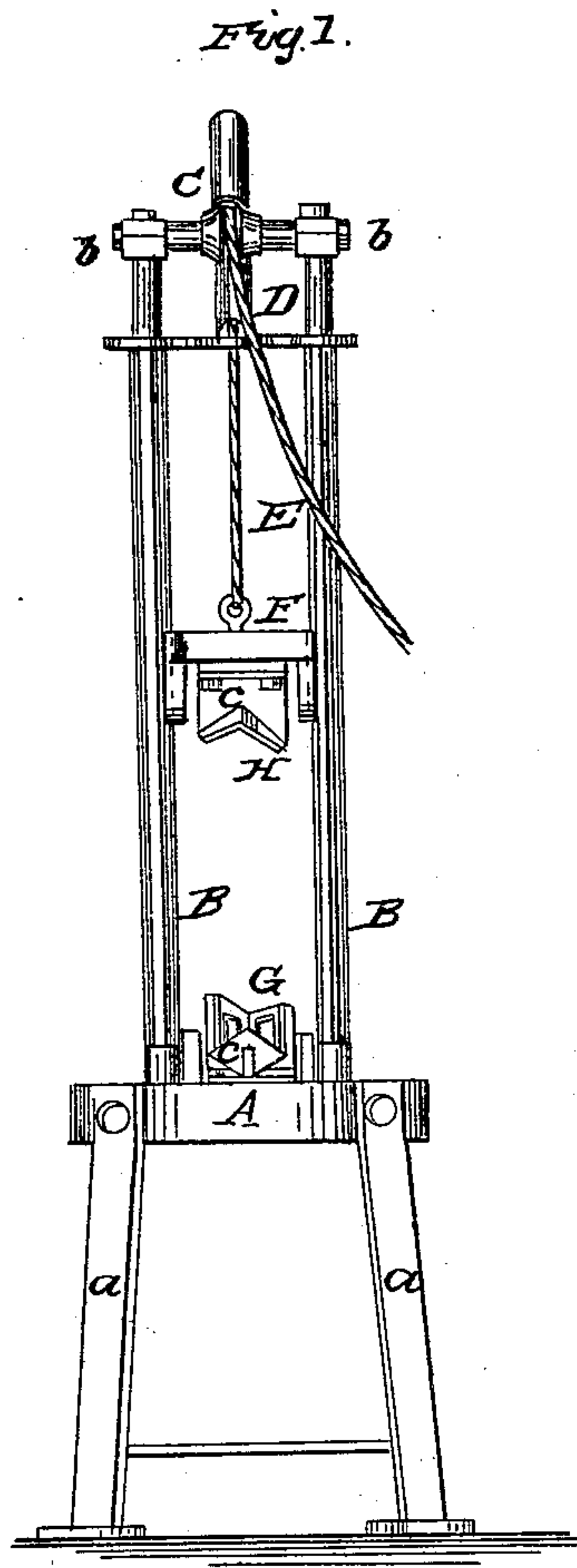


J. McROBERTS.
Soap Mold.

No. 53,645.

Patented April 3, 1866.



Witnesses
Wm. B. Franklin
Thos. L. Lacey

Inventor
John McRoberts
per Munn & Co.
attorneys.

UNITED STATES PATENT OFFICE.

JOHN McROBERTS, OF NEW ORLEANS, LOUISIANA.

IMPROVEMENT IN SOAP-MOLDS.

Specification forming part of Letters Patent No. 53,645, dated April 3, 1866.

To all whom it may concern:

Be it known that I, JOHN McROBERTS, of New Orleans, in Orleans parish and State of Louisiana, have invented a new and Improved Machine for Molding Soap; and I do hereby declare that the following is a full, clear, and exact description thereof, which will enable others skilled in the art to make and use the same, reference being had to the accompanying drawings, forming part of this specification, in which—

Figure 1 is a front elevation of my invention; Fig. 2, a side elevation of the same; Fig. 3, an enlarged detached side view of the mold; Fig. 4, an end view of the same; Fig. 5, a top view of the bottom part of the same.

Similar letters of reference indicate like parts.

This invention relates to a new and improved machine for molding soap, compressing it into rectangular cakes, and giving them ornamental impressions and labeling them, simultaneously.

The invention consists in having a mold of rectangular form and composed of two parts of V form transversely, said parts having an inclined position, and one part secured on a fixed bed, while the other is attached to a sliding weight so arranged that it may rise and fall freely, all being arranged as hereinafter fully shown and described, whereby the work may be done rapidly and with but little work on the part of the attendant or operator.

A represents a horizontal bed-piece, which is supported at a suitable height by legs *a* or a proper framing; and B B are two uprights attached to the bed-piece A and having arms *b* projecting horizontally from their upper ends, on which a shaft, C, is fitted, said shaft having a pulley, D, upon it, around which a rope, E, passes, the rope being attached to a weight, F, which works between the uprights B B, the latter serving as guides for the weight, as shown clearly in Fig. 1.

On the bed-piece A the lower part, G, of the mold is secured in an inclined position, the upper part, H, being attached in a corresponding inclined position to the under side of the weight F.

The two parts G H of the mold, when in contact, form a rectangular box having an inclined position on one edge or corner. (See more particularly Figs. 3 and 4.) Consequently each part G H will be of V form in its transverse section. Each of these parts has one end piece, *c*, attached to it, so that a complete box is formed when said parts are in contact.

The inner surfaces of the sides and end pieces of the mold may have any ornamental design stamped or engraved in them, or letters to form labels.

The operation is as follows: The operator grasps the rope E and raises the weight F and the upper part, H, of the mold with one hand, the soap being placed in the lower part, G, with the other hand. The rope E is then released and the weight F drops, the upper part, H, of the mold coming in contact with the lower part, G, and compressing and molding the cake into desired form with embellishments and labels.

The advantage of this invention consists in its simplicity, the mold being composed of two parts only, and no manipulation or adjustment of the mold required except the raising of the upper part. All hinged or jointed sides or ends hitherto used in molds for this purpose are avoided, and each side of the cake of soap will be pressed or subjected to a pressure to admit of being embellished or labeled.

Having thus described my invention, I claim as new and desire to secure by Letters Patent—

The mold constructed of two parts, G H, of V form in their transverse section, and placed in an inclined position, so that said parts, when in contact, will form a rectangular box having an inclined position and resting on one angle or corner, the upper part, H, being movable, and all arranged to operate in the manner substantially as and for the purpose set forth.

The above specification of my invention signed by me this 7th day of September, 1865.

JOHN McROBERTS.

Witnesses:

C. IZARD,
JAS. FURNEAUX.