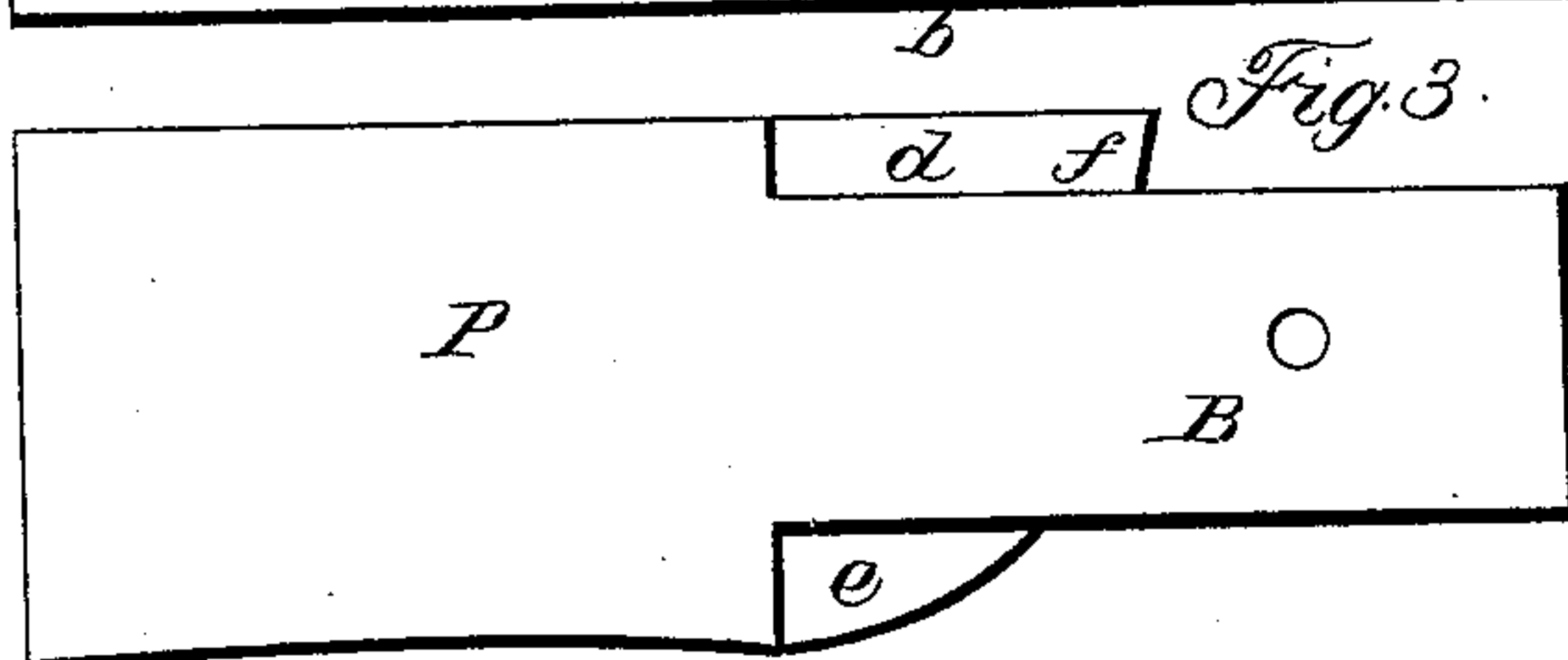
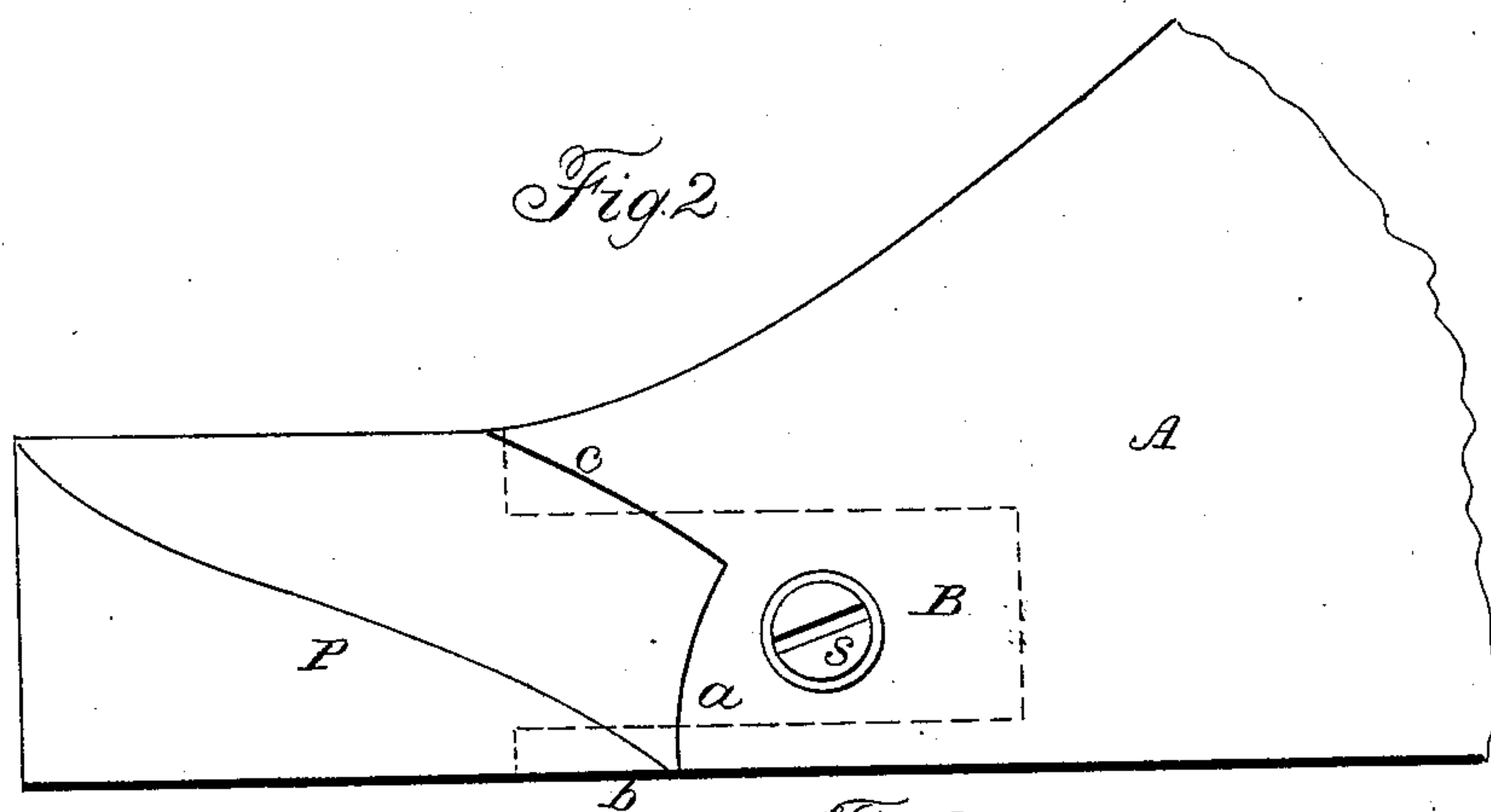
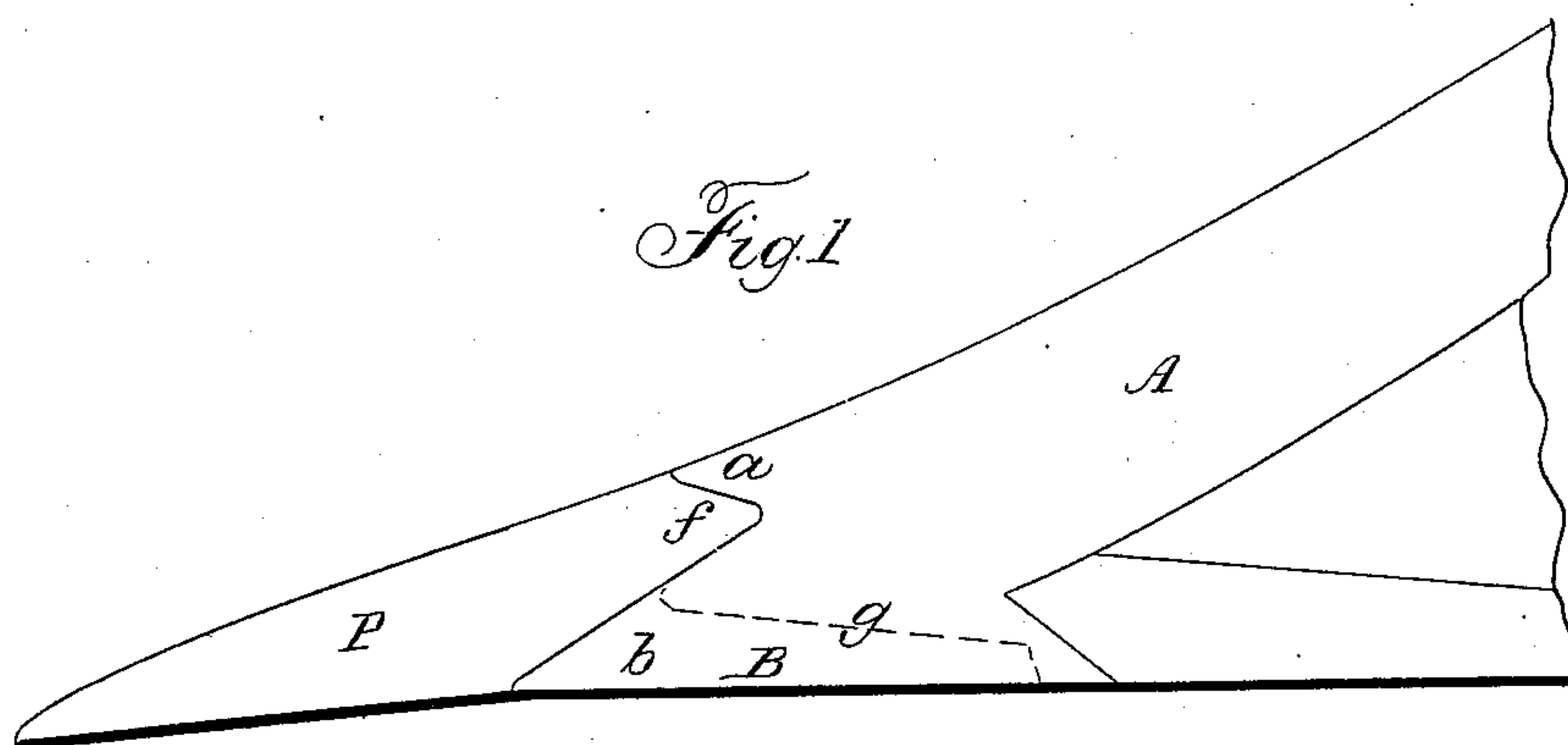


P. K. BRONSON.

Plow-Point.

No. 53,565.

Patented Apr. 3, 1866.



Witnesses:

M. Easterbrook jr
J. A. Loughborough

Inventor:

P. K. Bronson
By His Atty
J. A. Loughborough

UNITED STATES PATENT OFFICE.

P. K. BRONSON, OF EAST AVON, NEW YORK.

IMPROVEMENT IN PLOWSHARES.

Specification forming part of Letters Patent No. 53,565, dated April 3, 1866.

To all whom it may concern:

Be it known that I, P. K. BRONSON, of East Avon, in the county of Livingston and State of New York, have invented a new and useful Method of Securing the Detachable False Point to Plowshares; and I do hereby declare that the following is a full, clear, and exact description thereof, reference being had to the accompanying drawings, making part of this specification, in which—

Figure 1 is a left-hand side elevation of an ordinary plowshare with my invention attached. Fig. 2 is a top view of the same. Fig. 3 is an inverted view of the false point P detached.

Like letters indicate corresponding parts.

This invention consists in constructing the detachable point of plowshares with a shank projecting from the lower face, which is bedded into a corresponding recess or gain cast in the under side of the point of the share, the shank being secured by a simple screw or bolt in this recess. It is strengthened and supported by dovetail braces or locking-lips across the top and at each side of the shank.

To enable others to make and use my invention, I will describe it in detail.

My invention is applicable to any ordinary plowshare, A, by casting the latter with a recess in the under side to receive the shank B of the false or detachable point, and also providing it with the dovetail-shaped locking-lips or brace-points *a*, *b*, and *c*, Figs. 1 and 2. The detachable point P is also provided with bev-

eled shoulders *d* and *e*, and lip *f* to fit the point of the share.

The shank B is made tapering and quite thick at its base or junction with the point P, as shown by the dotted lines *g* in Fig. 1. The rear end of the shank should be made to fit against the shoulder of the gain or recess, which may be beveled under, if desired, and the shank made of corresponding shape.

The tendency of the natural strain against plowshare points is to break them downward or under; but this peculiar joint between the false point and the share, it is believed, will effectually resist all such stress, the bolt *s* securely clamping the parts together.

If desirable, the shank B may be made to project from the upper side of the false point and recessed into the upper face of the share, in which case the clamping screw or bolt *s* might be put through from the bottom.

It will be seen that by this peculiar construction of the parts there is no coring required in molding the share.

What I claim as my invention, and desire to secure by Letters Patent, is—

Securing the detachable false point P to the shares of plows by means of the screw-bolt *s* and the dovetail locking-lips *a*, *b*, and *c*, substantially in the manner and for the purposes herein set forth.

P. K. BRONSON.

Witnesses:

WM. S. LOUGHBOROUGH.

P. T. TURNER.