

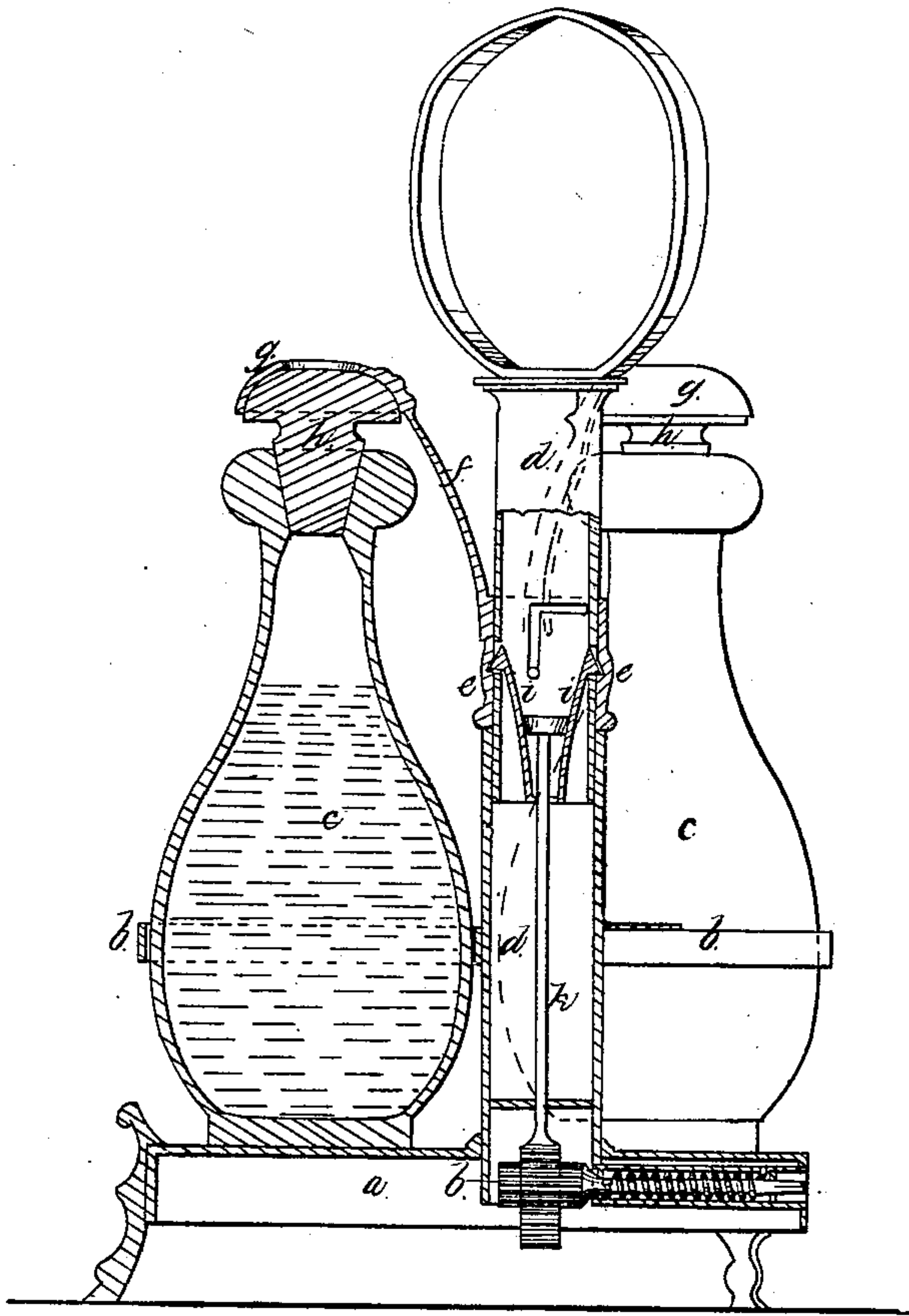
*F. J. Miller,*

*Caster Holder,*


*N<sup>o</sup> 53,540.*

*Patented Mar 27, 1866.*

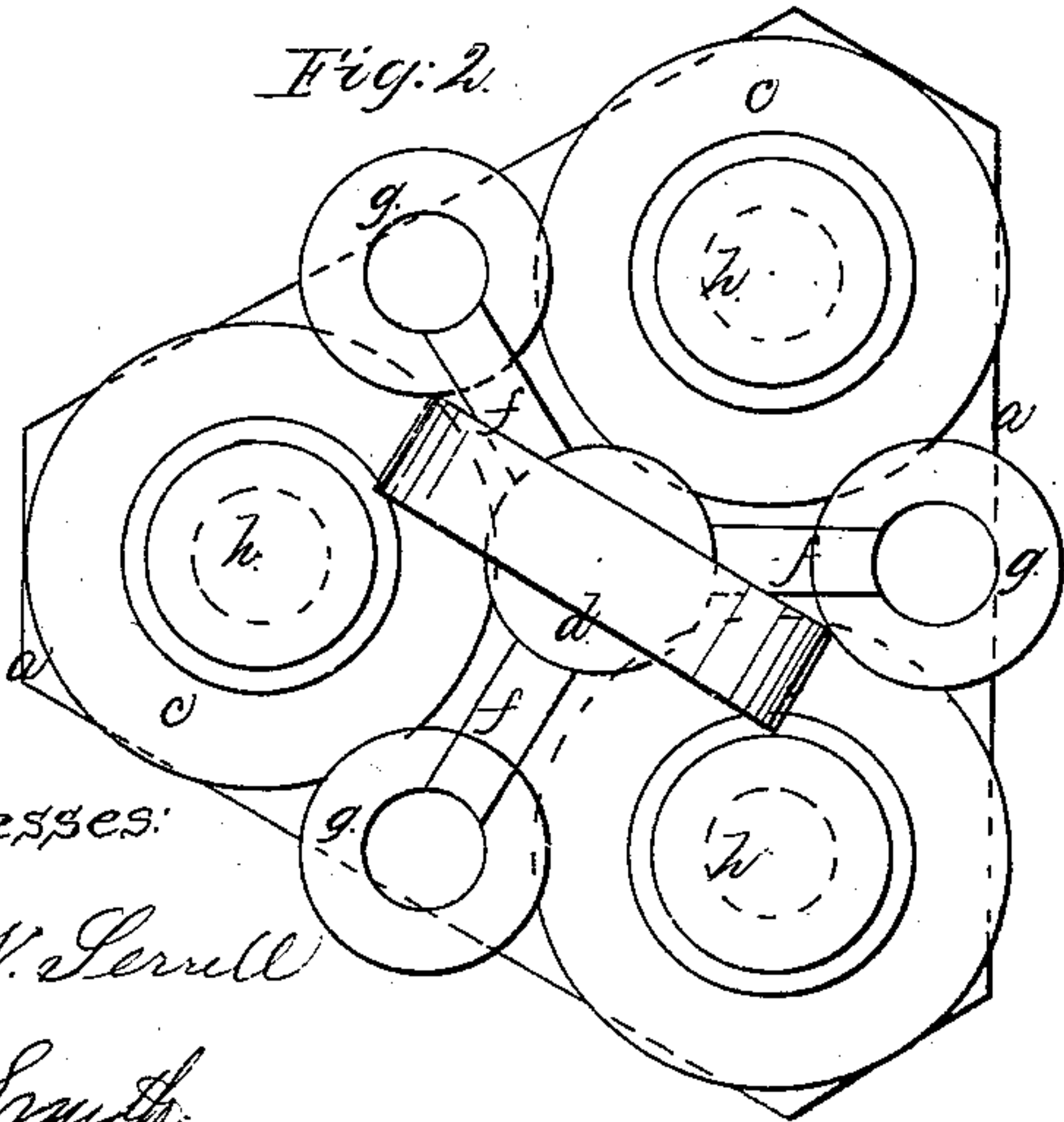
*Fig. 1.*



*Fig. 3.*



*Fig. 2.*



*Witnesses:*

*Leander W. Perrill  
Chas H Smith*

*Inventor:*

*Fredrick D. J. Miller*

# UNITED STATES PATENT OFFICE.

FREDERICK J. MILLER, OF BROOKLYN, NEW YORK, ASSIGNOR TO WM. J. MILLER, OF SAME PLACE.

## IMPROVED FRAME FOR SECURING LIQUOR AND OTHER BOTTLES.

Specification forming part of Letters Patent No. 53,540, dated March 27, 1866.

*To all whom it may concern:*

Be it known that I, FREDERICK J. MILLER, of Brooklyn, in the county of Kings and State of New York, have invented, made, and applied to use a certain new and useful Improvement in Frames for Liquor and other Bottles; and I do hereby declare the following to be a full, clear, and exact description of the said invention, reference being had to the annexed drawings, making part of this specification, wherein—

Figure 1 is a vertical section of said frame for receiving liquor and other bottles. Fig. 2 is a plan of the same; and Fig. 3 is a vertical section of a modification of the locking device employed.

Similar marks of reference denote the same parts.

Liquor-bottles are often kept in a handsome silvered frame, and, as a general thing, in a position where they are conspicuous and present a temptation to servants and others to help themselves. The object of my invention is to lock up such bottles in the frame by a movable device, which, when in place, secures the stoppers and bottles from being removed or opened, and when said device is liberated by a key and turned aside the bottles and their stoppers are free to be removed.

In the drawings, *a* is a suitable stand, with rings *b* for the reception of bottles *c*, any desired number of which may be arranged around the central standard *d* of said frame.

*e* is a sleeve around the standard *d* carrying the movable locking device, which is formed by arms *f f*, carrying the stopper-caps *g g*, of a size and shape to set over the stoppers *h* of the bottles *c*.

Within the standard *d* are springs *i i*, which are forced outward by a head on the rod *k* that is acted upon by a pinion, *l*, rotated by a coiled spring, said pinion taking a rack at the lower end of *k*. This pinion *l* and coil-spring are within a case in the base *a*, and the outer end of the pinion-arbor is squared to receive a key by means of which the rod *k* may be raised, so that the spring-latches *i i* may draw back and liberate the collar or sleeve *e*, so that it

may be raised with the caps *g*, so as to clear the stoppers *h*, and then be turned aside.

A pin in the sleeve *e*, entering a slot in the standard *d*, determines the extent of motion, and while being used the caps *g* form convenient receptacles for the stoppers when they are taken out of the bottles.

If desired, the locking device can be fitted so as to liberate itself when the key is applied to draw down the rod *k* and open the springs *i i*, as seen in Fig. 3. In this case the sleeve *e* is made with a cross-bar, 1, passing through slots in *d*, and has a button, 2, for said springs to catch over, and there is a contractile spring, 3, fitted within the standard *d*, that draws up the locking device from off the stoppers of the bottles, and by the upper ends of the slots receiving the bar 1 being curved the said locking device receives a partial rotation as it is drawn up. These devices only require to be turned around or pressed down to their place, and the spring-catches hold them in place until again liberated by the application of the key.

This lock-up frame may be made more or less ornamental, and does not prevent the bottles themselves being seen; and it will be evident that, instead of the arms being first lifted to clear the caps *g* from the stoppers, if said caps *g* were not employed the locking device would only require to be turned aside, in which case the arms *f* would require to be sufficiently broad at their ends to cover the stoppers, or that an ornamental plate or notched disk might take the place of the said arms *f*.

What I claim, and desire to secure by Letters Patent, is—

A frame for holding and locking up bottles by means of a movable locking device, substantially as specified, applied to retain the bottles and stoppers as set forth.

In witness whereof I have hereunto set my signature this 17th day of February, A.D. 1866.

FREDERICK J. MILLER.

Witnesses:

GEO. D. WALKER,  
CHAS. A. SMITH.