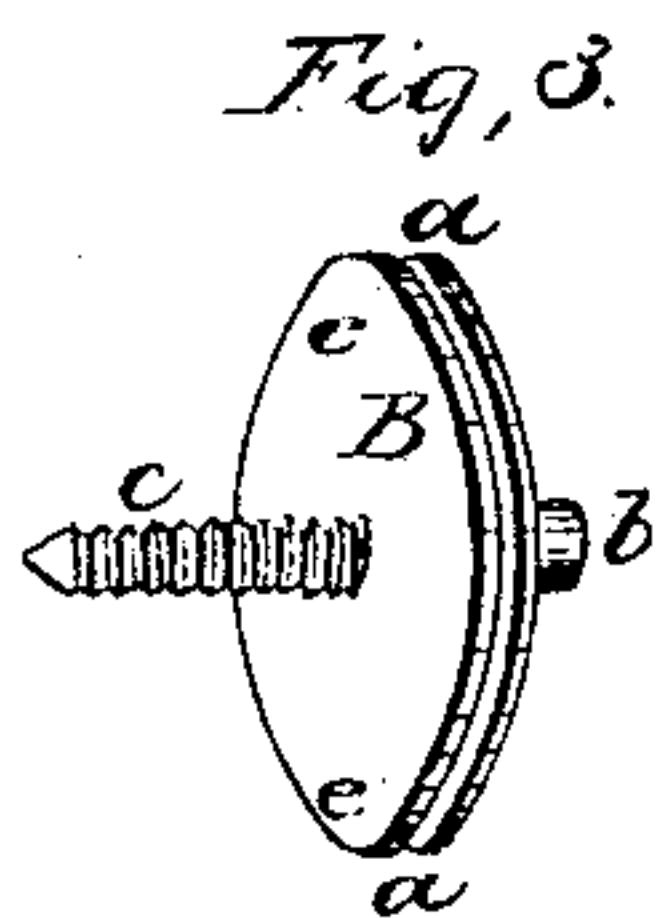
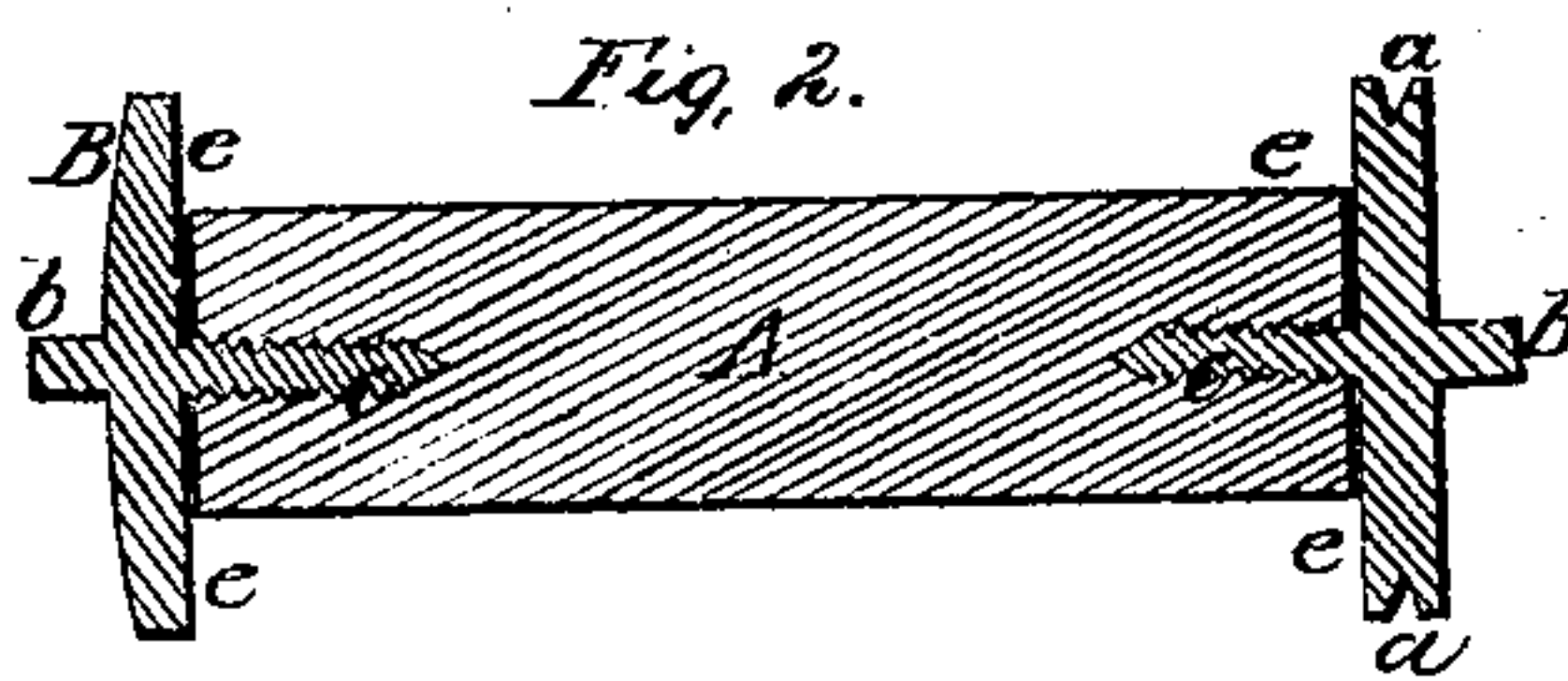



F. Pilling,

Curtain-Roller Spool

N^o 53,480.

Patented Mar. 27, 1866.



Witnesses,

J. D. Pilling
M. Hillborn

Inventor,

Frederick Pilling,
Byalty W. Stoughton

UNITED STATES PATENT OFFICE.

FREDERICK PILLING, OF WASHINGTON, DISTRICT OF COLUMBIA.

IMPROVED HUB OR SPOOL FOR CURTAIN-ROLLERS.

Specification forming part of Letters Patent No. 53,480, dated March 27, 1866.

To all whom it may concern:

Be it known that I, FREDERICK PILLING, of the city and county of Washington and District of Columbia, have invented certain new and useful Improvements in the Caps or Hubs of Window Curtain or Shade Rollers and other similar purposes; and I do hereby declare the following to be a full, clear, and exact description of the same, reference being had to the accompanying drawings, making a part of this specification, in which—

Figure 1 represents a view of a roller with the caps or hubs in place. Fig. 2 represents a longitudinal section through the same; and Fig. 3 represents a view of one of the caps or hubs detached.

Similar letters of reference, where they occur in the separate figures, denote like parts in all the drawings.

Many forms of caps or hubs for the rollers of window curtains or shades have been made; but they and their fastenings, pulley, and other necessary accompaniments have heretofore been made of two, three, four, or more pieces.

My invention consists in casting the end caps or hubs of window shade or curtain rollers in one piece, which one piece comprises the cap or hub, the pulley, the journal on which it turns, and the means of securing itself to the roller, thus not only very much cheapening the first cost of the article, but equally facilitating the fastening of the cap or hub to the roller.

To enable others skilled in the art to make and use my invention, I will proceed to describe the same with reference to the drawings.

The roller A may be round or many sided, and of any suitable length that will suit the purpose for which it is designed. The hubs or caps B are made in one piece, cast in brass or any other suitable metal, and, as shown to

the right of Fig. 2, may have the usual flange *e* for guiding the shade or curtain as it is wound up, a groove, *a*, for the cord to pass around, a journal, *b*, upon which it is supported and turned, and a screw, *c*, by which it is fastened to the roller.

The cap or hub on the left of Fig. 1 is substantially the same as the one on the right, except that the groove or pulley is omitted, one cord being generally sufficient, though for larger curtains, shades, awnings, and other similar purposes, the caps or hubs may each have grooves or pulleys or cords thereon.

The screw *c* may be made tapering and pointed, and the flange or perimeter of the pulley may be milled or roughened, so that the screw may be run in by the thumb and finger without the use of a driver, unless the wood be very hard or the screw be very large to sustain extraordinary weight. The groove, too, may be roughened so as to prevent the cord from slipping in it. Ordinarily the threads may be cast on and with the screw-shank, and if not perfect or sharp enough, a die may be run over them to more perfectly finish them; and, if preferred, a hole or a nick may be made in the journals for a pin or screw-driver to take into for the purpose of screwing the cap or hub to the roller.

Having thus fully described my invention, what I claim as new, and desire to secure by Letters Patent, is—

A cap or hub for the rollers of window shades, curtains, or other similar purposes, cast in one piece, and comprising within itself a flange, pulley, journal, and screw for securing it to the roller, substantially as described.

FREDK. PILLING.

Witnesses:

A. B. STOUGHTON,
EDM. F. BROWN.