

CRAWFORD & BIRCH.
Carriage-Curtain Fastening.

No. 53,419.

Patented Mar. 27, 1866.

Fig. 1.

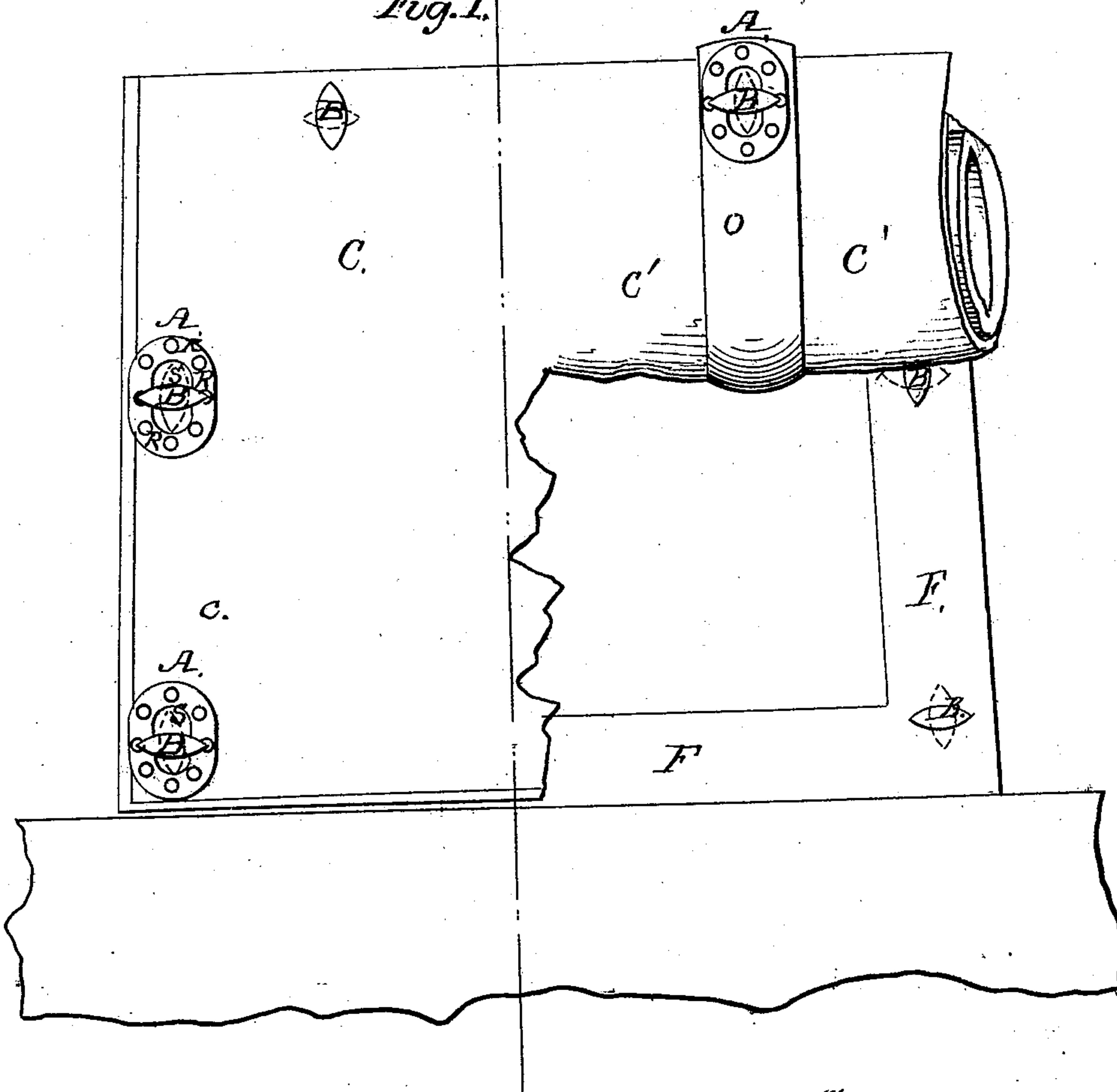


Fig. 2.

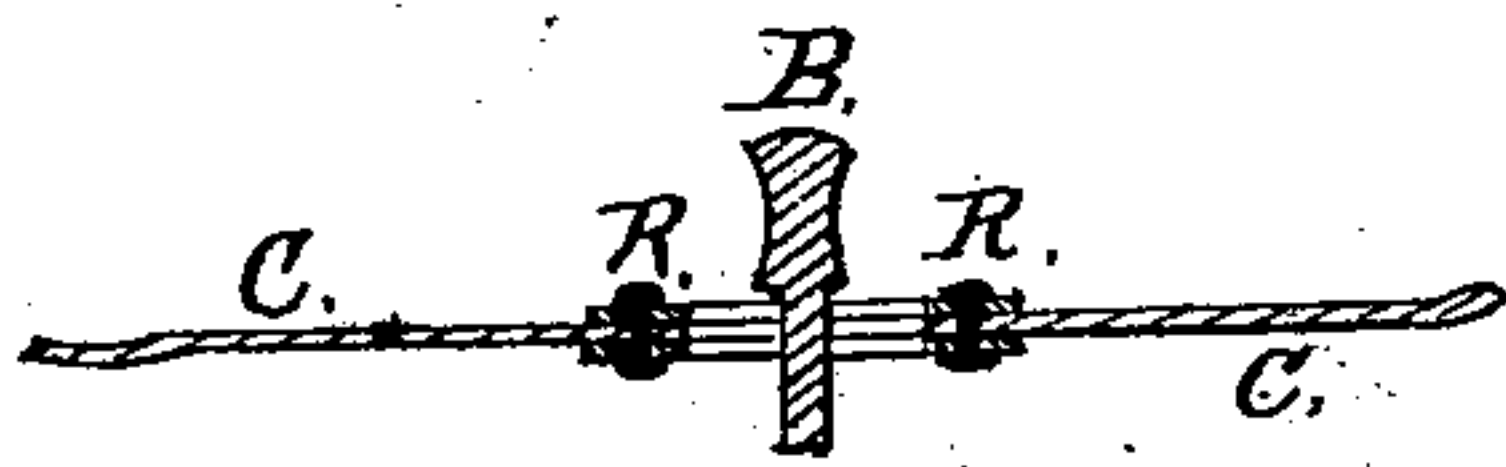
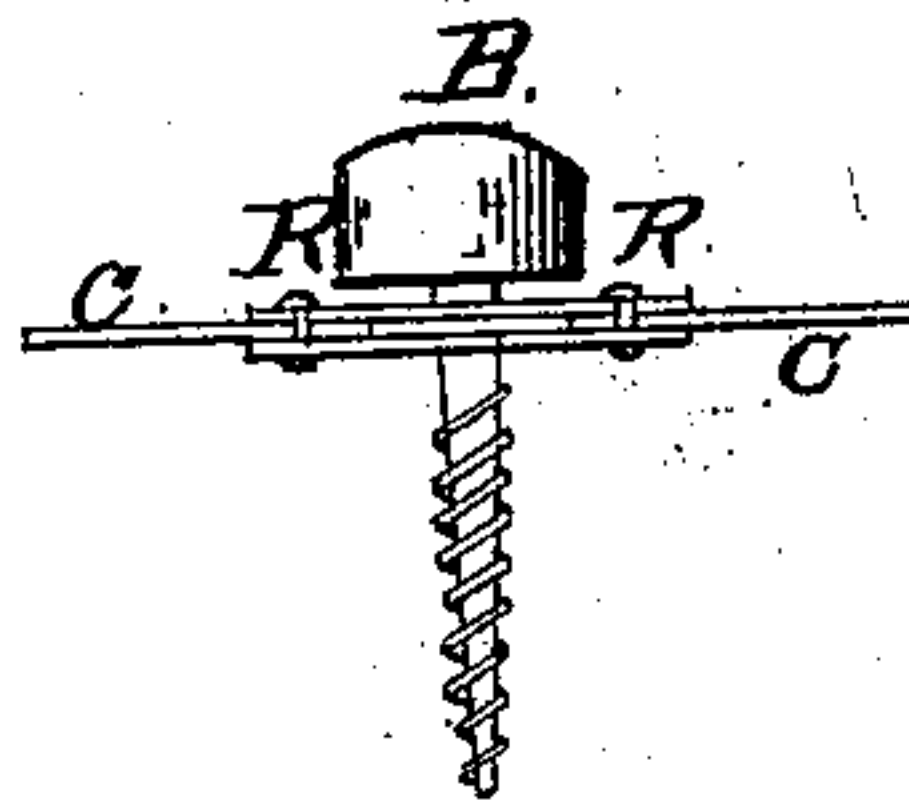


Fig. 3.



WITNESSES:

C. O. Collins

Charles M. Evans

INVENTOR:

Elmer Crawford

UNITED STATES PATENT OFFICE.

ELMER CRAWFORD AND JAMES H. BIRCH, OF BURLINGTON, NEW JERSEY.

IMPROVEMENT IN CARRIAGE-CURTAIN FASTENER.

Specification forming part of Letters Patent No. 53,419, dated March 27, 1866.

To all whom it may concern:

Be it known that we, ELMER CRAWFORD and JAMES H. BIRCH, of Burlington, in the county of Burlington and State of New Jersey, have jointly invented a new and Improved Mode of Fastening Curtains to Carriage-Windows; and we do hereby declare that the following is a full and exact description thereof, reference being had to the accompanying drawings, making a part of this specification, and to the letters of reference marked thereon, in which—

Figure 1 is a perspective view of window and its curtain either fastened down or strapped up; Fig. 2, a sectional view of any of the fasteners; Fig. 3, a side view of any of the fasteners.

The nature of our invention consists in providing the slotted eyelets, bored, as usual, through the leather or any material the curtain may be made of, with a metallic binding composed of two metallic plates riveted together and hooking fast on oval-headed knobs secured at suitable places on the carriage-window frame, and which, being turned half a turn from left to right after the eyelets are hooked on, makes the curtain fast against the frame-work of the window.

To enable others skilled in the art to make and use our joint invention, we will proceed to describe its construction and operation.

We make the carriage-window curtain C C, Fig. 1, of any suitable form and material generally used for the purpose. Then we bore through it the sufficient number of slotted eyelets S S, Fig. 1, to correspond with the knobs B B, same figure, screwed at suitable places in window-frame, and we bind each eyelet by means of two oval-formed pieces, A A A, of same figure, thin metal of equal size, one placed on the outside and the other to correspond on the inside face of the curtain, said

metallic plates having slotted holes to correspond with that of the eyelets, and are fastened together by rivets R R R R, Figs. 1, 2, and 3.

Our curtain being thus completed, the eyelets hooked on the heads of knob-screws B B B, Fig. 1, said knobs are turned half a turn from left to right and do keep the curtain fast and tight in place, defying wind or rain.

It is obvious that the eyelets are so strengthened by our metallic binding that in no case can they be torn open, as it does so often happen with ordinary leather or stitched binding.

Do we want to raise the curtain, we roll it up in the usual way and fasten it, as shown in C' C', Fig. 1, by means of the ordinary inside strap provided with our above-described metallic-bound eyelets.

We do not intend claiming, broadly, an eyelet bound with metallic plates riveted together, or the revolving metallic oval head-knobs, as we are aware that similar, or nearly similar, contrivances are used on some carpet-bags, portfolios, &c.; but

We do claim as our joint invention and desire to secure by Letters Patent—

The binding of the eyelets of carriage-window curtains by means of metallic plates riveted together, held fast to the frame by hooking on revolving knob-screws, applied to and in combination with carriage-window curtains in the manner and for the purpose above set forth, using to obtain the said effect any metal, as brass, silver, galvanized iron, or any suitable material substantially equivalent or which will produce the intended effect.

ELMER CRAWFORD.
JAMES H. BIRCH.

Witnesses:

C. D. COLLADAY,
CHARLES H. EVANS.