

*J. H. Friederick,*

*Carpet Fastener.*

*N<sup>o</sup> 52,985.*

*Patented Mar. 6, 1866.*




Fig: 5

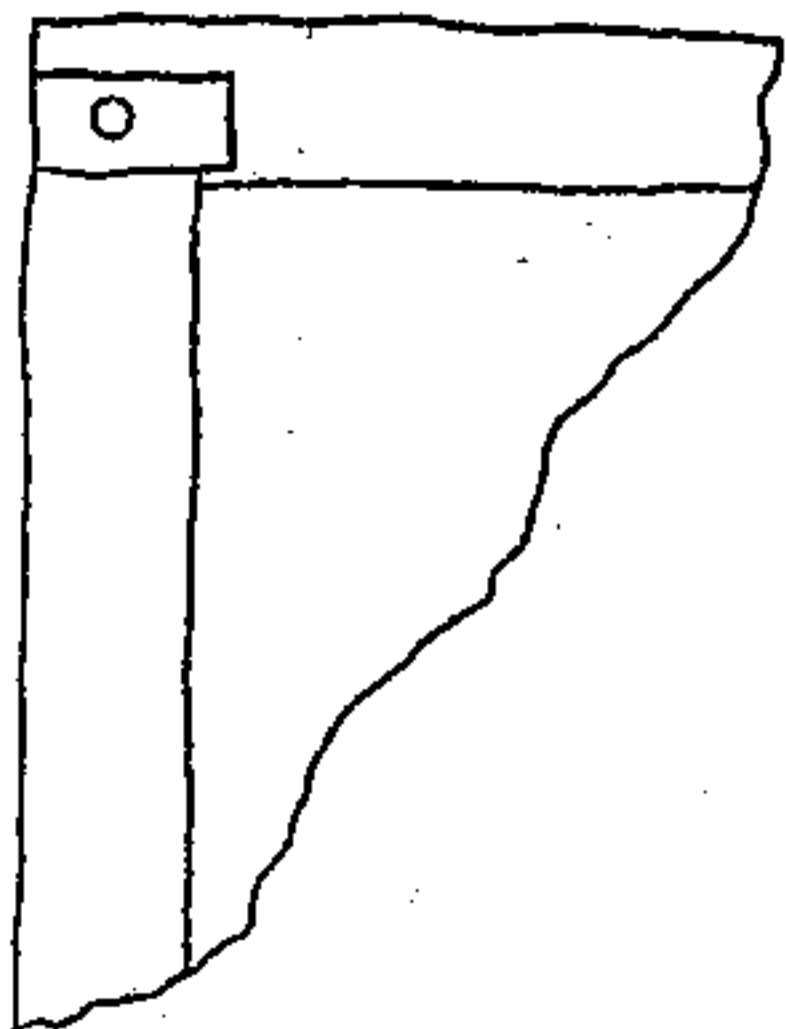


Fig: 1




Fig: 2

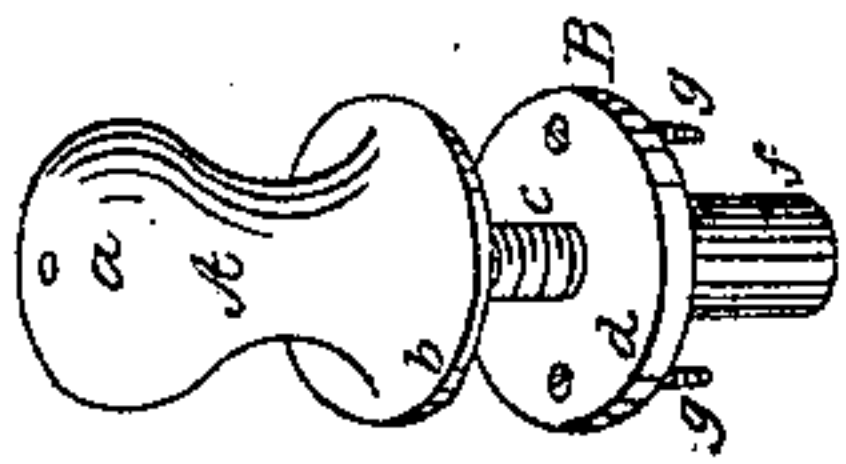
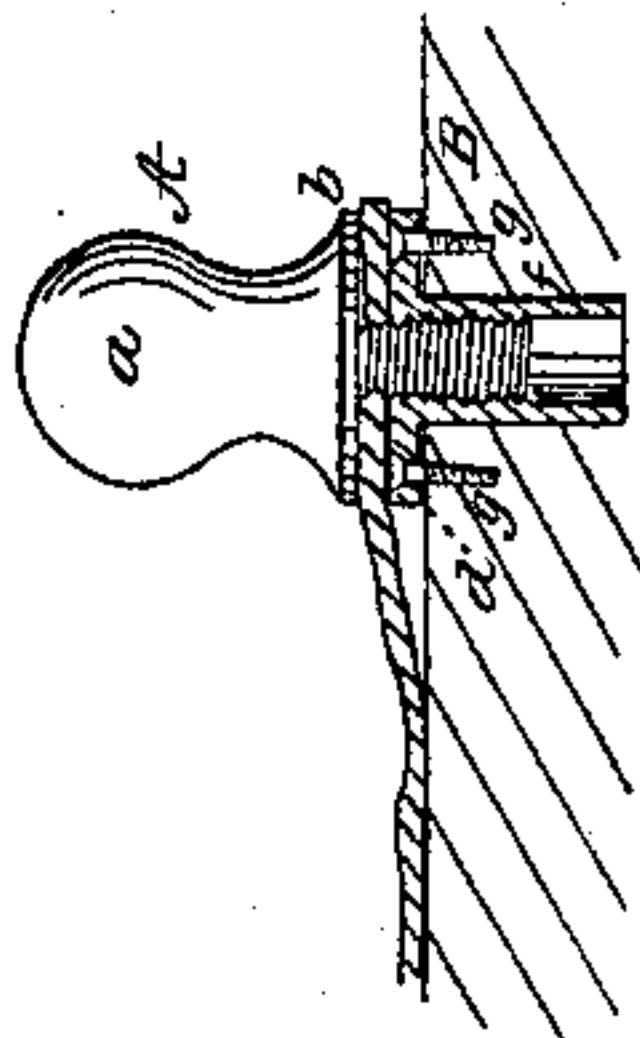


Fig: 3



Witnesses:  
*J. A. Davis*  
*R. F. Cogood*

Inventor:  
*J. H. Friederick*  
By *J. Frausto*  
Atty.

# UNITED STATES PATENT OFFICE.

JOHN H. FRIEDERICH, OF ROCHESTER, NEW YORK.

## CARPET-FASTENER.

Specification forming part of Letters Patent No. 52,985, dated March 6, 1866.

*To all whom it may concern:*

Be it known that I, JOHN H. FRIEDERICH, of Rochester, in the county of Monroe and State of New York, have invented a new and useful Improvement in Carpet-Fasteners; and I do hereby declare that the following is a full and exact description thereof, reference being had to the accompanying drawings, making part of this specification.

Figure 1 is a plan of a room with the carpet secured by my improved fastenings; Fig. 2, a perspective view of the fastening detached; Fig. 3, a sectional elevation of the same applied to the floor and holding the carpet in place; Fig. 4, a similar view of a simple screw-knob or clamp; Fig. 5, view of the corner of a carpet, showing the gage-mark applied thereto.

Like letters of reference indicate corresponding parts in all the figures.

There are two great objections to ordinary carpet-fastenings: first, they are difficult to lay down and take up; and, second, they are liable to strain and tear the carpet, especially when employed in the form of tacks or hooks.

My invention consists essentially in the employment of a combined screw-knob and socket at the corners of the room, so arranged that not only is the carpet easily put down and taken up, but it is also clamped and held in such a manner that the strain is removed from the stem of the screw, and therefore there is much less danger of tearing.

As represented in the drawings, A is the screw-knob, and B the socket. The screw-knob consists simply of a knob proper, *a*, a plain clamping-shoulder, *b*, and a screw-stem, *c*. The socket consists of a plane face, *d*, and a hollow stem, *f*, in which screws the stem *c*. The face *d* is also provided with holes in which rest small screws or tacks *g g* to secure the socket to the floor. Or, what is the same in effect, the tacks or points may be made to form a part of the face itself to accomplish the same purpose.

Under ordinary circumstances, where the carpet is good and the room well and regularly proportioned, I design to employ the fastenings only at each corner, as indicated in Fig. 1; but if desirable or necessary they may be used intermediately; or, in place of this, a

simple screw knob or clamp without the socket may be used, as shown in Fig. 4. A hole is bored in each corner of suitable size and depth to receive the socket-stem *f*, which is placed therein, and the face *d* tacked or screwed fast to the floor. The binding or edge of the carpet is placed over it and the screw-knob screwed therein till the carpet is clamped firmly in place. The carpet is then stretched to the next corner and secured in the same way, and from that to the next, and so on till it is completely laid. By drawing the carpet straight and securing it in this way it will generally hold firm.

I prefer to secure at each corner of the carpet, or wherever the fastening comes, a small piece of leather, or equivalent, to serve as a gage or mark, so that when the carpet has been removed and is to be replaced, it can be drawn exactly opposite the fastening, and will thus indicate where the screw is to be inserted. This fastening is a very convenient means for securing a carpet in place, and presents some advantages over the devices now in use. It enables the carpet to be laid or removed with the greatest facility, and at the least cost of labor and time. In case of fire it can be removed almost instantly and without danger of tearing the edges, as when tacks, hooks, or cams are employed. When once applied in place, the fastenings remain as ornamental fixtures to the room.

In dispensing with the many points of attachment, as when tacks, hooks, or cams are applied along at the sides of the room, it is obvious that the contraction of the carpet will be such as to cause it to draw considerably on the points of attachment. Therefore, were no provision made to meet the difficulty the carpet or binding might be torn at those particular points.

In my device it will be seen that the two faces or shoulders *b d* clamp and hold the carpet firmly between them, thereby removing the strain from the screw *c* and obviating any tendency to tear. This feature, in connection with that of adapting the device to being so easily adjusted and removed, is of much consequence.

The device is of such form and construction as to be put up into packages and introduced

into the market, thus forming a new article of manufacture and sale ready for use by any one.

What I claim as my invention, and desire to secure by Letters Patent, as a new article of manufacture, is—

The carpet-fastener made up of the screw-

knob *a b c* and the socket *d f*, the whole arranged and operating substantially as herein set forth.

JOHN H. FRIEDERICH.

Witnesses:

R. F. OSGOOD,

J. A. DAVIS.