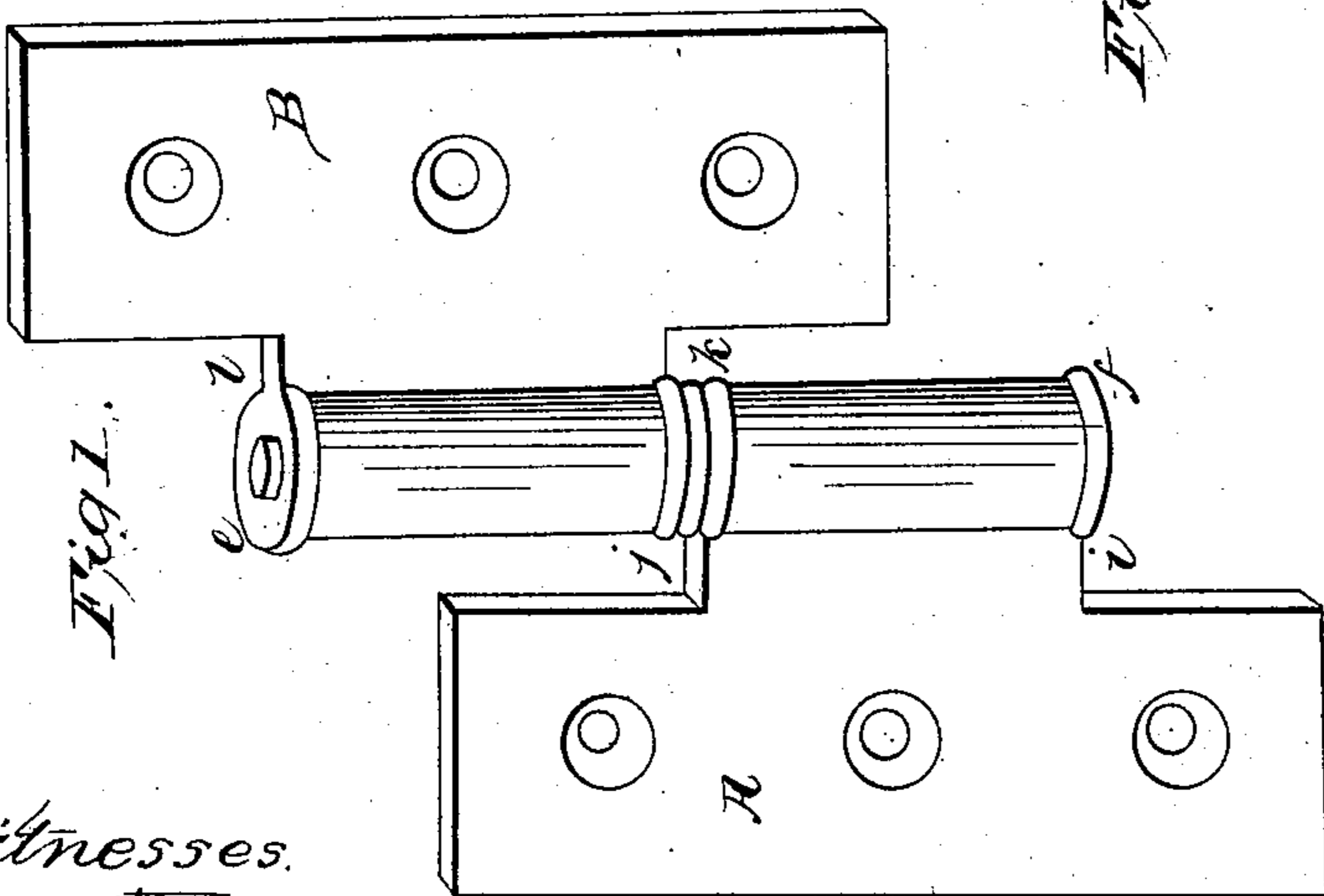
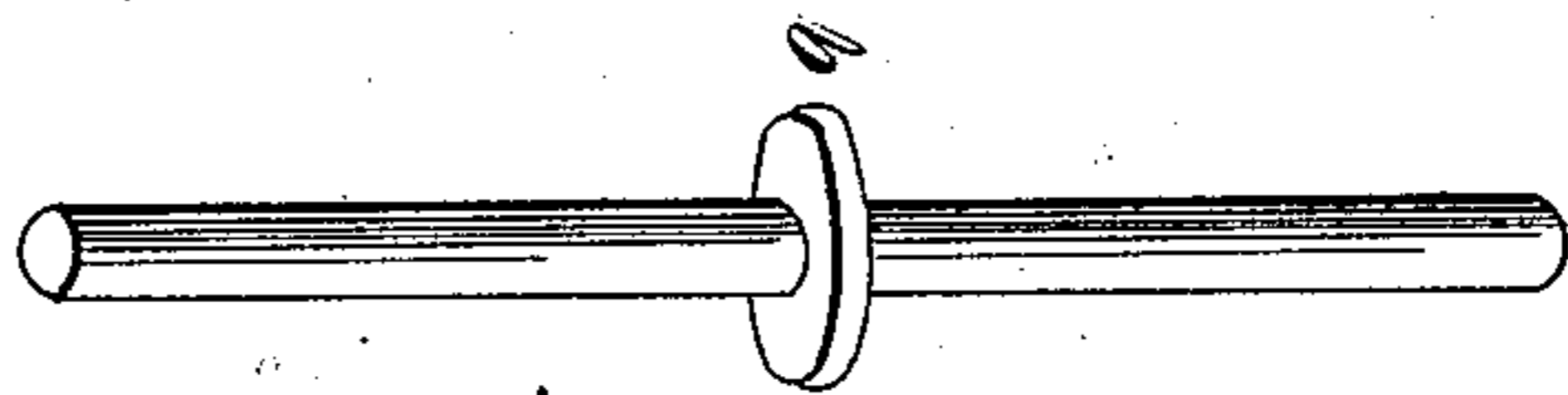
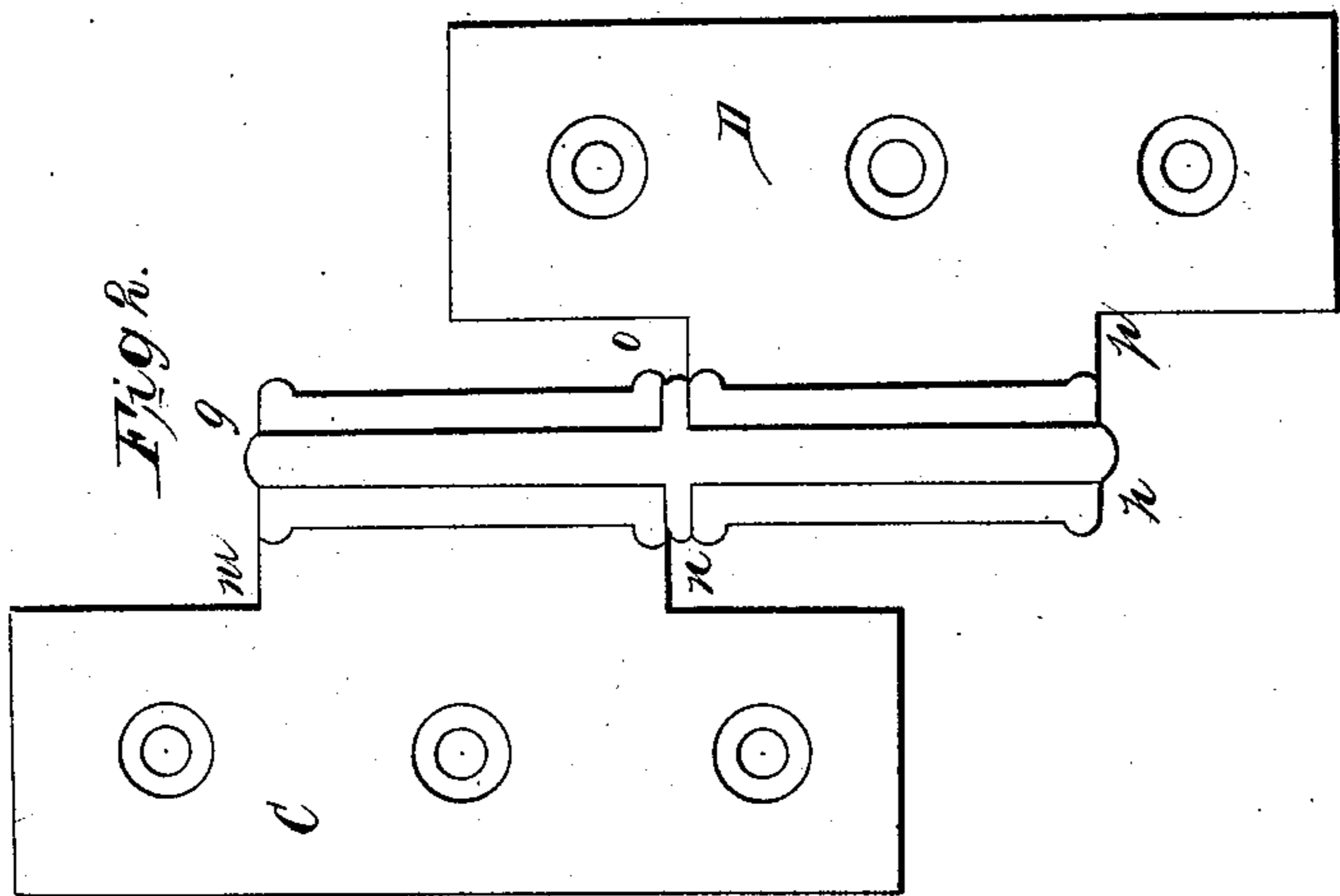


S. Selden,

Hinge.

N^o 52,649.

Patented Feb. 13, 1866.



Witnesses.
J. W. Witmore
J. Curly

Inventor.
Samuel Selden

UNITED STATES PATENT OFFICE.

SAMUEL SELDEN, OF FAIRVIEW TOWNSHIP, ERIE COUNTY, ASSIGNOR TO
JOHN C. SELDEN, OF ERIE, PENNSYLVANIA.

IMPROVEMENT IN HINGES.

Specification forming part of Letters Patent No. 52,649, dated February 13, 1866.

To all whom it may concern:

Be it known that I, SAMUEL SELDEN, of the township of Fairview, in the county of Erie and State of Pennsylvania, have invented a new and useful machine, which I denominate a "Reversible Loose-Jointed Door-Hinge;" and I do hereby declare that the following is a full, clear, and exact description of the construction and operation of the same, reference being had to the annexed drawings, making a part of this specification, in which—

Figure 1 is a perspective view; Fig. 2, a vertical section through the center of the joint, and Fig. 3 the hinge bolt or pivot.

A, B, C, and D are wings of the hinge; *efgh*, heads or barrel of hinge; *ijklmnop*, necks of hinge; *q*, Fig. 3, the enlargement of the center of the pivot. This is like a washer, but is firmly fixed on the center of the pivot. Its diameter is about the same as that of the barrel of the hinge. The door can be lifted from the pivot, and the pivot can readily be removed and inserted in either end of either barrel. The washer prevents it from falling through. This washer may also be made of such material as to lessen the friction of the joint. The

heads are in the middle of the wings. The two wings, with their heads, are alike.

The operation with the improvement is as follows: The hinge, Fig. 1, stands as it would on a door swinging from the observer to the left. To apply it to a door swinging to the right take the wings apart, put A above and let it become C, Fig. 2, the pivot being taken out and placed so that the enlarged center *kj*, Fig. 1, falls at *no*, Fig. 2. This is a simple method of reversing the hinge and applying it to both right and left hand doors. The same countersinks of the wings answer for all cases, and the heads *ek*, &c., can be set on curved necks *lk*, &c., out of the plane of the wings, as in the common hinge.

What I claim as my invention, and desire to secure by Letters Patent, is—

The movable pintle, constructed with the fixed washer or enlarged center *q*, in combination with the two leaves of a hinge, constructed substantially as described.

SAMUEL SELDEN.

Witnesses:

I. W. WITMORE,
F. CURLZE.