

L. & M. TAYLOR, & E. COX.

Bee Hive.

No. 52,622.

Patented Feb. 13, 1866.

Fig. 1

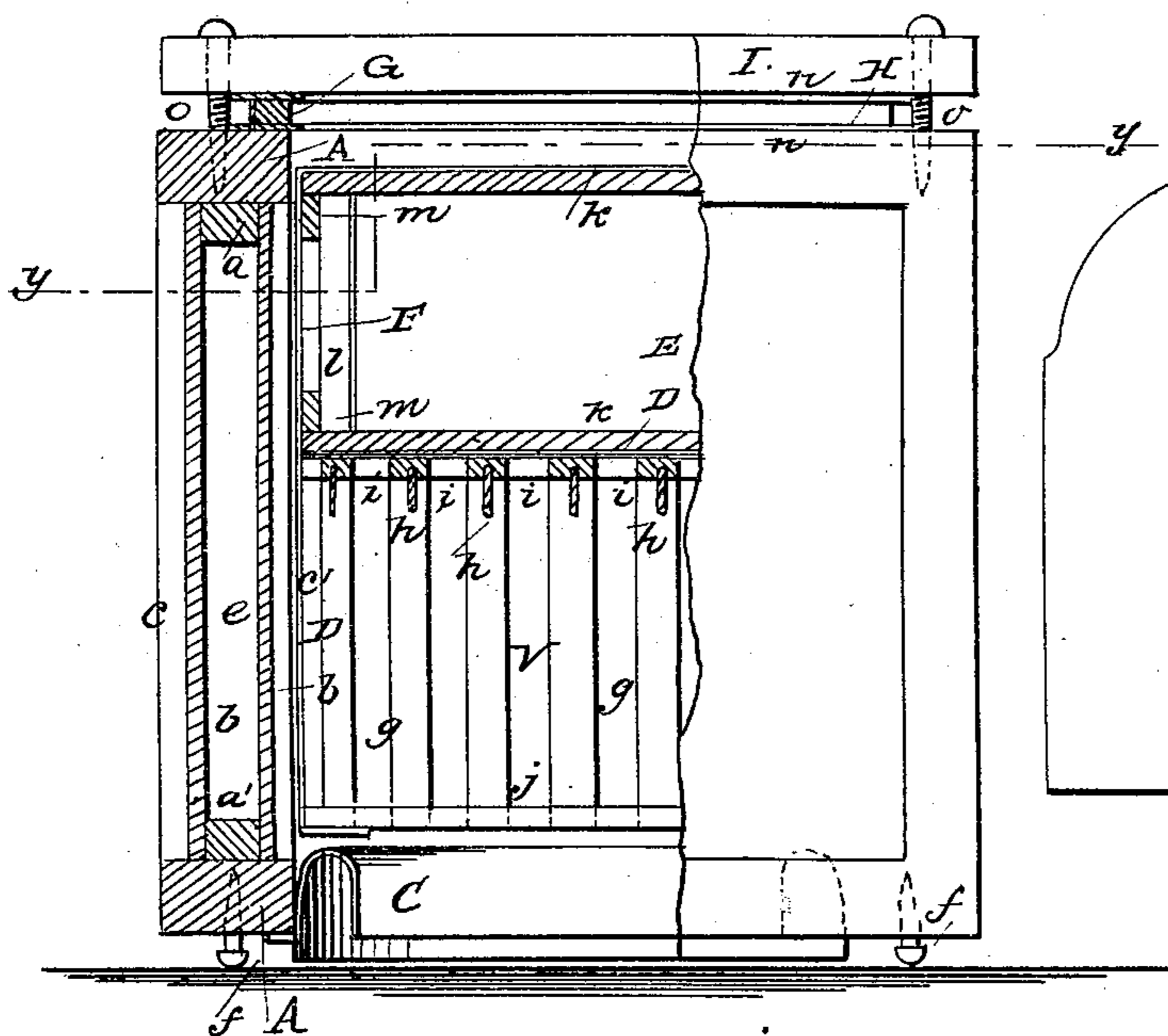


Fig. 3

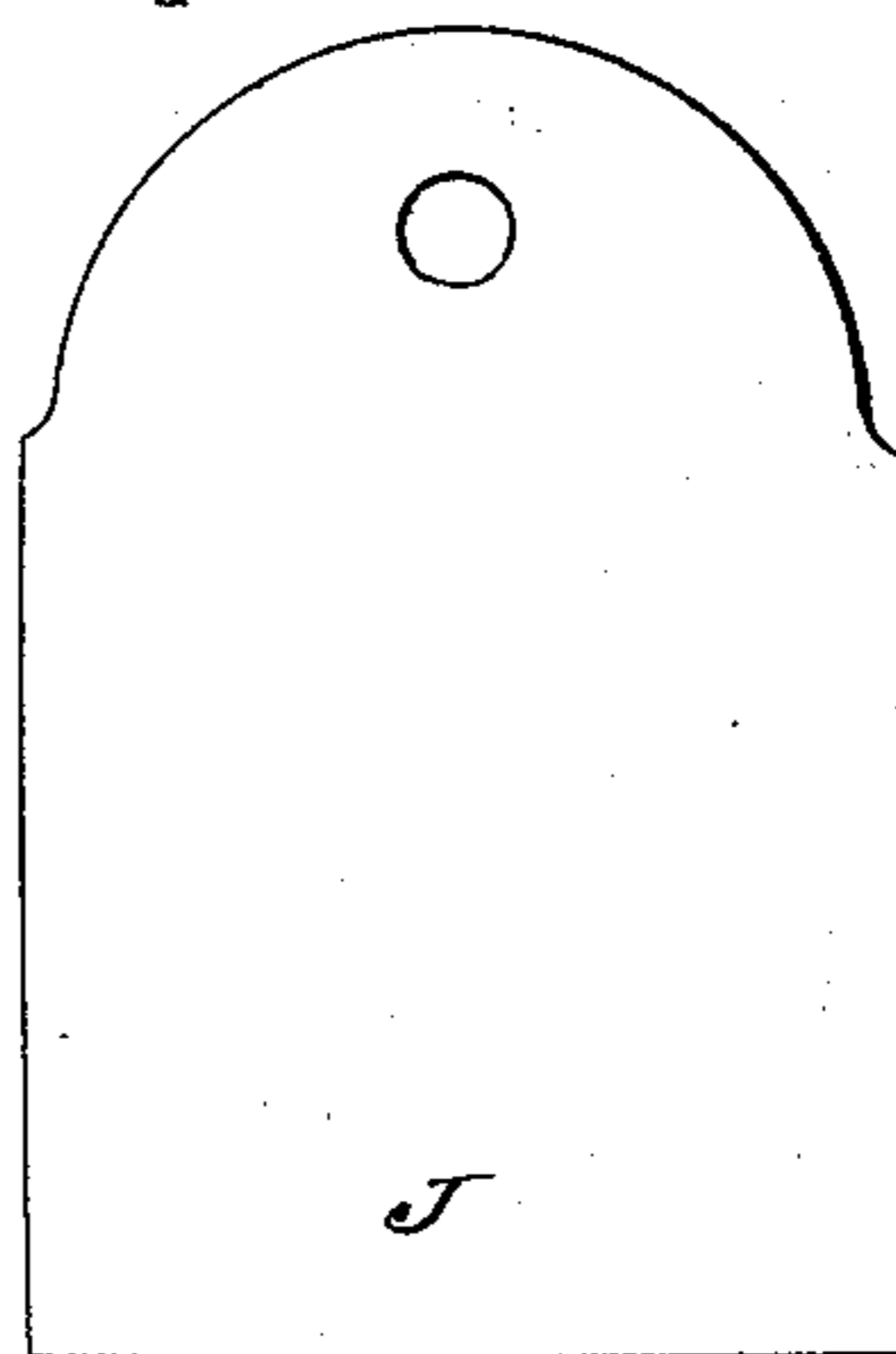
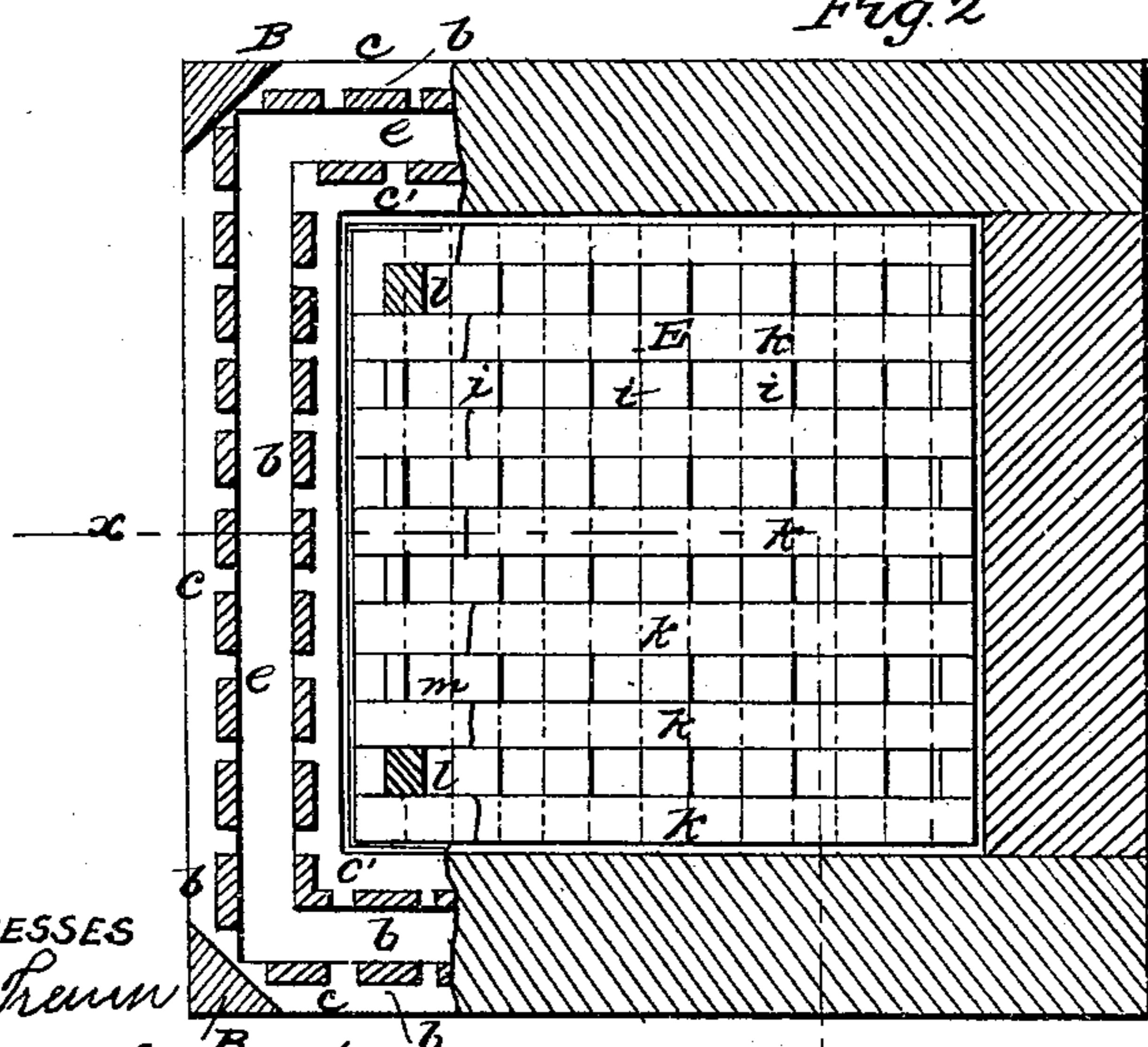


Fig. 2



WITNESSES

Wm. Green  
J. B. Longfellow

INVENTORS

L. Taylor  
M. Taylor  
E. Cox  
By *Wm. H. W. W.*

# UNITED STATES PATENT OFFICE.

LEMUEL TAYLOR, MINOR TAYLOR, AND EDWIN COX, OF JORDAN, WISCONSIN.

## IMPROVEMENT IN BEE-HIVES.

Specification forming part of Letters Patent No. 52,622, dated February 13, 1866.

*To all whom it may concern:*

Be it known that we, LEMUEL TAYLOR, MINOR TAYLOR, and EDWIN COX, of Jordan, in the county of Green and State of Wisconsin, have invented a new and Improved Bee-Hive; and we do hereby declare that the following is a full, clear, and exact description thereof, which will enable those skilled in the art to make and use the same, reference being had to the accompanying drawings, forming part of this specification, in which—

Figure 1 is a side sectional view of our invention, taken in the line *x x*, Fig. 2; Fig. 2, a horizontal section of the same, taken in the line *y y*, Fig. 1; Fig. 3, a detached view of a dividing-knife pertaining to the same.

Similar letters of reference indicate corresponding parts.

This invention relates to a new and improved bee-hive; and it consists in constructing the same in such a manner that the hive will be kept at an uniform temperature, the health of the bees promoted, the building of straight combs insured, the entrance of moths prevented, and other advantages obtained, which will be hereinafter fully set forth.

A A represent the strips which compose the top and bottom parts of the frame of the hive, connected at the corners by a miter-joint or otherwise. B are the uprights of the frame, secured to the angles or corners of A A, and of triangular form in their transverse section. To the under surfaces of the top strips A of the frame there are attached cleats *a*, and similar cleats *a'* are attached to the upper surfaces of the bottom strips A and to these cleats laths *b* are nailed vertically. To the laths mortar is applied to form an outer and an inner wall, *c c'*. The mortar may be made of lime and sand mixed with size, (glue and water.) A dead-air space, *e*, is allowed between the two walls *c c'*, as shown in Figs. 1 and 2.

C represents a moth-guard, which may be constructed of sheet metal and in the form of an inverted U, with one side (the inner one) a trifle shorter than the outer one, as shown clearly in Fig. 1. The outer side of the moth-guard is attached to the inner surface of the lower part of the frame of the hive, and extends a short distance below it for the hive to rest upon in conjunction with screws or feet *f*. The upper surface of this moth-guard supports

the brood-chamber V, which is constructed as follows: A block of wood of the size required for this chamber is obtained, and wooden strips *g* are placed vertically against two opposite sides of it, and the upper ends of said strips are sawed vertically and about centrally to receive the ends of tin strips *h*, which serve as comb-guides. The top strips, *i*, are then laid on and all the strips covered with paper D, secured thereto by paste or glue, said paper extending all around the block and forming, when drawn from the block, a rectangular chamber, two sides of which and the top are of paper and wooden strips and the other two sides of paper only, the lower edges of the paper sides being stiffened by wooden strips *j*. The paper top of the brood-chamber is made removable, so that when the honey-box is used there may be communication between said chamber and box.

E represents the honey-box, which has its top and bottom formed of slats *k*, all of the sides being of paper F. This box has uprights *l* at its corners, which are connected to the top and bottom slats, the ends of said slats being attached to transverse strips *m*, which are secured to the upper and lower ends of the uprights. The paper F of the sides of the box projects a little over the slats *k*. The bottom slats of this honey-box are at right angles to the top slats of the brood-chamber.

The top of the hive is rendered perfectly airtight by means of a sealing-strip, which is a rectangular wooden frame, G, having a strip of tin, H, secured to its exterior surface with leather or india-rubber strips *n*, both above and below it. This sealing-strip is secured on the top of the hive by means of a clamp composed of a board, I, fitted on the frame G, and secured to the hive by means of screws or bolts *o*.

J represents a dividing-knife, constructed of thin metal, and of such dimensions that the slats and brood-comb of chamber V may be readily divided, as occasion may require, the knife readily cutting through the paper, and a complete cut being made through the chamber at one stroke of the knife.

The metal or tin strips *h* are dipped in wax, in order that the bees may have a proper surface to commence building their comb upon. These strips insure the combs being formed in

vertical planes without being brought in contact or connected together.

The moth-guard C is coated at its under side with lard or other soft gease. This moth-guard, thus coated with grease, effectually prevents the moth gaining access to the hive.

In consequence of constructing the walls of the hive of two thicknesses of mortar with a dead-air space between, and a wall of paper with a space between it and the inner wall of mortar, the temperature of the hive is rendered uniform. No air can enter at the top of the hive, it being sealed perfectly tight by the means previously described.

Having thus described our invention, we claim as new and desire to secure by Letters Patent—

1. A sealing strip or frame, G, in connection with the board or clamp I, constructed and applied to the top of the hive to render the same air-tight, substantially as described.

2. The moth-guard C, constructed in the form described, coated with grease and applied to the bottom of the hive, substantially as set forth.

3. Constructing the brood-chamber V and spare-honey box E of slats and paper, in the manner substantially as described.

LEMUEL TAYLOR.  
MINOR TAYLOR.  
EDWIN COX.

Witnesses:

M. REINHART,  
I. REINHART.