


*J. F. Landis*


*Curtain Fixture,*

*N<sup>o</sup> 52,577.*

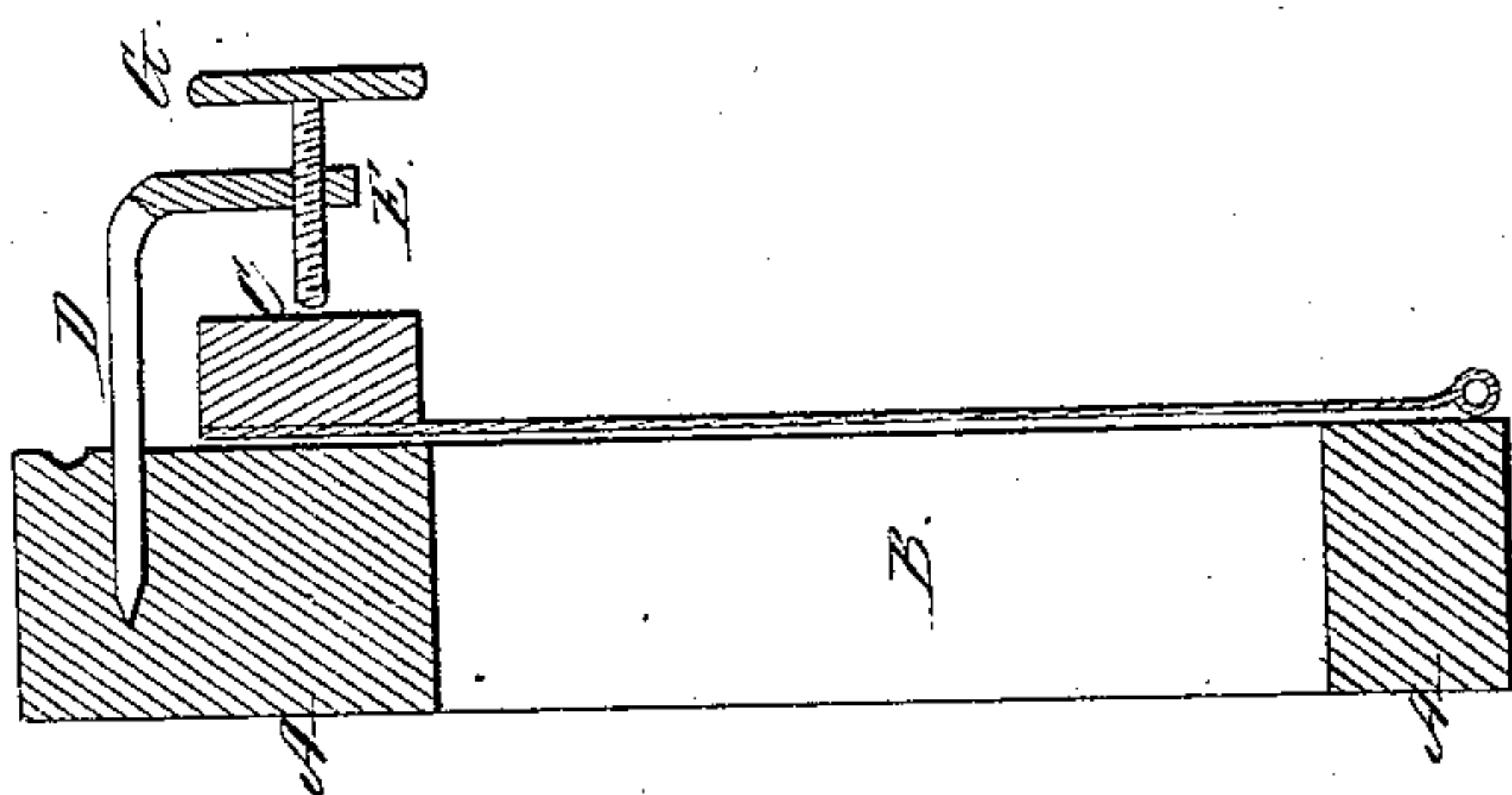
*Patented Feb. 13, 1866.*



*Fig. 1.*



*Fig. 2.*



*Witnesses:*  
*L. Luchs*  
*Albert B. Towles.*

*Inventor:*  
*Jacob F. Landis*  
*By his Attorney*  
*J. Franklin Keigart*

# UNITED STATES PATENT OFFICE.

JACOB F. LANDIS, OF HARRISBURG, PENNSYLVANIA.

## MODE OF HANGING CURTAINS, BLINDS, AND MAPS.

Specification forming part of Letters Patent No. 52,577, dated February 13, 1866.

*To all whom it may concern:*

Be it known that I, JACOB F. LANDIS, of Harrisburg, county of Dauphin, and State of Pennsylvania, have invented a new Mode of Hanging Paper Blinds, Curtains, or Maps; and I do hereby declare the following to be an exact description thereof, reference being had to the accompanying drawings, and to the letters of reference marked thereon, making a part of this specification.

The nature of my invention consists in the shape and construction of the screw (that is screwed into the frame of the window,) in combination with an adjustable thumb-screw that holds the strip at top of the blinds.

Figure 1 is a front view; Fig. 2, a side view; Fig. 3, a top view.

A represents the window-frame; B, the window; C, the strip or slat, to which a paper curtain or blind, or map is attached by tacks or otherwise. D is a screw bent at an angle, with an eye, E, at the other end. An adjustable thumb-screw, G, passes through the eye E.

One, two, or three screws, D, are screwed

into the frame at top of the window. The strip C that is attached to the top of the paper blind is then placed against the window-frame and the thumb-screw screwed against it. The blind is thus always adjusted on a straight line to hang perfectly straight, and can be instantly removed without tearing the blind, as is always the case where the blind has been tacked to the window-frame. Paper blinds are thus used for a long time, and the blind or window not injured by nails or tacks, or hanging crooked.

What I claim as my invention, and desire to secure by Letters Patent, is—

The construction of the screw D, with its eye E, in combination with its thumb-screw G and slat C, for holding the curtain, when arranged and combined as herein described, and for the purposes set forth.

JACOB F. LANDIS.

Witnesses:

J. FRANKLIN REIGART,  
JOHN S. HOLLINGSHEAD.