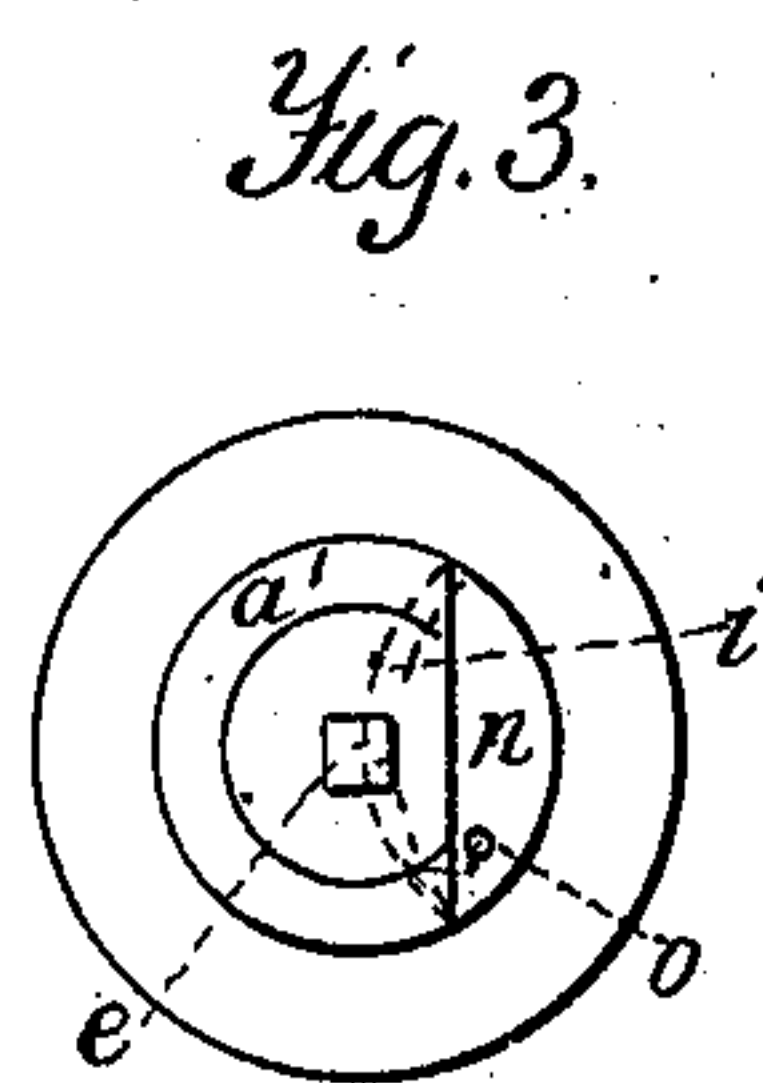
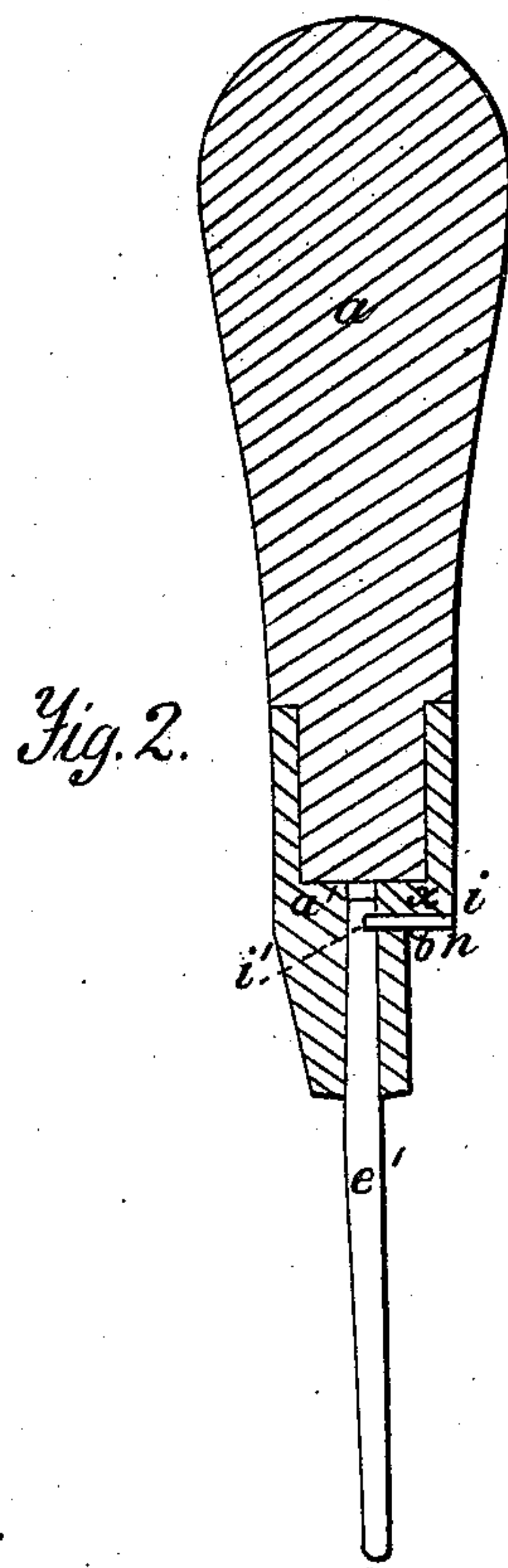
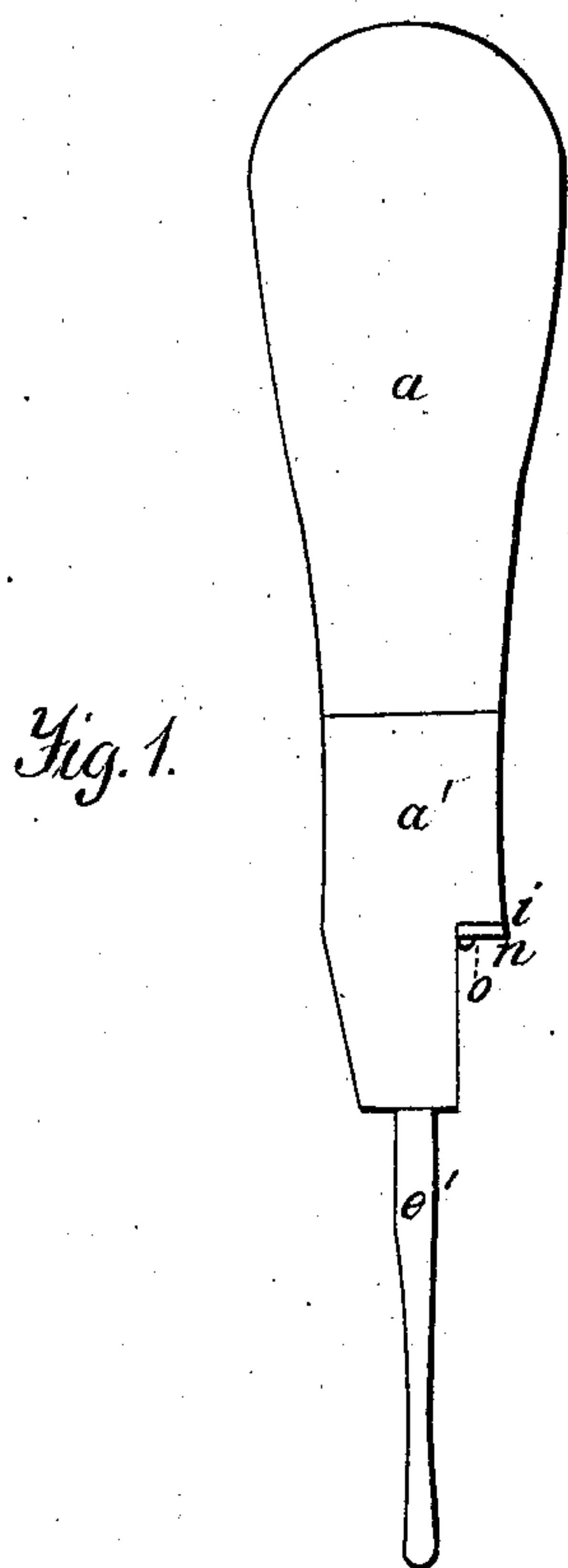


H.L. Parker,
Awl Handle,
No 52,443, Patented Feb. 6, 1866.



Witnesses:
Agnes J. Flammie
Jeremy W. Bliss.

Inventor:
Henry L. Parker

UNITED STATES PATENT OFFICE.

HENRY L. PARKER, OF HARTFORD, CONNECTICUT.

IMPROVED BRAD-AWL HANDLE.

Specification forming part of Letters Patent No. 52,443, dated February 6, 1866.

To all whom it may concern:

Be it known that I, HENRY L. PARKER, of the city and county of Hartford, and State of Connecticut, have invented certain new and useful Improvements in Brad-Awl Handles; and I do hereby declare that the same is described and represented in the following specification and drawings; and to enable others skilled in the art to make and use the same I will proceed to describe its construction and operation by referring to the drawings, in which the same letters indicate like parts in each of the figures.

The nature of this improvement will readily be understood from the specification and drawings.

The object desired to be attained thereby is to provide sure means of easily and quickly inserting and securing or releasing and removing an awl or other tool therefrom.

In the accompanying drawings, Figure 1 is a side view. Fig. 2 is a sectional side view. Fig. 3 is a sectional end view.

a is a handle, made in whole or in part of any suitable material, as wood or metal. *a'* is the shank, having a proper socket, *e*, formed in the end thereof to receive the shank end of the awl *e'*.

i is a slit cut across the shank into the socket *e*, into which is fitted a latch, *n*, and is secured therein, so as to turn out and in, by a pin, *o*. This latch may be made to operate by a spring. Indeed I contemplate making them to work in that way.

I propose to arrange a spring as follows: Drill a hole—say three-sixteenths—through the shank *a* at *x* and a short distance into the

handle. Then drill a small hole through the latch directly against the hole in the shank and drive a piece of small spring-wire through the latch *n*, closely to that side of the larger hole next to the socket *e*, into the handle, which serves as one of the many ways to hold the latch in the slit *i'* formed in the awl *e'*. Now it will be seen that by inserting an awl or other tool properly fitted into the socket the latch will hold the same in place until desirable to remove it therefrom, when by simply lifting the latch the tool may be quickly removed therefrom.

It is very annoying to a mechanic when using an awl to have it get loose and draw from the handle, and equally as much so to have as many different handles as he requires awls, or to have an awl break and be obliged to throw it aside because he cannot readily remove the broken shank therefrom.

By the use of this improvement these difficulties are removed and a good, useful, and desirable article is provided, convenient and durable for use.

I believe I have thus shown the nature, construction, and operation of this my improvement, so as to enable others skilled to make and use the same.

What I claim, therefore, and desire to secure by Letters Patent, is—

Forming a slit, *i*, across the shank *a'*, in combination with the latch *n* and handle *a*, substantially as and for the purpose described.

HENRY L. PARKER. [L. S.]

Witnesses:

AGNES J. HANNA,
JEREMY W. BLISS.