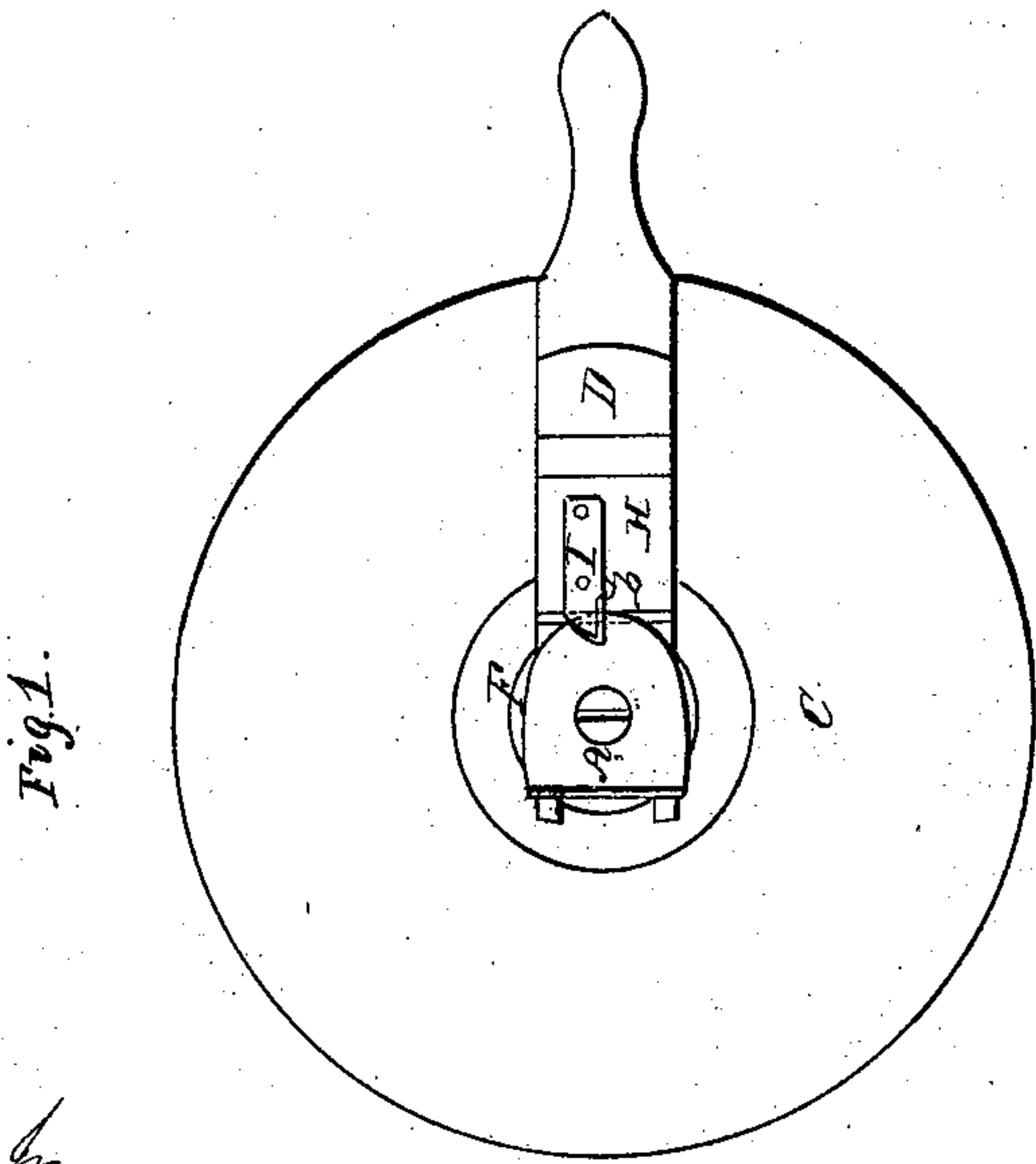
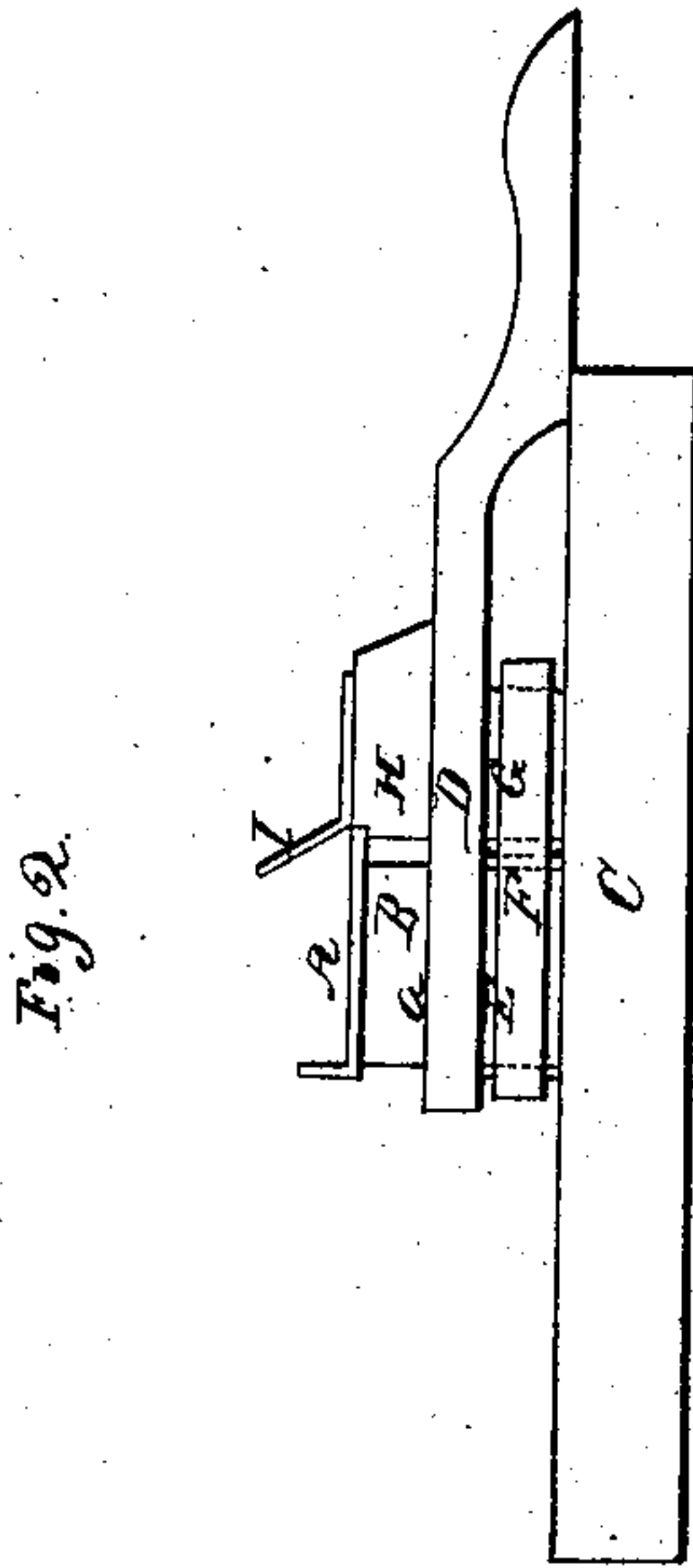
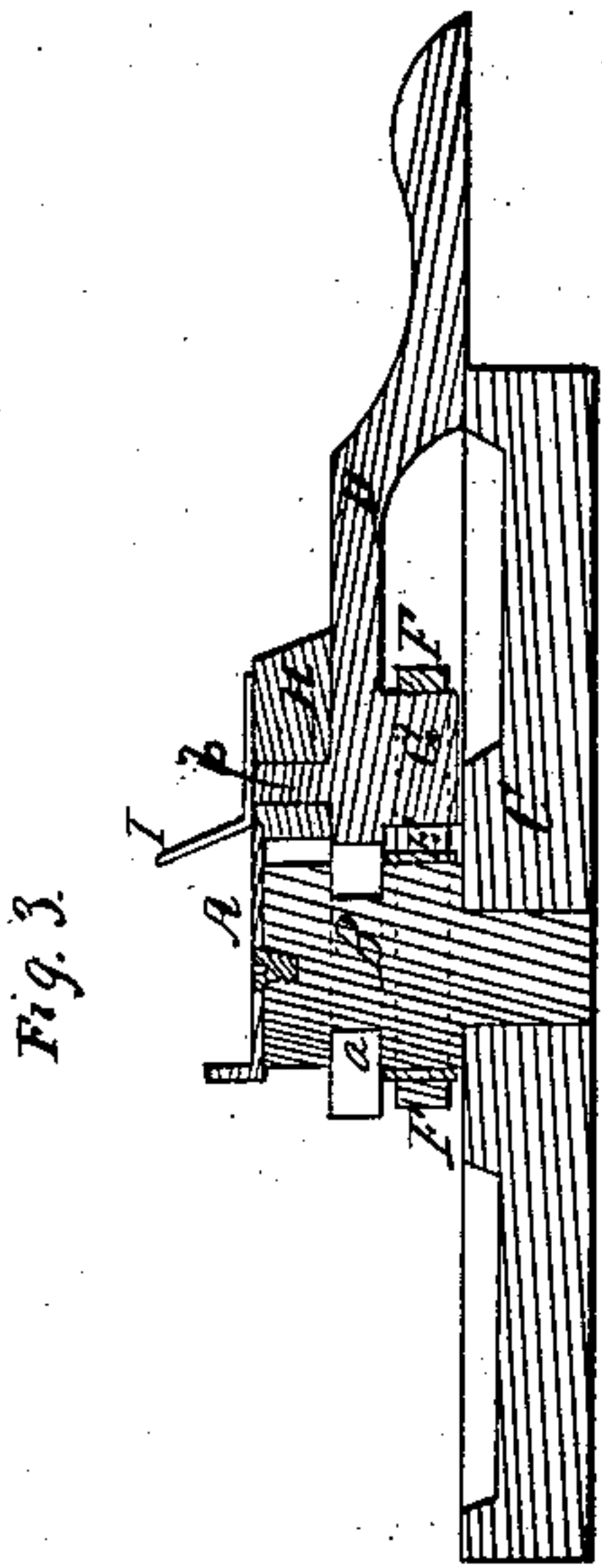


O. H. & J. A. Marston,

Heel Machine,

N^o 52,430.

Patented Feb. 6, 1866.



Witnesses.
D. J. Cole Jr
G. C. Washburn

Inventor.

O.H. and J.A. Marston.

By their attorney
R. H. Lee

UNITED STATES PATENT OFFICE.

OLIVER H. MARSTON AND JOHN A. MARSTON, OF CENTRE SANDWICH,
NEW HAMPSHIRE.

IMPROVED HEEL-CUTTER.

Specification forming part of Letters Patent No. 52,430, dated February 6, 1866.

To all whom it may concern:

Be it known that we, OLIVER H. MARSTON, and JOHN A. MARSTON, of Centre Sandwich, in the county of Carroll and State of New Hampshire, have invented an Improved Heel-Cutter; and we do hereby declare the same to be fully described in the following specification, and represented in the accompanying drawings, of which—

Figure 1 is a top view, Fig. 2 a side elevation, and Fig. 3 a longitudinal section, of it.

In the said drawings, A represents a heel rest and pattern supported upon a post, B, erected on a base, C. The said post is cylindrical, and has a groove, *a*, extending around it somewhat below the heel-pattern, and to receive the prongs of a bifurcated lever, D. An annulus, E, arranged below the lever, surrounds the post, and is so applied to it as to be capable of freely revolving on it. An elastic endless band, F, of india-rubber or other suitable material or composition, goes around the annulus and a projection, G, extended down from the lever.

Placed on the lever is a knife-carrier, H, which supports a knife, I, and turns freely on a journal or pin, *b*, extended upward from the lever. The cutting-edge of the knife is to be arranged in the straight line between the axis of the post B and that of the pin *b*. The knife-carrier is to rest against the edge of the pattern or heel-supporter, the whole being as represented in the drawings.

By laying hold of the lever and turning it on the post as a fulcrum the knife will be carried around the heel-rest, and when a heel-blank is on such rest it will be cut or shaped by the knife, which, by the heel-rest and the movable carrier, will be properly adjusted in each portion of its path, the spring-belt or band serving to keep the knife-carrier up to the rest. The annulus will revolve on the post with the elastic belt and serve to prevent such belt from being worn or injured by the post.

We claim—

1. The arrangement of the knife I on the movable carrier H, with the cutting-edge of the knife placed in a straight line with the axis of the heel-rest post B, and the journal *b*, on which the carrier turns, the same insuring to the knife, during its passage around the heel-rest, the best working positions for cutting the heel or leather to conform to the same.

2. The arrangement of the elastic or rubber belt F, the lever D, the carrier H, the knife I, the heel-rest A, and its post B.

3. The combination and arrangement of the annulus E with the heel-rest post B, and the rubber or elastic band F, applied to the lever D, supporting the knife-carrier H, to operate with the heel-rest A, as specified.

OLIVER H. MARSTON,
JOHN A. MARSTON.

Witnesses:

DANIEL G. BEEDE,
ABBY E. R. BEEDE.