

H. REYNOLDS.

Chimney Cap.

No. 52,322.

Patented Jan'y 30, 1866.

FIG. 1.

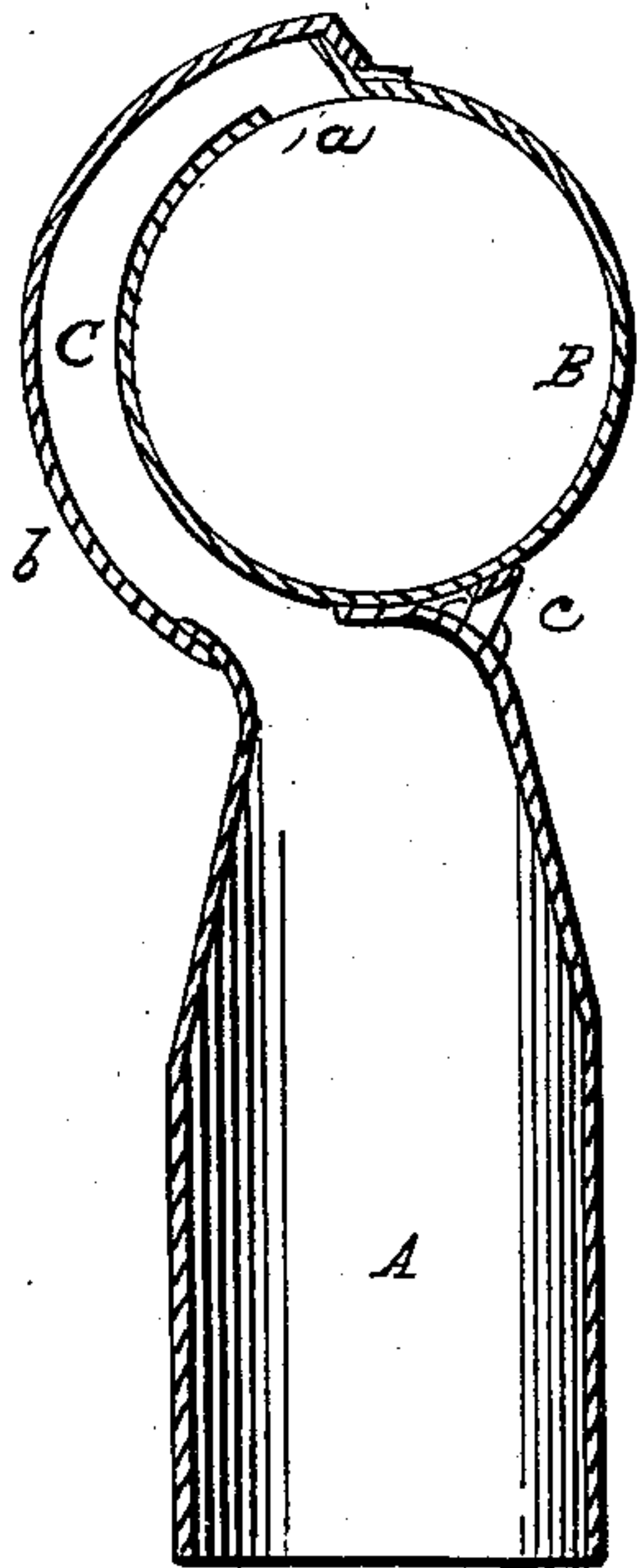


FIG. 2.

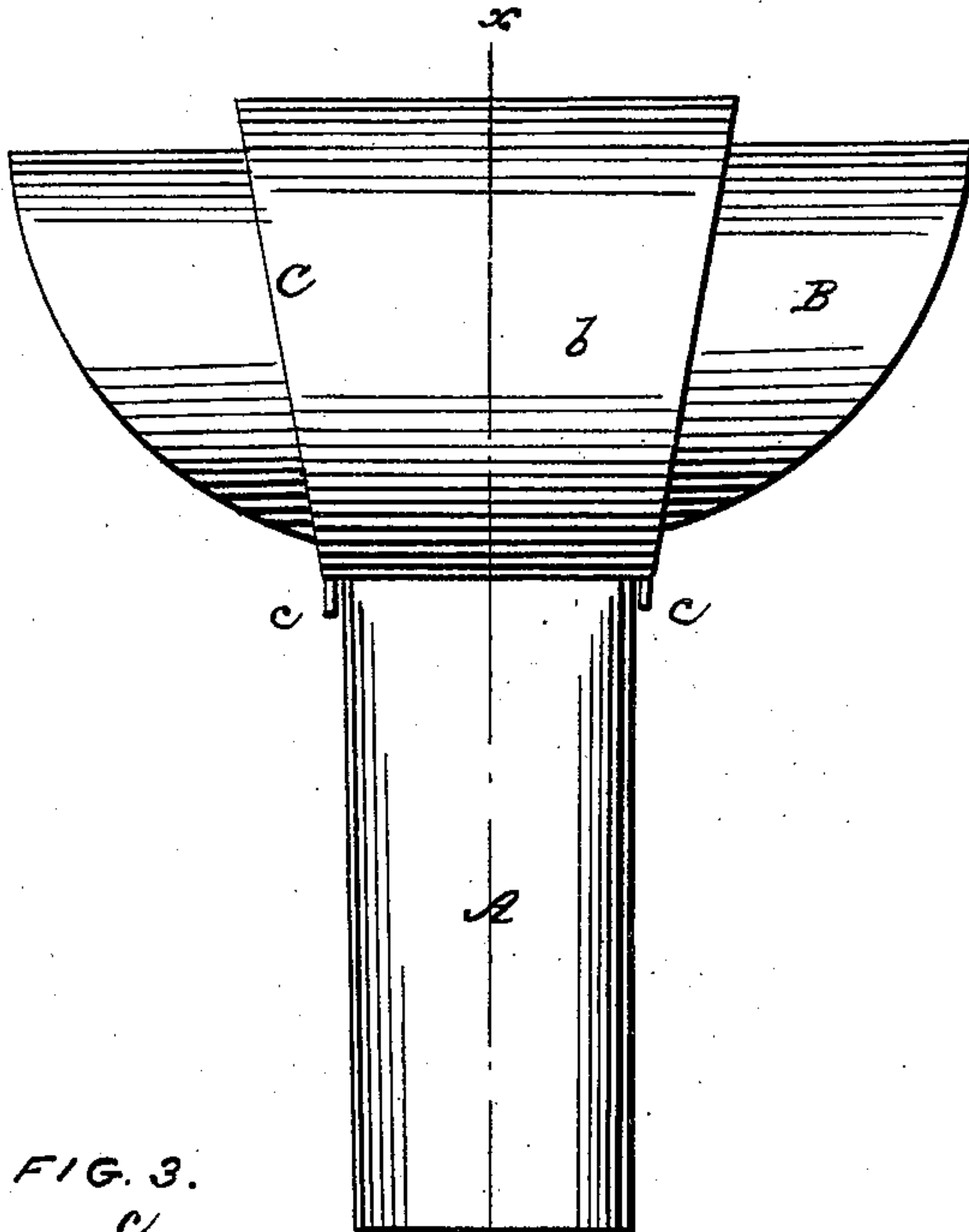
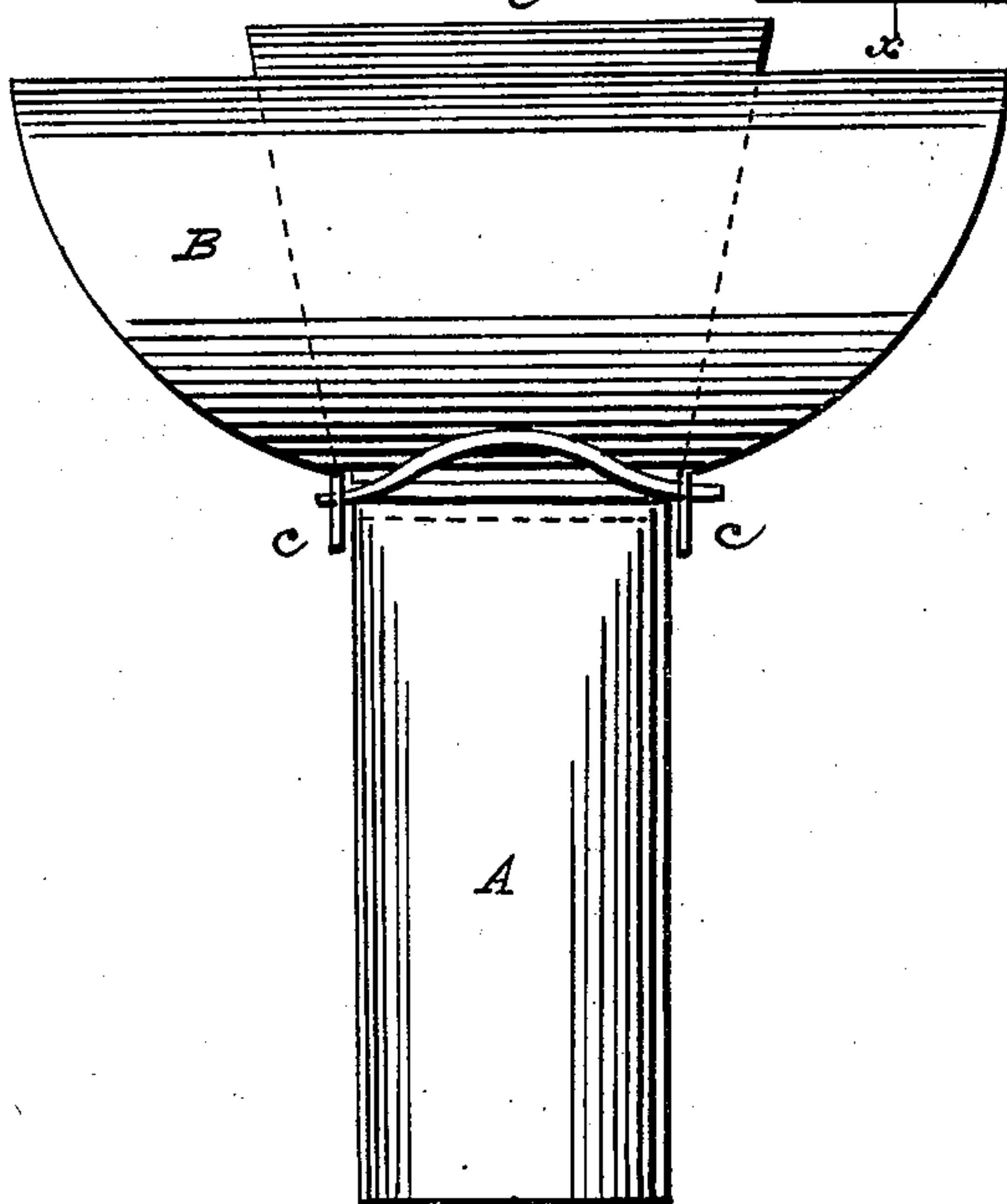


FIG. 3.



WITNESSES:

Wm. Brown
Wm. E. Lyon

INVENTOR.

Harvey Reynolds
By Munn & Co
Attorneys

UNITED STATES PATENT OFFICE.

HARVY REYNOLDS, OF NEW YORK, N. Y.

CHIMNEY-CAP.

Specification forming part of Letters Patent No. 52,322, dated January 30, 1866.

To all whom it may concern:

Be it known that I, HARVY REYNOLDS, of the city, county, and State of New York, have invented a new and Improved Chimney-Ventilator; and I do hereby declare that the following is a full, clear, and exact description thereof, which will enable those skilled in the art to make and use the same, reference being had to the accompanying drawings, forming part of this specification, in which—

Figure 1 is a vertical section of my invention, taken in the line *xx*, Fig. 2. Fig. 2 is a side view of the same. Fig. 3 is a side view of the same, the side opposite to that shown in Fig. 2.

Similar letters of reference indicate like parts.

This invention relates to a new and improved chimney cap or ventilator, designed to prevent chimneys from smoking by insuring a proper draft at all times, regardless of the direction of the wind or the close proximity of surrounding objects, such as walls or buildings, which frequently, when projecting higher than an ordinary chimney, injure the draft of the latter.

A represents a tube which may be constructed of sheet metal, and is fitted on the top of the chimney and secured thereto by any proper means; and B is a horizontal tube which is secured to the upper end of A, and is at right angles with it, A being vertical.

C is a curved passage, which communicates with the upper end of A and extends upward around one side of B and communicates with the same at its upper part, as shown at *a*.

The products of combustion pass up the tube A, and through the passage C into the top of B, and out through either end of the latter.

The wind, it will be seen, may pass through B from either side without at all interfering with or obstructing the smoke entering it through *a*. In fact, the wind blowing or passing through B will increase the draft in the chimney instead of retarding it, as a suction is produced in B, and the tendency of the products of combustion in the tube A and passage C will be to pass up A and C into B.

The passage C may be constructed with a removable outer side, *v*, secured in position by catches *c*, arranged in any proper way. This would facilitate the cleaning of C when foul.

This device has been practically tested and has been found to answer an admirable purpose, insuring a good draft in the chimney, so as to effectually prevent the smoking of the same.

Having thus described my invention, I claim as new and desire to secure by Letters Patent—

The combination of the tubes A and B with the passage C, arranged substantially as shown and described, to form a new and improved chimney cap or ventilator.

HARVY REYNOLDS.

Witnesses:

M. M. LIVINGSTON,
C. L. TOPLIFF.